



LEARN SHOOT CREATE

JAMSHEDPUR
COLLEGE OF
PHOTOGRAPHY





PROFESSIONAL PHOTOGRAPHY & CINEMATOGRAPHY COURSE



GET A VISION

Photography is not just about holding a camera; it is about seeing the world with intention and confidence. Every great photographer once stood where you are now —curious, unsure, but passionate. With the right guidance, practice, and vision, your creativity can turn into a powerful skill and a meaningful career. This course is designed to shape your perspective, sharpen your technique, and help you tell stories that truly matter. Your journey from passion to profession starts here.



PHOTOGRAPHY DESCRIPTION

JAMSHEDPUR COLLEGE OF PHOTOGRAPHY



About Our Institution

Jamshedpur College of Photography is a professional training institute dedicated to photography, cinematography, and visual storytelling. We focus on practical, industry-oriented education that builds strong technical skills and creative confidence. With 200+ students trained, we take pride in shaping passionate learners into skilled visual professionals.



Operating Hours: 10 AM to 6 PM

+91 62017 89494

+91 62011 96264



1ST FLOOR, DIMNA RD, ABOVE DISCOUNT MEDICAL,
OPPOSITE TRANSPORT NAGAR, MANGO, JAMSHEDPUR,
JHARKHAND 831018




STUDENTS PHOTOGRAPHS

COURSE

- PHOTOGRAPHY
- CINEMATOGRAPHY
- LIGHT DESIGN
- VIDEO EDITING
- ALBUM DESIGNS
- GIMBLE & DRONE





HANDLING TO SHOOT

PHOTOGRAPHY

Fundamental understanding of light, color,
image reading, story

VERY BASIC

- WHAT IS PHOTOGRAPHY? (ART + SCIENCE)
- TYPES OF PHOTOGRAPHY (PORTRAIT, WEDDING, PRODUCT, STREET)
- CAMERA PARTS & FUNCTIONS ,CAMERA HANDLING
- DSLR VS MIRRORLESS ,TYPES OF CAMERA
- UNDERSTANDING SENSOR & IMAGE QUALITY

(PRACTICAL):

- CAMERA HANDLING
- FIRST PRACTICE SHOTS



EXPOSURE TRIANGLE

(THEORY):

- ISO: NOISE & LIGHT SENSITIVITY
- APERTURE: DEPTH OF FIELD
- SHUTTER SPEED: MOTION FREEZE & BLUR
- RELATIONSHIP BETWEEN ALL THREE
- METERING MODE, HISTOGRAMS, LIGHT METER

(PRACTICAL):

- MANUAL MODE PRACTICE
- DEPTH OF FIELD COMPARISON
- MOTION BLUR VS FREEZE SHOTS



FOCUS & WHITE BALANCE

(THEORY):

- FOCUS MODES (AF-S, AF-C, MF)
- FOCUS POINTS & TRACKING

WHITE BALANCE – COMPLETE UNDERSTANDING

- WHAT IS WHITE BALANCE?
- COLOR TEMPERATURE (KELVIN SCALE)
- WHITE BALANCE MODES IN CAMERA
- CUSTOM WHITE BALANCE (ADVANCED BUT IMPORTANT)

MEDIA TYPE, PICTURE PROFILES,SHOOTING MODES,

(THEORY):

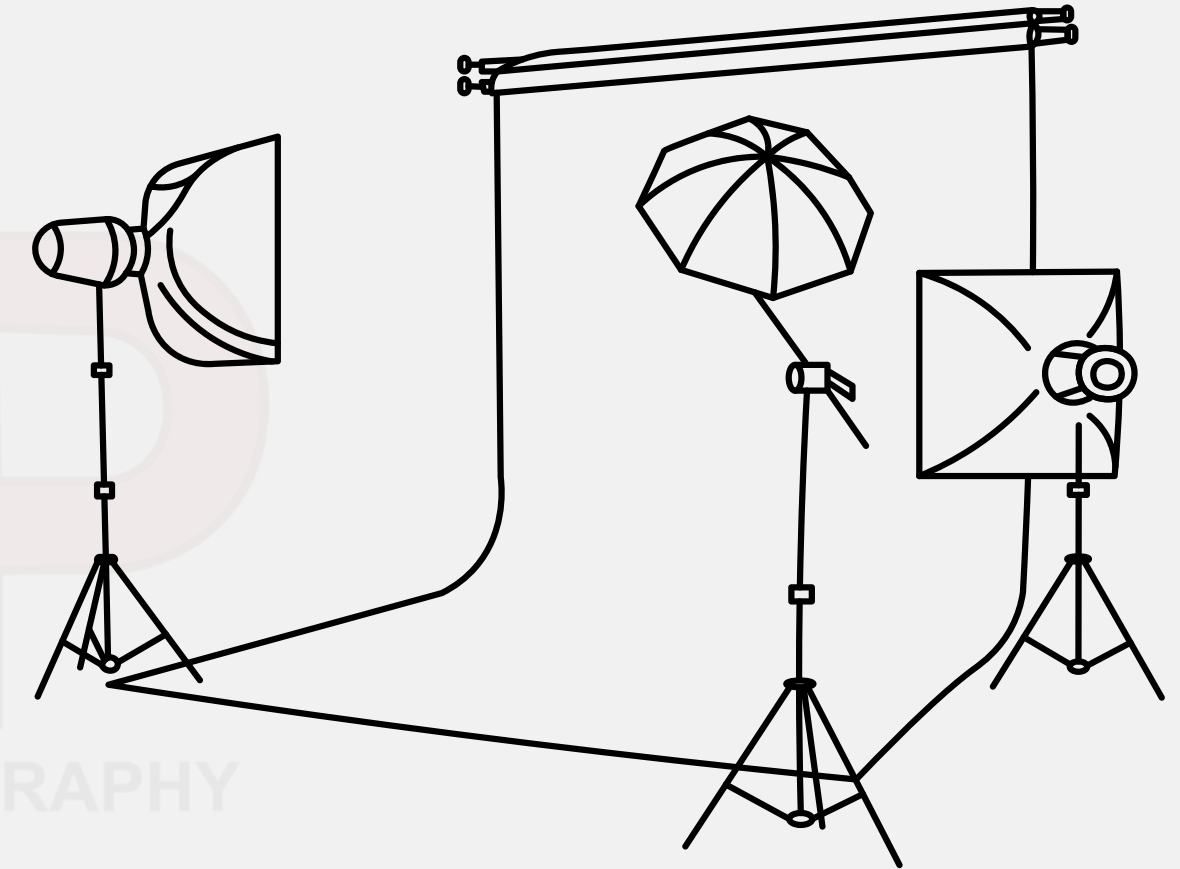
- JPEG
- RAW
- RAW+JPEG
- PICTURE PROFILES (STILL PHOTOGRAPHY)
- SHOOTING MODES (AUTO MODE,PROGRAM (P) MODE,APERTURE PRIORITY (A / AV)
SHUTTER PRIORITY (S / TV),MANUAL (M) MODE



COMPOSITION (FRAMING THE STORY), SHOT SIZE (HOW MUCH YOU SHOW), CAMERA ANGLE (HOW YOU SEE THE SUBJECT)

(THEORY):

- KEY COMPOSITION RULES
- WHY COMPOSITION MATTERS
- WHAT IS SHOT SIZE?
- COMMON SHOT SIZES
- CAMERA ANGLE (HOW YOU SEE THE SUBJECT)
- TYPES OF CAMERA ANGLES



MENU (QUICK SETTINGS MENU)

(THEORY):

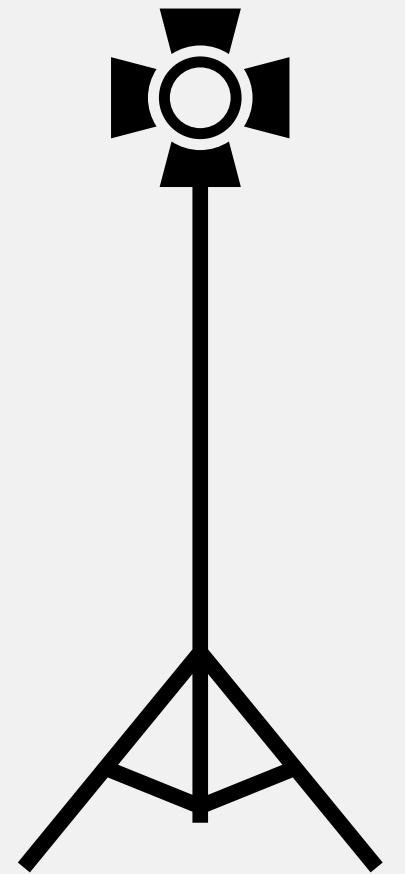
- IMAGE QUALITY / MEDIA TYPE
- IMAGE SIZE
- WHITE BALANCE
- ISO SENSITIVITY
- METERING MODE
- FOCUS MODE
- AF-AREA MODE
- DRIVE MODE
- EXPOSURE COMPENSATION
- PICTURE CONTROL / PICTURE PROFILE
- FLASH MODE (IF APPLICABLE)



LIGHTROOM BASICS & WORKFLOW

THEORY & DEMO

- WHAT IS LIGHTROOM (CLASSIC VS MOBILE)
 - RAW VS JPEG IN EDITING
 - LIGHTROOM WORKSPACE OVERVIEW
 - LIBRARY MODULE
 - DEVELOP MODULE
 - IMPORTING PHOTOS CORRECTLY
 - CATALOG VS FOLDERS (BASIC UNDERSTANDING)
- BASIC WORKFLOW
 - CROP & STRAIGHTEN
 - EXPOSURE CORRECTION
 - CONTRAST CONTROL
 - HIGHLIGHTS & SHADOWS
 - AUTO VS MANUAL CORRECTION
 - BEFORE / AFTER COMPARISON



COLOR CORRECTION & SKIN TONE

THEORY & DEMO

- WHITE BALANCE CORRECTION
- TEMP & TINT CONTROL
- UNDERSTANDING COLOR CAST
- HSL PANEL
- HUE
- SATURATION
- LUMINANCE
- SKIN TONE BASICS (ORANGE CHANNEL)



PROFESSIONAL TOUCH & EXPORT

THEORY & DEMO

- TONE CURVE BASICS
- SHARPENING VS CLARITY VS TEXTURE
- NOISE REDUCTION
- LENS CORRECTION
- SPOT REMOVAL (BASIC RETOUCH)









OUR PORTFOLIO

SHAPING VISUAL CULTURE






Cinematography is not about moving the camera, it is about moving the audience.

CINEMATOGRAPHY IN NOW DAYS

CINEMATOGRAPHY

CINEMATOGRAPHY DESCRIPTION



ART OF VISUAL STORYTELLING

- CREATES EMOTIONAL CONNECTION
- MAKES IMAGES MEMORABLE
- ADDS MEANING BEYOND AESTHETICS
- ESSENTIAL FOR WEDDINGS, FILMS, DOCUMENTARIES
& BRANDS
- SEPARATES RANDOM SHOTS FROM PROFESSIONAL
WORK



CINEMATOGRAPHY BASICS & CAMERA SETTINGS / MOVEMENTS

- WHAT IS CINEMATOGRAPHY? (STORY THROUGH MOTION)
- DIFFERENCE: PHOTOGRAPHY VS CINEMATOGRAPHY
- VIDEO RESOLUTION (HD, 4K)
- FRAME RATES (24, 30, 60 FPS)
- SHUTTER SPEED & 180-DEGREE RULE
- ISO FOR VIDEO
- TYPES OF CAMERA MOVEMENT:
 - PAN, TILT
 - PUSH-IN / PULL-OUT
 - TRACKING SHOT
 - REVEAL SHOT
 - WHEN NOT TO MOVE THE CAMERA
 - GIMBAL VS HANDHELD VS TRIPOD



VIDEO EDITING

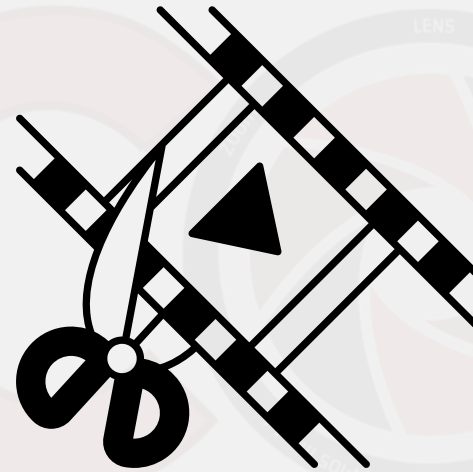
INNOVATIONS ON THE
HORIZON

As we look to the future, the integration of AI, virtual reality, and innovative editing tools hint at a thrilling evolution in the field of photography

EDITING DESCRIPTION

INTRODUCTION & WORKSPACE / TIMELINE TOOLS & CLEAN EDITING

- WHAT IS VIDEO EDITING
- PREMIERE PRO INTERFACE OVERVIEW
- PROJECT, SEQUENCE & TIMELINE BASICS
- IMPORTING FOOTAGE
- CREATE SEQUENCE FROM CLIP
- BASIC CUT & TRIM PRACTICE



OBJECTIVE: EDIT FAST AND CLEAN


- TIMELINE STRUCTURE (V & A TRACKS)
- SELECTION, RAZOR, RIPPLE, ROLLING TOOLS
- CUT VS TRIM LOGIC
- REMOVING UNWANTED CLIPS
- CONTINUITY BASICS
- PRACTICAL EDITING EXERCISE

AUDIO EDITING BASICS / TRANSITIONS & BASIC EFFECTS

- IMPORTANCE OF AUDIO
- AUDIO LEVELS (DB BASICS)
- DIALOGUE VS MUSIC BALANCE
- AUDIO GAIN & SIMPLE NOISE REDUCTION
- ADD BACKGROUND MUSIC
- PRACTICAL SOUND BALANCING

OBJECTIVE: SMOOTH VISUAL FLOW

- WHEN AND WHY TO USE TRANSITIONS
- CROSS DISSOLVE, DIP TO BLACK
- FIX JUMP CUTS
- BASIC ZOOM & BLUR EFFECTS
- AVOID OVERUSE DISCUSSION




TEXT, TITLES & GRAPHICS / COLOR CORRECTION (LUMETRI)

OBJECTIVE: PROFESSIONAL TITLES

- ESSENTIAL GRAPHICS PANEL
- FONT & COLOR SELECTION
- LOWER THIRDS CREATION
- TEXT ANIMATION BASICS
- SAFE MARGINS

OBJECTIVE: NATURAL & BALANCED COLOR

- COLOR CORRECTION VS GRADING
- WHITE BALANCE CORRECTION
- EXPOSURE & CONTRAST CONTROL
- SKIN TONE BASICS
- MATCHING MULTIPLE CLIPS




SPEED CONTROL & STORY FLOW / EXPORT, FINAL PROJECT & CAREER

OBJECTIVE: CINEMATIC EDITING

- SLOW MOTION & SPEED RAMP
- FRAME RATE AWARENESS
- B-ROLL USAGE
- MUSIC BEAT CUTTING
- EMOTIONAL PACING

OBJECTIVE: CLIENT-READY OUTPUT

- EXPORT SETTINGS (YOUTUBE, INSTAGRAM, CLIENT)
- CODEC & BITRATE BASICS
- FILE MANAGEMENT
- FINAL PROJECT EDIT
- PORTFOLIO & CAREER GUIDANCE



DESIGNING



INNOVATIONS ON THE HORIZON

As we look to the future, the integration of AI, virtual reality, and innovative editing tools hint at a thrilling evolution in the field of photography

EDITING DESCRIPTION

INTRODUCTION TO ALBUM DESIGN / PHOTOSHOP BASICS FOR ALBUM WORK

- WHAT IS ALBUM DESIGNING
- TYPES OF ALBUMS (WEDDING, PRE-WEDDING, CANDID)
- ALBUM SIZES & RATIOS (12×36, 14×40, ETC.)
- PHOTOSHOP WORKSPACE OVERVIEW
- DPI, COLOR MODE & RESOLUTION
- ALBUM FOLDER STRUCTURE

OBJECTIVE: BUILD PHOTOSHOP CONFIDENCE

- LAYERS & LAYER MANAGEMENT
- MOVE TOOL & TRANSFORM (CTRL+T)
- SMART OBJECTS
- GUIDES & RULERS
- ALIGN & DISTRIBUTE
- NON-DESTRUCTIVE WORKFLOW



IMAGE CORRECTION FOR ALBUM / LAYOUT DESIGN & STORY FLOW

- EXPOSURE & COLOR MATCHING
- LEVELS & CURVES
- SKIN TONE CORRECTION (BASIC)
- REMOVE DISTRACTIONS
- CONSISTENCY ACROSS PAGES

OBJECTIVE: DESIGN VISUALLY PLEASING SPREADS

- ALBUM STORYTELLING SEQUENCE
- PHOTO SELECTION LOGIC
- WHITE SPACE USAGE
- BALANCE & SYMMETRY
- SINGLE IMAGE VS COLLAGE LAYOUT




Photography

BACKGROUNDS, SHAPES & MASKING / TEXT, FONTS & DECOR ELEMENTS

- BACKGROUND SELECTION
- SOLID, TEXTURE & GRADIENT BACKGROUNDS
- LAYER MASKS (IMPORTANT)
- SHAPE FRAMES & CUSTOM MASKS
- SOFT EDGE BLENDING

OBJECTIVE: ELEGANT ALBUM TYPOGRAPHY

- FONT SELECTION RULES
- BRIDE & GROOM NAME PLACEMENT
- DATE & LOCATION TEXT
- DECORATIVE ELEMENTS
- SHADOW & OPACITY CONTROL



PROFESSIONAL FINISHING / EXPORT, PRINT & CLIENT DELIVERY

OBJECTIVE: PRINT-READY OUTPUT

- COLOR CONSISTENCY CHECK
- FINAL SHARPENING
- BLEED & SAFE MARGINS
- PAGE NUMBERING
- REVIEW FULL ALBUM FLOW

OBJECTIVE: CLIENT-READY ALBUM

- EXPORT SETTINGS FOR ALBUM PRINT
- JPEG VS TIFF
- CMYK VS RGB (BASIC UNDERSTANDING)
- NAMING & FOLDER STRUCTURE
- CLIENT PREVIEW & REVISION PROCESS
- CAREER & PRICING GUIDANCE

Business Guidance



**PORTFOLIO
MAKINGS**

EARNING

**CLIENT
HANDLING**



PLACEMENT ?

LIFE TIME SUPPORT IN CAREER

We offer placement assistance and career guidance to help students connect with real industry opportunities. Our focus is on preparing students for professional work environments and supporting them in taking their first confident step into the industry.



THANKS

Learn New Gen Skills. Join Today.

