A Project Report

On

AHAR: Meals With Love

Submitted in Partial Fulfilment of the requirement for the award

Degree of B.Sc Information Technology

Guided by :

Submitted by :

Name - **XXXXXXXXX**

Roll No - **XXXXXXXXX**

Name - **XXXXXXXXX**

Roll No - **XXXXXXXXX**

RANCHI WOMEN'S COLLEGE, RANCHI

(An autonomous college under Ranchi University)

CERTIFICATE

This is to certify that the project report entitled **"AHAR : Meals with love "** Submitted to Ranchi Women's College, Ranchi in partial fulfillment of the requirement for the award of degree of **Bachelor of Science and information technology** , is an original work carried out by **XXXXXXXX** and **XXXXXXX** of Session **2016-2019**.

Signature :

(Guide Signature) **(External Examiner Signature)**

ACKOWLEDGEMENT

Achievement is finding out what you would be then doing, what you have to do. The higher the summit, the harder is the climb. The goal was fixed and we began with a determined resolved and put in ceaseless sustained hard work. Greater challenge, greater was our effort to overcome it.

This project work, which is my first step in the field of professionalization, has been successfully accomplished only because of my timely support of well-wishers. I would like to pay my sincere regards and thanks to those, who directed me at every step in my project work.

I would also like to thank my class teachers for her indefatigable guidance, valuable suggestion, moral support, and contribution of time for the successful completion of project work. At the outset. I sincerely thank all faculty members of my institutions for her extra efforts to make our session on line inspire of all ideas.

Last but not least, I would like to acknowledge the ongoing support of my parents and my family members, whose patience and encouragement during these long days and night have been paramount in making this project a reality.

TABLE OF CONTENTS

1. Title of Project
2. Introduction and Objectives of the Project
3. Advantage
4. Project Category
5. Tool/Platform, Hardware and Software Requirement Specification
6. ER Diagrams
7. Data Flow Diagram
8. Data Modeling
9. Descriptions of Modulus
10. Report Generation
11. Process Logic for Each Module
12. Security and Validation Check
13. Scope of Future Application
14. Screenshot
15. Conclusion and disavantages
16. Future Work & Bibliography

INTRODUCTION

This is a Project work undertaken in context of partial fulfillment of the B.C.A. The Project titled as ***" AHAR :Meals with love " .*** It is a food recovery and food waste management network that helps connect the individuals and businesses with excess food to people in need. We approach the issue of hunger with a sharing-economy model: the donation of excess food enables a vital, yet often wasted, resource to be used to its full capacity.

Ahar is an edible food Recovery Project which serves the surplus excess foods from Weddings , Parties , and other events, to the hungry and deprived. This is achieved through a Hot- line number in the City along with a dedicated collection Mini Van. The system works thus. Once we receive a call or pickup request from the donor at our hotline number, we reach the respective collection point with our volunteers and necessary accessories depending on the volume of food along with our vehicle specially equipped by our team for excess food collection.

We accept any kind of food, we just need to know details concerning food type, like if its raw or cooked, packaged, hot or cold, and how much there is. Our algorithm pairs specific food donations with available drivers and recipient locations.

We serve the needy people in Economically Backward Slums , Needy Orphanages and Old age homes , Homeless People , Shelter Homes , Rural Communities.

As a part of our food recovery process, we are **collecting samples** of each food to check its **freshness with odour, texture and taste**.

We ensure the quality of the food during collection and distribution to the needy and we avoid collecting certain menus such as coconut added items, curd/butter items since they spoil at a faster rate , testing the food quickly to start immediate distribution as the existing techniques are taking more time.

I am confident that this software package can be readily used by non-programming personal avoiding human handled chance of error. But knowledge of MS-Excel will extend the use of this software.

OBJECTIVE

The objectives of this project are as follows:-

- India is the second largest food producer covering 10.04% of the total World's food production. But, at the same time India ranked 97 among 118 developing countries for which the Global Hunger Index (GHI) was calculated in 2016. To create a user friendly platform for individuals and businesses who will help in ionculcating responsible attitude in common people and food to people in need.

- The application is developed to enable the serves the surplus excess foods from Weddings , Parties , and other events, to the hungry and deprived online anytime anywhere without going to a hunger spot.

- The application is also designed to celebrate birthdays any individuals birthday with hungry people and bringing happiness in many hungry faces by feeding them.

- Throwing away food benefits no one. Not only could the food have gone to someone in need, but the resource cost is tremendous: one-fifth of greenhouse gases come from meat production, and it takes over ten gallons of water to produce a single slice of bread. Our platform simplifies the process of food recovery, so Donors can make social, environmental and financial change in their choice to Feed the Need.

- The application is also designed for the hotels where many events are celebrated . They also donate the food.

ADVANTAGE

I have designed the given proposed system in the C# and SQL Server. The following steps that gives the detailed information of needs of proposed system.

Performance:During past several decades, the company REPORTs are supposed to be manually handled for all the activities. The manual handling of the REPORT is time consuming and highly prone to error. For the benefits of the users and to improve the performance of the companies or investor the computerized system is to be undertaken. The computerized project is fully computerized and user friendly even that any of the members can see the report and status of the company.

Efficiency: The basic need of the project is efficiency. The project should be efficient so that whenever a new customer REPORT is added, or REPORT is modified or deleted, the REPORT is updated automatically.

Control: The complete control of the project is under the hands of authorized person who has the password to access this project and illegal access is not supposed to deal with. All the control is under the administrator and the other members have the rights to just see the REPORTs not to change any transaction or entry.

Security: Security is the main criteria for the proposed system. Since illegal access may corrupt the database. So security has to be given in this project.

Key Features Are:

- ✓ System Connectivity
- ✓ No Paper Work Required
- ✓ Time Efficient
- ✓ Cost Efficient
- ✓ Automatic data validation
- ✓ User friendly environment
- ✓ Data security and reliability
- ✓ Fast data insertion & retrieval
- ✓ Easy performance check
- ✓ Maintaining REPORTs of users
- ✓ Report generation

OBJECTIVES OF THE PROJECT

This software package can be readily used by non-programming personal avoiding human handled chance of error. This project is used by two types of users

i. Administrator.

ii. User

Administrator can maintain daily updates in the requests of the users, Stock Exchange Information's. Administrator is must be an authorized user. There is the facility for password recovery, logout etc...

TOOLS/PLATFORM USED

HARDWARE AN ND SOFTWARE FEATURE

SOFTWARE REQUIREMENT

➢ ASP.NET (C#) front end.	Used for developing the front end.
➢ SQL SERVER 2014.	Used for the back end.
➢ .Net framework	4.0/4.5
➢ Adobe Photoshop cs	Used for photo-editing and designing.
➢ Amazing Slider	Used for designing flash.
➢ Css3 Menu Maker	For designing menus
➢ Corel Draw X4	Used for front-end designing.
➢ MS-Window	Used for documentation.

CONFIGURATION OF THE SYSTEM FOR CLIENT:

- IntelDualCoreProcessorwith2GBRam
- Keyboardwithscrollmous
- UPS,Stabilizers1/2kv
- Colormonitor
- DVD-Writerandfloppydrive (Sony)
- Internetconnectionmustrequired

HARDWARE

- Intel Core2Duo with 1 GB Ram.
- Woofer speakers for surround sound.
- Multimedia Keyboard with Optical mouse
- Smart line UPS/Stabilizer 1/2 kv
- Color Monitor (LG)
- DVD-Writer (Sony)

PROJECT CATEGORY

FRONT END (ASP.NET)

ASP.Net is a web development platform, which provides a programming model, a comprehensive software infrastructure and various services required to build up robust web application for PC, as well as mobile devices.ASP.Net works on top of the HTTP protocol and uses the HTTP commands and policies to set a browser-to-server two-way communication and cooperation. ASP.Net is a part of Microsoft .Net platform. ASP.Net applications are compiled codes, written using the extensible and reusable components or objects present in .Net framework. These codes can use the entire hierarchy of classes in .Net framework.

The ASP.Net application codes could be written in either of the following languages:

- C#
- Visual Basic .Net
- Jscript
- CSS

ASP.Net is used to produce interactive, data-driven web applications over the internet. It consists of a large number of controls like text boxes, buttons and labels for assembling, configuring and manipulating code to create HTML pages.

ASP.NET

ASP.NET is a web application frame work developed and marketed by Microsoft to allow programmers to build dynamic web sites, web applications and web services. It was first released in January 2002 with version 1.0 of the .NET Framework, and is the successor to Microsoft's Active Server Pages (ASP) technology. ASP.NET is built on the Common Language Runtime (CLR), allowing programmers to write ASP.NET code using any supported .NET language.

ASP.NET is a compiled, .NET-based environment; you can author applications in any .NET compatible language, including Visual Basic .NET, C#, and Script .NET. Additionally, the entire .NET Framework is available to any ASP.NET application. Developers can easily access the benefits of these technologies, which include the managed common language runtime environment, type safety, inheritance, and so on.

ASP.NET has been designed to work seamlessly with WYSIWYG HTML editors and other programming tools, including Microsoft Visual Studio .NET. Not only does this make Web development easier, but it also provides all the benefits that these tools have to offer, including a GUI that developers can use to drop server controls onto a Web page and fully integrated debugging support.

Developers can use Web Forms or XML Web services when creating an ASP.NET application, or combine these in any way they see fit. Each is supported by the same infrastructure that allows you to use authentication schemes; cache frequently used data, or customizes your application's configuration, to name only a few possibilities.

- Web Forms allow you to build powerful forms-based Web pages. When building these pages, you can use ASP.NET server controls to create common UI elements, and program them for common tasks. These controls allow you to rapidly build a Web Form out of reusable built-in or custom components, simplifying the code of a page.

- An XML Web service provides the means to access server functionality remotely. Using XML Web services, businesses can expose programmatic interfaces to their data or business logic, which in turn can be obtained and manipulated by client and server applications. XML Web services enable the exchange of data in client-server or server-server scenarios, using standards like HTTP and XML messaging to move data across firewalls.

These features and how you can use them are outlined as follows:

- If you have ASP development skills, the new ASP.NET programming model will seem very familiar to you. However, the ASP.NET object model has changed significantly from ASP, making it more structured and object-oriented. Unfortunately this means that ASP.NET is not fully backward compatible; almost all existing ASP pages will have to be modified to some extent in order to run under ASP.NET.
- Accessing databases from ASP.NET applications is an often-used technique for displaying data to Web site visitors. ASP.NET makes it easier than ever to access databases for this purpose. It also allows you to manage the database from your code.
- file or in a compiled class deployed as an assembly. This logic can include application-level events.
- ASP.NET provides easy-to-use application and session-state facilities that are familiar to ASP developers and are readily compatible with all other .NET Framework APIs.

- For advanced developers who want to use APIs as powerful as the ISAPI programming interfaces that were included with previous versions of ASP, ASP.NET offers the HttpHandler and HttpModule interfaces. Implementing the HttpHandler interface gives you a means of interacting with the low-level request and response services of the IIS Web server and provides functionality much like ISAPI extensions, but with a simpler programming model.
- ASP.NET takes advantage of performance enhancements found in the .NET Framework and common language runtime. Additionally,
- it has been designed to offer significant performance improvements over ASP and other Web development platforms. All ASP.NET code is compiled, rather than interpreted, which allows early binding,
- Session module, for instance) that are not relevant to the application they are developing. ASP.NET also provides extensive caching services (both built-in services and caching APIs).
- Writing custom debug statements to your Web page can help immensely in troubleshooting your application's code. However, they can cause embarrassment if they are not removed. The problem is that removing the debug statements from your pages when your application is ready to be ported to a production server can require significant effort.
- They appear only when you have enabled tracing for a page or entire application. Enabling tracing also appends details about a request to the page, or, if you so specify, to a custom trace viewer that is stored in the root directory of your application.
- The .NET Framework and ASP.NET provide default authorization and authentication schemes for Web applications.
- ASP.NET configuration settings are stored in XML-based files, which are human readable and writable. Each of your applications can have a distinct

configuration file and you can extend the configuration scheme to suit your Requirements.

- Applications are said to be running side by side when they are installed on the same computer bust use different versions of the .NET Framework.
- IIS 6.0 uses a new process model called worker process isolation mode, which is different from the process model used in previous versions of IIS. ASP.NET uses this process model by default when running on Windows Server 2003.
- **.NET - a framework :**

It is a Framework in which Windows applications may be developed and run.

Windows provide the programmers with various functions - called API. Starting from the very first time Windows enter the commercial market to the latest version of Windows XP, APIs are the basic tool to let the Windows know what you want it to do. If you want to create a Dialog Box you must call a specific API provided to you by Windows. Making a button requires another API call. And the list goes on. As new GUIs appear on the seen, new APIs are introduced in Windows. But using these native APIs was a very challenging task. Making a simple Window that prints "Hello World" could take more than hundred lines.

Microsoft and other commercial organizations realized this and started marketing Visual Tools that made the programmer's life easy. Using Visual C++, Visual Basic, Borland's C++ and other such IDEs, it became simpler to make Windows programs.

Various vendors develop their own "Wrapper classes" that wrapped the Windows APIs in an Object-Oriented way. The Microsoft Foundation Classes (MFC) that are used in Visual C++, is an example of Wrapper classes. The MFC equivalent ofVisual Basic is VBRun; and for Visual J++ it is WFC. These Wrapper Classes, along with the Visual GUI tools made it very convenient to make windows programs. As for the difficulty of programming OLE/COM; Microsoft expanded the MFC and VBRun to take care of most of the dirty job. Although making an ActiveX application still was slightly tricky in Visual C++, but developing an ActiveX application in Visual Basic was extremely easy; and hence Visual Basic became the foremost ActiveX development media.

The Internet revolution posed new problems and challenges. C/C++ which was the tool of champions was not suited/ready for Web Development. Microsoft tried expanding MFC, and included several network oriented classes - like Socket, CASyncSocket, and several HTTP based classeshad started becoming ubiquitous. Although technologies like Remote Procedure Call (RPC) was a great help to the programmers; but it was limited in its scope. With programmers following the Object-Oriented development RPC was not much help at all; since RPC did not allow passing objects as parameters.This major issue was addressed by introduction of industry's agreed upon standards like CORBA, IIOP, RMI, DCOM etc. All these standards used customized protocol to transmit an object over the network, and they required a tight coupling between the server and the client - i.e. the client needed to be fully aware of how to talk to the server. The EJB container provided lot of services for free - all that a programmer had to do was to extend (inherit) from an appropriate EJB base class and there you have it - a fully functional distributed application. EJB made programmer's life extremely easy; but it did not eradicate the client-server coupling issue. Microsoft - after the cold

treatment faced by DNA - got their gurus together and asked them to reflect back on DNA and to come up with a future vision. This group came up with so many new and great ideas which made Microsoft realized that no amount of up gradation or extension in MFC/VBRun/WFC, COM/COM+/DCOM, ASP, APIs etc.

Major Component of .NET

The diagram given below describes the various component of .NET.

The .NET framework can only be exploited by languages that are compliant with .NET. Most of Microsoft languages have been made to fully comply with .NET.

.NET also introduces Web Forms, Web Services and Windows Forms. The reason why they

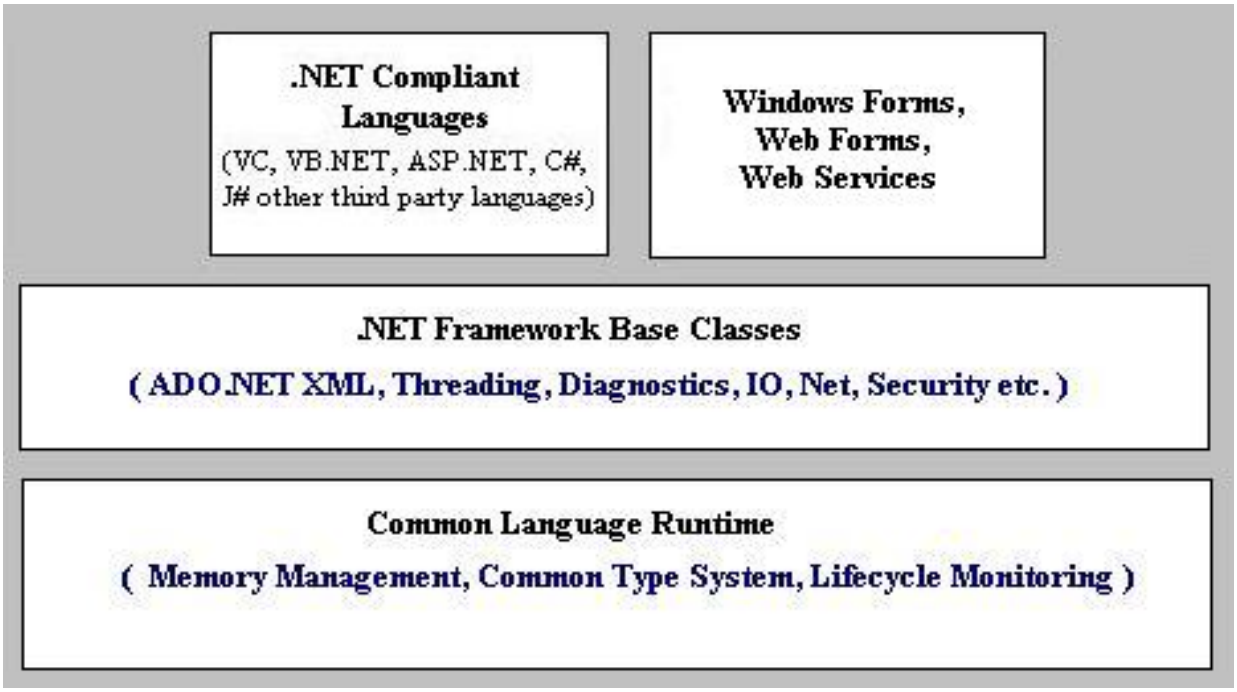

have been shown separately and not as a part of a particular language are that these technologies can be used by any .NET compliant language. For example Windows Forms is used by VC, VB.NET, and C #all as a mode of providing GUI.

The next component of .NET is the .NET Framework Base Classes. These are the common class libraries (much like Java packages) that can be used by any .NET compliant language. These classes provide the programmers with a high degree of functionality that they can use in their programs.

BACKEND: SQL SERVER 2012

SQL SERVER

Microsoft SQL Server is an application used to create computer databases for the Microsoft Windows family of server operating systems. It provides an environment used to generate databases that can be accessed from workstations, the web, or other media such as a personal digital assistant (PDA). Microsoft SQL Server is probably the most accessible and the most documented enterprise database environment right now. This also means that you can learn it a little quicker than most other database environments on the market.

PROJECT SCHEDULING

The project module is being scheduled to be developed in 3 months and the scheduling is being shown in gant chart.

A gant chart can be developed for the entire project or a separate chart can be developed for each function. A tabular form is maintained where rows indicate the tasks with milestones and column indicates duration (week\months).the horizontal bars that spans across columns indicates duration of task.

SYSTEM DESIGN

The design of an information system is the overall plan or model for that system like the blue print of a building; it consists of all the specification that gives the system its form and structure. This chapter describes the basis design components, which consist of output design, input design, database design, and form design, integration design it also includes process specification.

The most creative and challenging phase of the system life cycle is system design. It describes the final system and the process by which it is developed. It refers to the technical specifications that will be applied in implementing the system. It also includes the construction of the programs and program testing.

First step is to determine how the output is to produce and what format second; the input data and master files (database) have to be designed to meet the requirement of the proposed output. The operational phase are handled through program construction and testing, including a list of the program needed to meet the system objective and complete documentation.A final report is prepared which includes procedural flowchart, records layout, report layouts and a workable plan for implementing the proposed system

OUTPUT DESIGN

A major step in the preparation of output report in a form acceptable to the users. Computer output is the most important and direct source of information to the user. Efficient, it eligible output design should improve the system's relationship with the user and help in decision making Office Automation system is such a system in which output requirements are generally the same but sometimes in some cases dome different kinds of output are needed Normally, the following outputs are required in the form of various reports periodically that is towards the end of every month. Some output reports forms layout are given 1 the next page which are frequently asked.Input DesignFor any kind of output from the system there should be some input and processing of data. Input design is the process of converting user-oriented inputs to computer based format inaccurate input data is the most common cause of errors in data processing. Errors entered by the entry operator can be controlled by the input design.

DATABASE DESIGN

Database design is one of the most important steps in the system design phase of the system development. A good design can reduce many of the problems of the system. It reduce the redundancy and lots of anomalies and, at the same time, it enforces the
required integrates, like referential integrity etc. Specially with the relational
database management system it is easier to design database which can possibly enforce all the required securities and integrates which can lead to a secured and consistent database, A poorly designed database can create a lot of problems to the person maintaining it.After knowing all the requirements and inputs the following tables are designed to store the data in a relational fashion. Most of the tables are normalized to the extent possible but few tables are demoralized to some extend in order to reduce the query time and the number of times the database is accessed. A number of indicates are formed on the combination of keys normally used in queries.

USER INTERFACE DESIGN

or user interface engineering is the design of computers, appliances, machines, mobile communication devices, software applications, and websites with the focus on the user's experience and interaction. Unlike traditional design where the goal is to make the object or application physically attractive, the goal of user interface design is to make the user's interaction experience as simple and intuitive as possible—what is often called user-centered design. Where good graphic/industrial design is bold and eye catching, good user interface design is often subtle and invisible User Interface design is involved in a wide range of projects from mall kiosks to software applications to car navigation systems to e-commerce sites; all of these projects have some things in common yet also require some unique skills and knowledge. As a result, user interface designers tend to specialize in certain types of projects and have skills centered around their expertise, whether that be software design, web design, or industrial design. What all these projects have in common is, of course, the focus on how the user interacts with the device/system/application.

EFFICACY OF USER INTERFACE DESIGN

Many technological innovations rely upon User Interface Design to elevate their technical complexity to a usable product. Technology alone may not win user acceptance and subsequent marketability. The User Experience, or how the user experiences the end product, is the key to acceptance. And that is where User Interface Design enters the design process. While product engineers focus on the technology, usability specialists focus on the user interface. For greatest efficiency and cost effectiveness, this working relationship should be maintained from the start of a project to its rollout.

When applied to computer software, User Interface Design is also known as Human-Computer Interaction or HCI. While people often think of Interface Design in terms of computers, it also refers to many products where the user interacts with controls or displays. Military aircraft, vehicles, airports, audio equipment, and computer peripherals, are a few products that extensively apply User Interface Design.

Optimized User Interface Design requires a systematic approach to the design process. But, to ensure optimum performance, Usability Testing is required. This empirical testing permits naïve users to provide data about what does work as anticipated and what does not work. Only after the resulting repairs are made can a product be deemed to have a user optimized interface.

The importance of good User Interface Design can be the difference between product acceptance and rejection in the marketplace. If end-users feel it is not easy to learn, not easy to use, or too cumbersome, an otherwise excellent product could fail. Good User Interface Design can make a product easy to understand and use, which results in greater user acceptance.

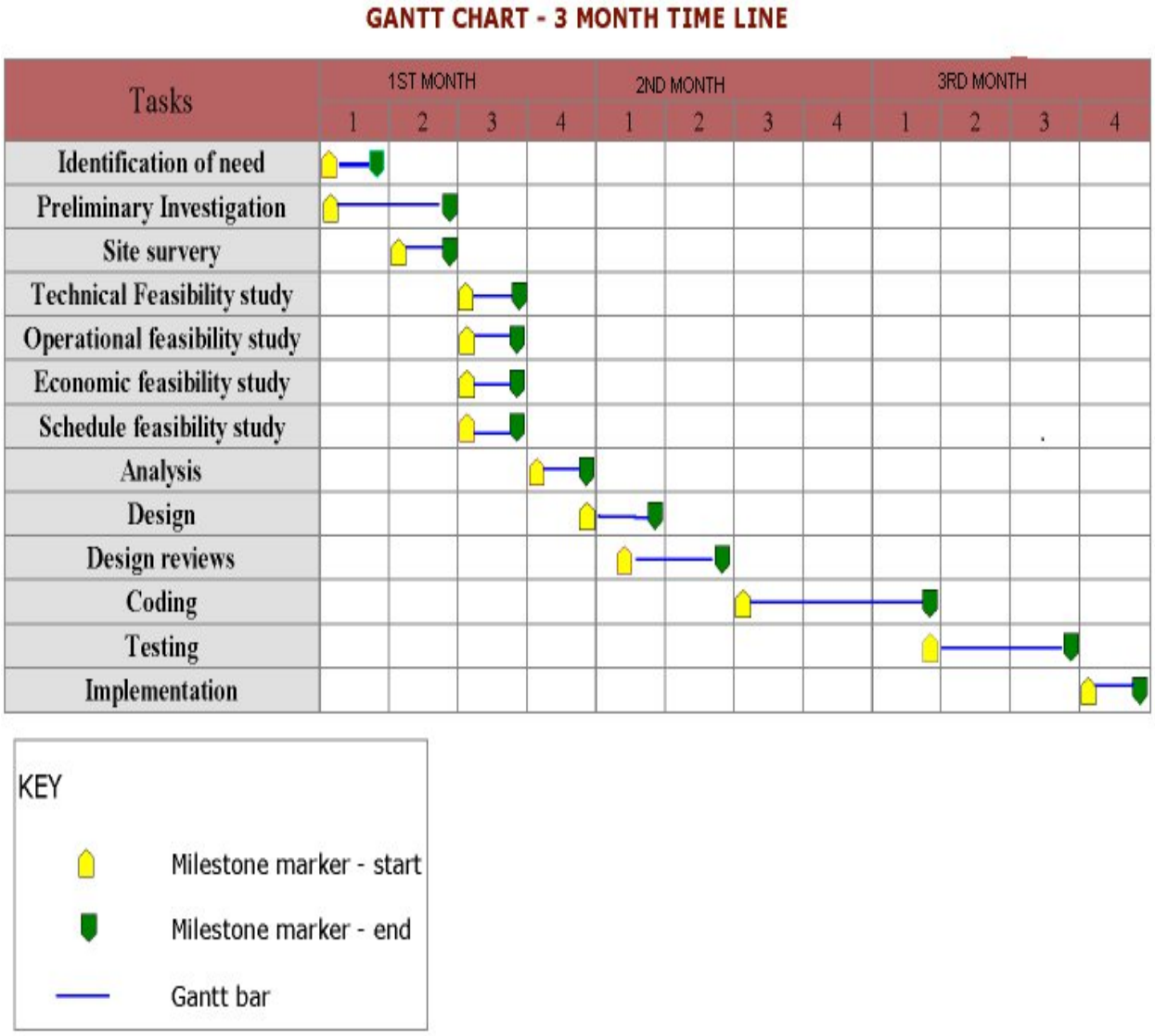

ENTITY RELATIONSHIP DIAGRAM

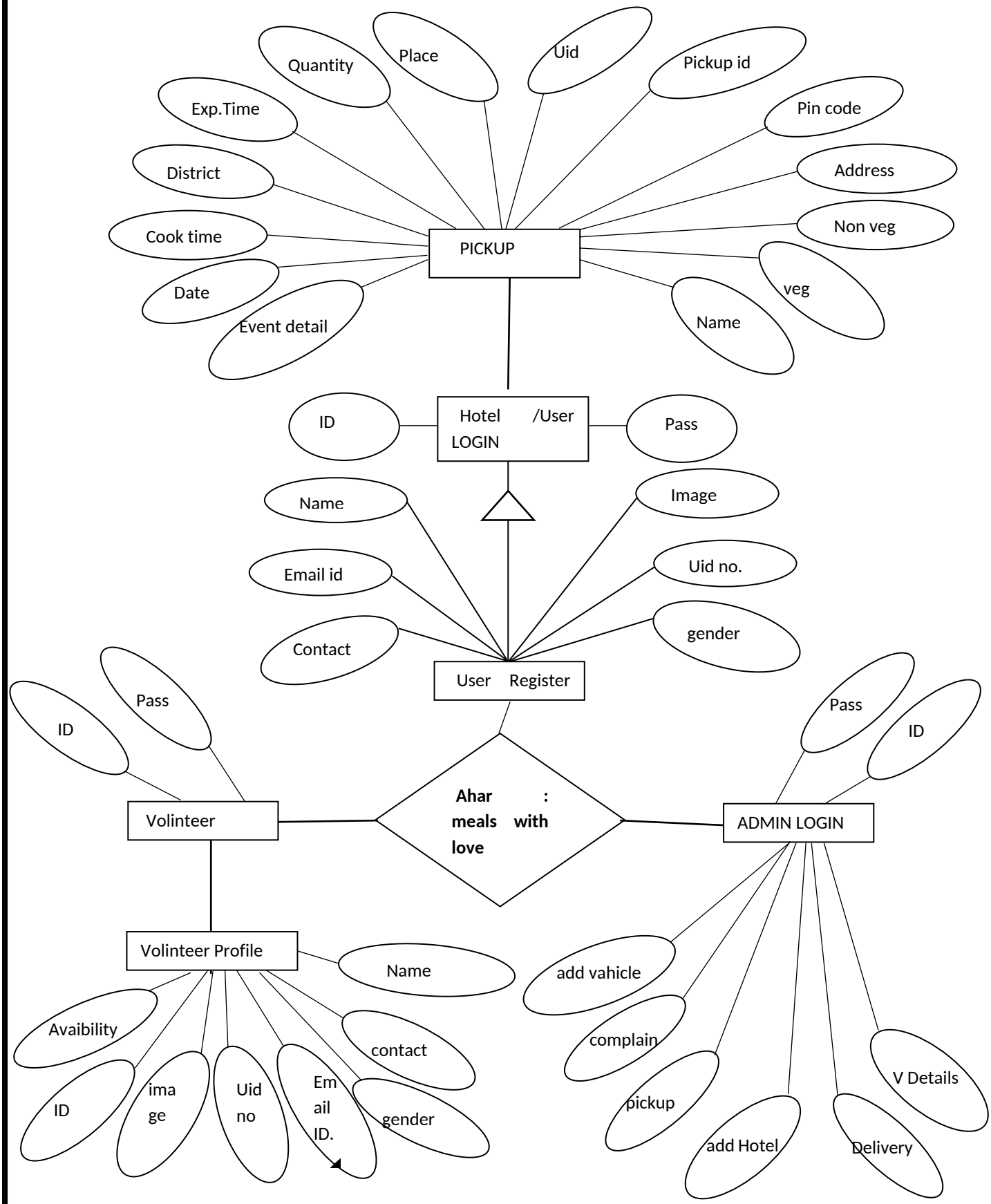

DATA FLOW DIAGRAM (DFD)

LEVELS OF DFD: DEPENDING UPON THE COMPLEXITY OF DFD, THERE ARE SOME LEVELS IN IT E.G., LEVEL 0, LEVEL 1 ETC.

(i) Level 0 àIt is the simplest form of DFD. It could have one process and there will be external entities.

(ii) Level 1 à The main process is broken into small sub-processes and number of entity-set and data store is also increased & so on goes the level of DFD.

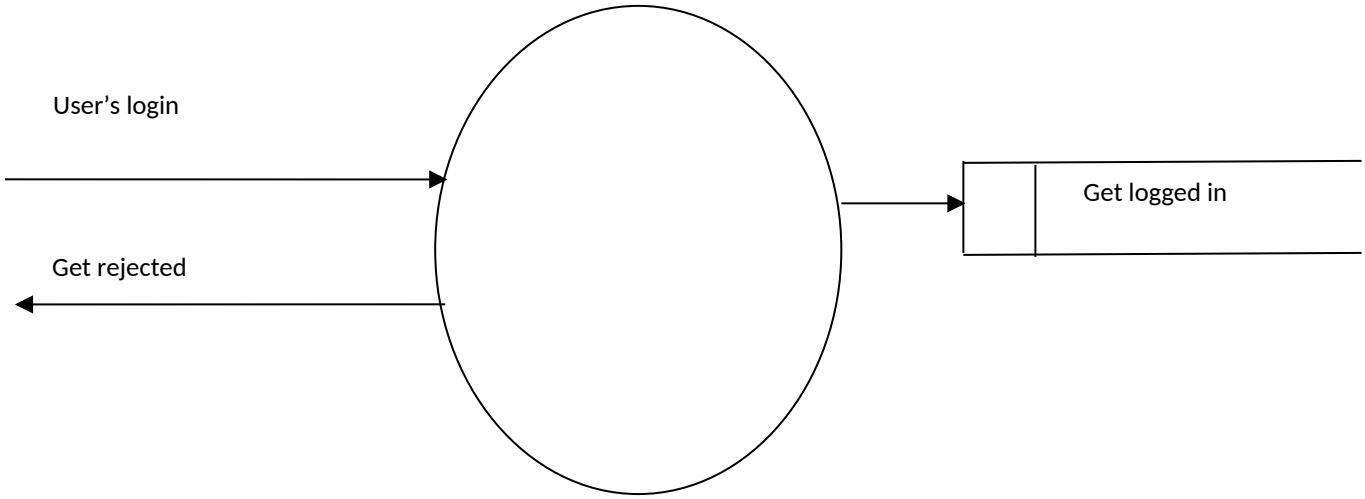

Level -0

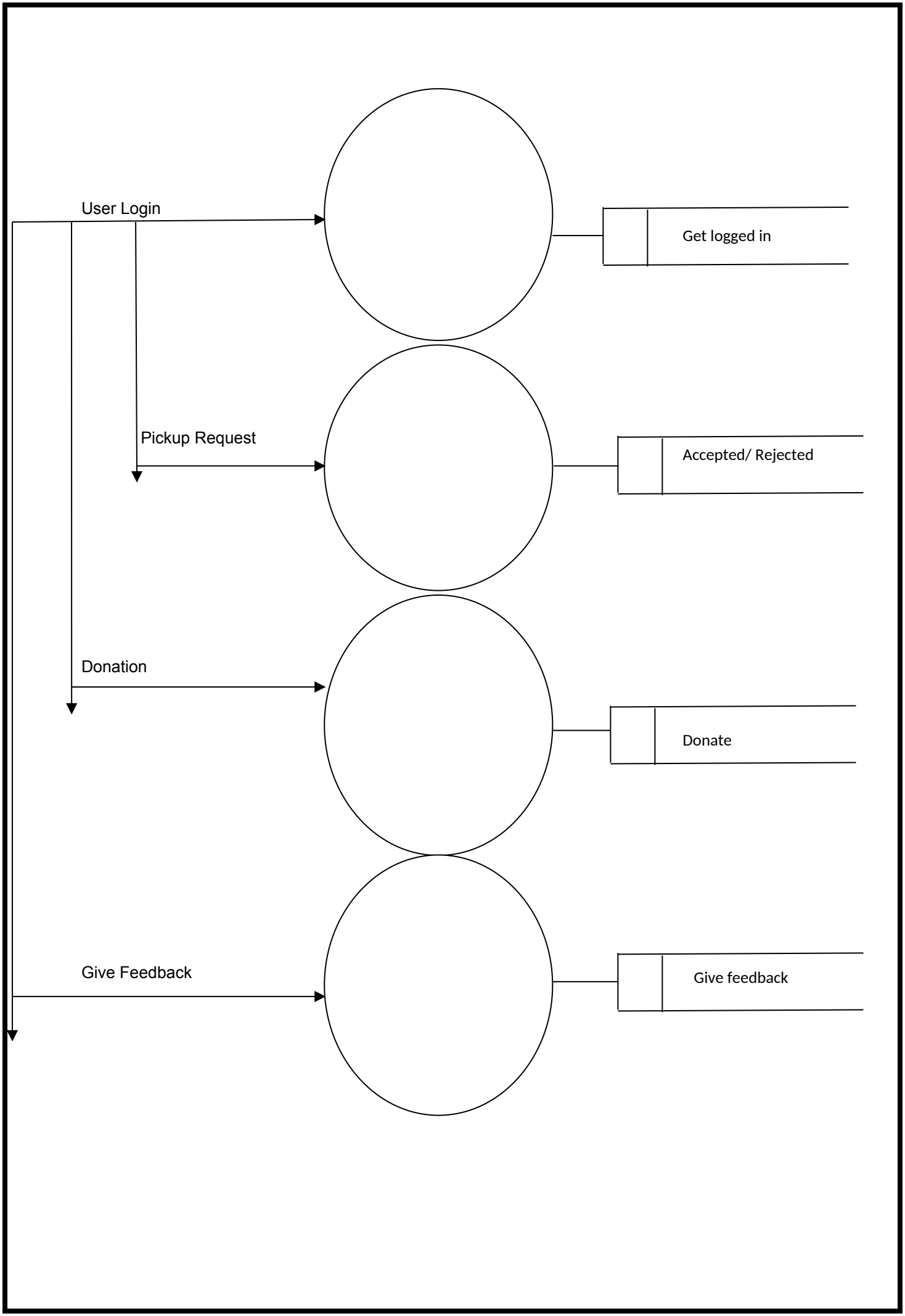
User Login
Get logged in
Pickup Request
Accepted/ Rejected
Donation
Donate
Give Feedback
Give feedback

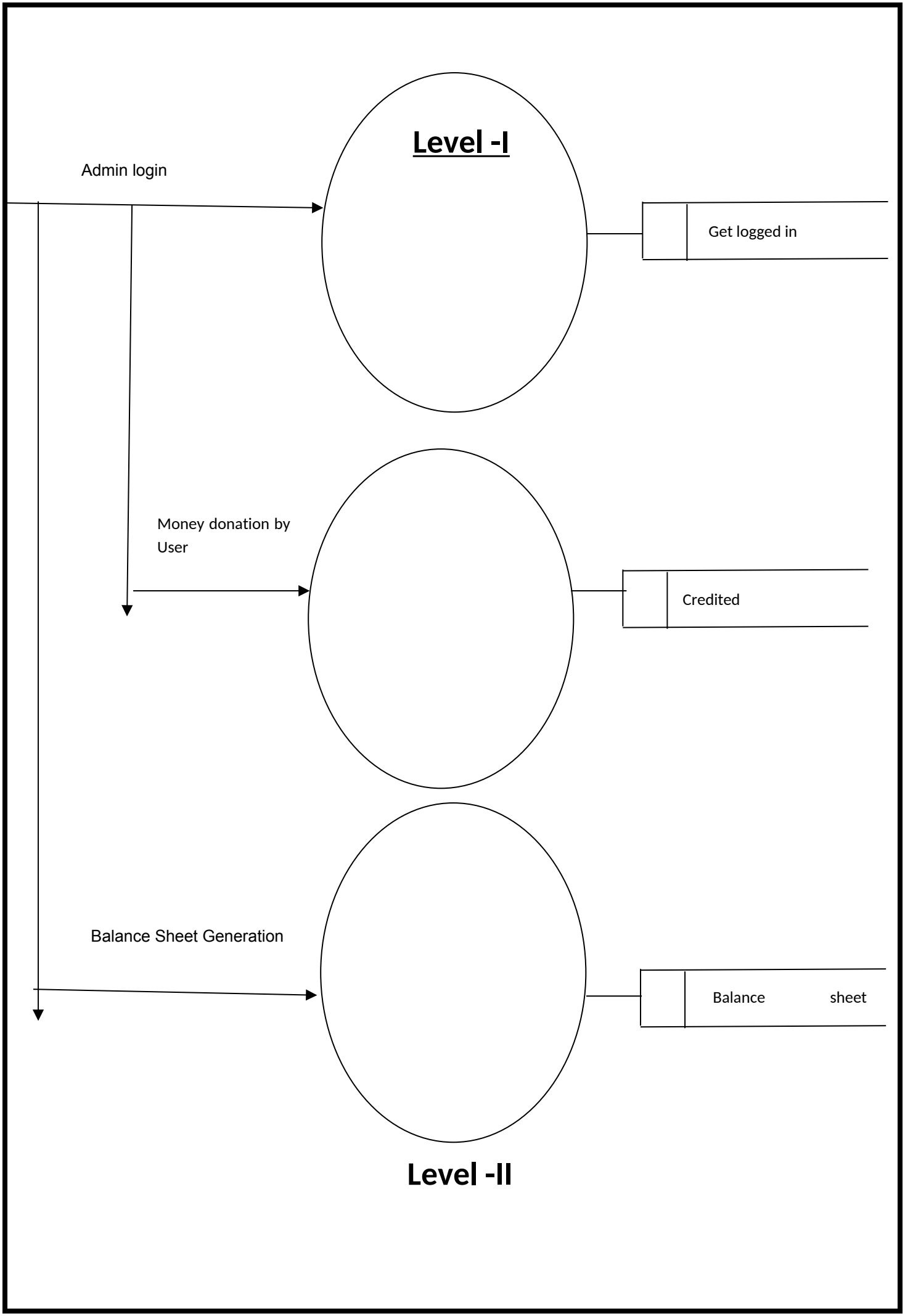
Level -I
Admin login
Get logged in
Money donation by User
Credited
Balance Sheet Generation
Balance sheet
Level -II

USER REGISTRATION Table: To store registration details of the general users.

Field Name	Type	Constraint
id	Int(11)	PRIMARY KEY
name	Varchar (100)	NOT NULL
Email	Varchar (100)	NOT NULL
Password	Varchar (50)	NOT NULL
phone	Varchar (100)	NOT NULL
addhar	Varchar (100)	NOT NULL
gender	Varchar (50)	NOT NULL
dob	Varchar (50)	NOT NULL
image	Varchar (50)	NOT NULL

VOLINTEER REGISTRATION Table: To store FIR registration details.

Field Name	Type	Constraint
id	Int(11)	PRIMARY KEY
name	Varchar (100)	NOT NULL
Email	Varchar (100)	NOT NULL
Password	Varchar (50)	NOT NULL
phone	Varchar (100)	NOT NULL
addhar	Varchar (100)	NOT NULL
gender	Varchar (50)	NOT NULL
dob	Varchar (50)	NOT NULL
image	Varchar (50)	NOT NULL

USER LOGIN: To store user Login details .

Field Name	Type	Constraint
id	Int(10)	PRIMARY KEY
Email	Varchar (50)	NOT NULL
password	Varchar (50)	NOT NULL

VOLUNTEER LOGIN: To store user Login details .

Field Name	Type	Constraint
id	Int(10)	PRIMARY KEY
Email	Varchar (50)	NOT NULL
password	Varchar (50)	NOT NULL

ADMIN LOGIN: To store Admin Login details .

Field Name	Type	Constraint
id	Int(10)	PRIMARY KEY
admin_id	Varchar (50)	NOT NULL
password	Varchar (50)	NOT NULL

HOTEL LOGIN : To create Sub Admin ie police login .

Field Name	Type	Constraint
id	Integer(11)	PRIMARY KEY
hotel_id	Varchar (50)	NOT NULL
password	Varchar (50)	NOT NULL

ADD VEHICLE DETAILS: To Add Vehicle details in the database..

Field Name	Type	Constraint
id	Int(10)	PRIMARY KEY
Vehicle_no	VARCHAR (Max)	NOT NULL
F_name	VARCHAR (Max)	NOT NULL
Uid_no	VARCHAR (Max)	NOT NULL
Contact	VARCHAR (Max)	NOT NULL
Email	VARCHAR (Max)	NOT NULL

MODULES DESCRIPTION

MODULES

1. User

- Can register himself
- Can Login
- Can send food pickup request
- Can donate money
- Select Required Mode of Payment
  - Cheque Payment
  - Card Payment
- Made required queries and give feedback.
- Can see his donation details
- Can Update profile ..
- Can change is password.

2. ADMINISTRATOR

- View Registration REPORT.
- View Donation Report.
- View Volunteer Report..
- View queries done by User.
- Add Ahar Spots
- Add Vehicle Details
- Pickup Food
- Deliver Food
- Operation on Complain

Register Customer:

This module allows the new user's to register himself as a Customer's of the site. After registering himself the user as a customer use his **Email id** as **User id** and **Phone number** as **Password.**

Login Customer:

This module allow Customer's to login and then proceed to sell and buy share using the required mode of payment

Logout Customer:

This module allows us to logout from his personnel account.

To Send Pickup Request:

This module allow user to send food pickup request using this module.

Donation:

This Donation module allow user to donate using this module.

Mode of Payment:

This module of Mode of Payment allows user to select the Bank name, location and then let them to choose the required mode of payment like Cheque Payment and Card Payment in two separate modules.

Mode of payment (Cheque-Payment):

This module allows those users to do share trading who does not have credit card, for payment. Those users can simply choose cheque mode of payment and by filling the required data, they can made their required payment too.

Mode of Payment (Card Payment)

This is the second module designed under module of mode of payment. This module provides various card options to complete the transaction, in case we purchase the share.

Admin Login

This is the module which is designed for the administrator use. The admin can login and can view the updates of his site.

View Registration report

This module shows the admin the details of all the registered user of the site .

View Volunteer report

This module shows the admin the details of all the volunteer REPORT of shares by different customer on respective dates.

View Donation report

This module shows the admin the details of all the donation.

View Mode of Payment report

This module designed in different fashion it can show the Bank name and Location of the customer. It include link for:

- Card payment and

View report of Card Payment

This module is designed, so that the admin can view the details of customer's who did card payment.

View report of Cheque Payment

This module is designed, so that the admin can view the details of Customer's who made cheque payment.

View report of Queries made by user's feedback

This module is designed, so that the admin can view the Queries and feedback of customer and response accordingly.

Password Recovery Module

This module is designed for those customers who forgot their password, using this module customer can sent a mail to admin regarding the problem of forgot password, and admin can sent a new password or his old password as soon as possible.

SECURITY AND VALIDATION CHECK

INTRODUCTION:

Security is critical in system development. The analyst has a responsibility to design a workable security system to protect the system from damage, error, and unauthorized access. The level of protection depends on the sensitivity of the data, the reliability of the user, and the complexity of the system. A well-designed system includes control procedures to provide physical protection, maintain data integrity, and restrict system access.Tight system security can be costly, but appropriate security is justified compared to the catastrophe that could result no protective measure. There are three motives behind security.

1. The near-total dependence of organization on computer based information makes it imperative that a system can be protected on the regular basis.

2. Data are a major asset and should be protected. In a data base environment where computer files are centralized, security becomes critical.
3. Demonstrating effective security measure reinforce management supporter for designing and implementing candidate systems.

In discussing system security, we need to explore the major threats to systems, the types of failures and physical protection of the database and appropriate control measures. First we define key terms

Security relies on the following elements:

Authentication:

Authentication addresses the question: who are you? It is the process of uniquely identifying the clients of our applications and services. These might be end users, other services, processes, or computers. In security parlance, authenticated clients are referred to as principals.

Authorization:

Authorization addresses the question: what can you do? It is the process that governs the resources and operations that the authenticated client is permitted to access. Resources include files, databases, tables, rows, and so on, together with system-level resources such as registry keys and configuration data. Operations include performing transactions such as purchasing a product, transferring money from one account to another, or increasing a customer's credit rating.

Auditing:

Effective auditing and logging is the key to non-repudiation. Non-repudiation guarantees that a user cannot deny performing an operation or initiating a transaction..

Confidentiality:

Confidentiality, also referred to as privacy, is the process of making sure that data remains private and confidential, and that it cannot be viewed by unauthorized users or eavesdroppers who monitor the flow of traffic across a network. Encryption is frequently

used to enforce confidentiality. Access control lists (ACLs) are another means of enforcing confidentiality.

Integrity:

Integrity is the guarantee that data is protected from accidental or deliberate (malicious) modification. Like privacy, integrity is a key concern, particularly for data passed across networks. Integrity for data in transit is typically provided by using hashing techniques and message authentication codes.

Availability:

From a security perspective, availability means that systems remain available for legitimate users. The goal for many attackers with denial of service (DoS) attacks is to crash an application or to make sure that the application is sufficiently overwhelmed so that other users cannot access it.

Data privacy and security are issues that go beyond the scope of system development. They are actually a societal concern. An organization that depends heavily on the use of databases requires special control to maintain viable information. These are classified into three general categories:

1. Physical security or protection from fire, flood, and other physical damage.
2. Data base integrity through data validation techniques.
3. Control measures through passwords, encryption, and monitoring users on a regular basis.

DATABASE SECURITY

For the Database Security this project is meant on a Different user and password So without permission no one can access the data of this data base it is very useful in data base security.

SCOPE OF THE PROJECT

I have made this project very well but there is also scope to improve this project. There is no end for scope of anything if we have money and time we can make improve any system at any level. In this system at present SQL SERVER 2005andASP.net is used, when data is to much then higher version of oracle and JAVA may be used to add extra feature to the project.

The main goal of the application is to maintain the records of College, This software is helpful to the colleges to maintain the student and employee management.In welcome interface, it includes just progressing, intimates that the administrator is getting in the management program. In login interface, we provide authorization to the user getting in. The multiple document interfaces, provides base screen for all management program actions present in the management program.

SCREENSHORT



We serve an average of 900 people everyday !!

Excess Food ? Call us 80923 08696

States We Serve

Jharkhand

झारखण्ड सरकार

Bihar

बिहार सरकार

Uttar Pradesh

उत्तर प्रदेश सरकार

About Us

Ahar is a mission to end food waste and hunger to make the "World Hunger Free". We recover surplus food from weddings, parties and functions and donate it to needy and hungry people.

Dedicated Food Recovery Units including Helpline Number, Food Recovery Vehicles, Vessels and Volunteers are involved for effective process execution.

Hours Of Operation

ALL DAYS: 9:00am to 10:00pm

Please submit request through call or registered as user for food donation

Phone: 80923 08696

Email: ahar.in@gmail.com

Follow Us

Privacy Policy | Terms & Conditions | Disclaimer Policy | Refund Policy | FAQ

©2019 ahar

How it Works

Call us on +91 80923 08696 ahar.in@gmail.com

1.Call Us or Send pickup request

Call 80923 08696 for a pickup of excess food serving minimum of 50 people. For less than 50 please drop it at our collection points/local facility centre.

2. Quality Check

Once our staffs/volunteers reach the pickup point, food quality will be checked and transferred into dedicated vessels.

3. Locate Ahar Spot

The food recovery vehicle reaches the Ahar spots such as nearby to the pickup point for food distribution.

4. Deliver Food

The food is then distributed to the needy and hungry in the hunger spot.

Ahar: Meals with Love – Daily Activities

Time	Work	Staff/Volunteer	Location
8.30 A.M	Office Starts Documentation Works Follow up current day's food donation	Call Center Staff Volunteer	Ahar Office
8.30 A.M - 9.30 A.M	Distribute previous day stored Foods to the needy in slums and Homeless	Driver Volunteer	Different parts of the city
9.30 A.M to 11.00 A.M	Wait for Calls and Food Pick up request from donors. Helpline Number and Call Center , at 11.00 A.M , all morning pick up request will be mapped	Call Center Staff	Ahar Office
11.00 A.M to 12.30 P.M	Driver Collects food from all pick up locations	Driver Volunteer	Locations based on pick up request
12.30 P.M to 2.30 P.M	Foods distributed to Orphanages , Slums, Government Hospital Free Food Distribution Counter and Economically backward areas	Driver Food Counter Staff Volunteers	Pre defined list of Distribution Points (Mapped after taking a survey)
2.30 P.M to 3.00 P.M	Break	Break	Break
3.00 P.M to 3.30 P.M	Clean Vessels, Make collection vehicle ready for next drive	Call center Staff Driver Volunteer	Process and Procedures for better food handling
3.30 P.M to 4.30 P.M	Route Map for Driver Created for Afternoon Collection based on the calls received or pickup request to the helpline number	Call Center Staff	Ahar Office
4.30 P.M to 6.00 P.M	Driver Collects all Food pick up requests	Driver Volunteer	Multiple Locations
6.00 P.M to 8.00 P.M	Foods Distribution for Dinner to the needy	Driver Volunteer	Predefined Distribution Points
8.00 P.M to 8.30 P.M	Clean Vessels and Vehicle ready for night food collection drive	Volunteers Driver	Ahar Office - Facility Center
8.30 P.M to 10.00 P.M	Route Map for Driver Created for Night Collection based on the calls received or pickup request to the helpline number	Call Center Staff	Ahar Office
10.00 P.M to 11.00 P.M	Driver Collects foods and stores in the facility Center	Driver	Ahar facility Center

©2019 ahar

Awards

Call us on +91 90877 90877 nofoodwaste.in@gmail.com

Swachh Bharat Award 2018 for "Best Innovative Practices"

Awarded as the "Best Innovative Practices" for the end-to-end cycle to manage and reduce food waste under the Swachh Bharat Mission nd Oct 2018

Outstanding Youth Award 2018 – State Govt. of Jharkhand

Mr.Vinay Kumar, Founder of Ahar was awarded with the "Outstanding Youth Award 2018" on the 71th Independence Day Celebrations on 15th August 2018

©2019 ahar

FAQ

Call us on +91 80923 08696 ahar.in@gmail.com

- What is Ahar : meals with love ?
- How did it begin?
- How are we different from other food recovery organizations?
- Why is food recovery important?
- How do you make money?
- What kind of food do we accept?
- What type of people you serve ?
- What is a Ahar Donor?
- How many people has Ahar fed to date and how many KGS of food have been recovered?
- How much food is being wasted Worldwide?
- What are the food collection timings?
- How you are monitoring food quality and safety?
- Do you have a question that wasn't answered here?

Shoot us an email at ahar.in@gmail.com , Reach us in our helpline 80923 08696

©2019 ahar

AHAR ATM

Call us on +91 80923 08696 ahar.in@gmail.com

AHAR ATM

AHAR ATM is an innovative solution to feed the needy. It is a street walk fridge installed in restaurants in which the restaurant and nearby food shops can keep their excess foods.

How is it used?

The needy people can avail the stored excess food.

How it sustains?

Any willing person can donate to refill the ATM to visit our main office or they can "Share their Birthday/Wedding day or special days" with the needy by donating food/eatables to the ATM .

How much does it cost?

The cost of the fridge varies with its size and configuration. The following are some models which are frequently adopted for the project,

S.No	Fridge capacity	Dimension (inches) (W*D*H)	Estimated Cost (Rs.)
1	110 litres	20*23*34	18000.00
2	320 litres	23*23*67	25000.00
3	400 litres	26*22*78.5	35000.00

About Us

Ahar is a mission to end food waste and hunger to make the "World Hunger Free". We recover surplus food from weddings, parties and functions and donate it to needy and hungry people.

Dedicated Food Recovery Units including Helpline Number, Food Recovery Vehicles, Vessels and Volunteers are involved for effective process execution.

Hours Of Operation

ALL DAYS: 9:00am to 10:00pm

Please submit request through call or registered as user for food donation

Phone: 80923 08696

Email: ahar.in@gmail.com

Follow Us

©2019 ahar

Volunteer

Call us on +91 80923 08696 ahar.in@gmail.com

Join hands with us in filling more empty plates and stomachs!!

Together we can make the "World Hunger-Free" soon.

Ahar is developing innovative strategies and technology to connect individuals and businesses with excess edible food to feed communities in need, instantly. Want to join us in ending hunger and food waste?

We would love to have you! We're actively looking for volunteer drivers, developers, and fundraisers, but if you have other ideas as to how you might help, tell us about your skills and interests, and we will match you up with an opportunity to make a difference.

Your insight and assistance will be tremendously valuable assets to our team as we continue to challenge the structural causes of hunger, malnourishment, and food waste.

We are a young bunch, with the passion, energy, and talent to make hunger a thing of the past. We hope you will join our efforts.

What you can do?

Lend your hands in food collection and distribution to feed the needy.

Join with us in "Food Waste" awareness sessions in schools, colleges and educational institutions.

Take part in our community awareness events and programmes.

Help us in developing more innovative solutions for reducing food waste and hunger.

Support us in raising funds for the expenses.

Stand with us in creating new concepts, technologies and strategies to sensitize the younger generation about importance of food.

Start a Ahar chapter in your locality to eradicate hunger in your area.

Help us in reaching more like minded persons to take this social drive to greater heights.

Register as a Volunteer

©2019 ahar

Gallery

Call us on +91 90877 90877 nofoodwaste.in@gmail.com

Food Distrubation

Orphanages Food Distrubation

Ahar Rath

Volinteer distrubate Food

Food Distrubation

Ahar ATM

Ahar Awarness

Ahar Awarness Marathon

©2019 ahar

Terms and Conditions

Call us on +91 80923 08696 ahar.in@gmail.com

Terms and conditions

Please read these Terms of Use/Terms and Conditions carefully before using www.ahar.in (the 'website or the 'Site'), owned by parent company SPICE FOUNDATION and its affiliated companies or entities (combined called as the 'company'). This agreement sets forth the legally binding terms and conditions for your use of the website. By using the service/services in any manner, including, but not limited to, visiting or browsing the site or contributing content, information, or other materials or services to the site, you agree to be bound by this agreement.

These terms and conditions apply in addition to any other terms and conditions that the Company or its affiliated organizations may ask you to sign at the time of making the contribution. The Company may ask you to sign specific terms and conditions at different point of activities on the website.

Summary of Service

Ahar is a food recovery network, where we collect excess or untouched food from parties and distribute it to the hungry people in the city. We also collect excess food from hotels and some food joints. www.ahar.in is an online platform where donation is requested by no food waste for the running cost, the contributors can donate funds. Through the Site, email, websites, and other media, the Company makes accessible various content, including, but not limited to, videos, photographs, images, artwork, graphics, audio clips, comments, data, text, software, scripts, projects, other material and information, and associated trademarks and copyright-able works (collectively, "Content"). Contributors or funders, and other visitors (collectively, "Users") may have the ability to contribute fund. By funding or contributing fundraising campaign on ahar, you as the funder/contributor accept that offer and the contract between ahar and the funder/contributor.

Acceptance of Terms

The Service is offered subject to acceptance of all of the terms and conditions contained in these Terms of Use, including the Privacy Policy (that can be found on the website) mentioned in this document and all other operating rules, policies, and procedures that may be published on the Site, which are incorporated by reference and may be updated by the Site without notice to you. In addition, some Services offered through the Site may be subject to additional terms and conditions adopted by the Company. Your use of those services is subject to those additional terms and conditions, which are incorporated into these Terms of Use by this reference. The Services of the Site is available only to individuals who need their funds transferred to an Indian bank account. The Company may, in its sole discretion, refuse to offer the Site's services to any person or entity and change its eligibility criteria at any time. This provision is void where prohibited by law and the right to access the Site's services is revoked in those jurisdictions.

Modification of Terms of Use

The Company reserves the right, at its sole discretion, to modify or replace these Terms of Use, or change, suspend, or discontinue the Site and its services (including, but not limited to, the availability of any feature, database, or Content) at any time for any reason. The Company may also impose limits on certain features and services or restrict your access to parts or all of the website without notice or liability. It is your responsibility to check the Terms of Use periodically for changes. Your continued use of the website following the posting of any changes to the Terms of Use constitutes acceptance of those changes.

©2019 ahar

Disclaimer Policy

Call us on +91 80923 08696 ahar.in@gmail.com

Although this web site and related e-mails are made with the utmost care and dedication, and strive to offer accurate information, Ahar does not guarantee this information is correct and complete, and that ahar.in functions uninterruptedly.

ahar.in and related e-mails may contain typographical or technical errors and incorrect, incomplete or offensive information provided by Users of this web site. Ahar will never be liable for any damages (including consequential or incidental damages of any kind) regarding the provided information and the connection with or use of this web site. When the web site is taken temporarily offline, e.g. because of maintenance or security reasons, there will also be no liability for Ahar

ahar.in and related e-mails may contain hyperlinks to web pages of third parties. Ahar is not responsible and will not be liable for the information presented on these pages or for any interactions with any organization or individual found on or through ahar.in. Ahar will never be liable for any failure to perform its obligations if such failure results from any cause beyond reasonable control.

Specific terms used in this Disclaimer are defined in the Terms & Conditions. The Terms & Conditions and the Privacy Policy contain parts which disclaim more specific liability of Ahar. If any part of this disclaimer shall be unlawful or unenforceable, this will not affect any of the remaining provisions.

©2019 ahar

Refund and Cancellation Policy

Call us on +91 80923 08696 ahar.in@gmail.com

Refund Policy

Ahar does not offer refunds.

At the time of donation, Ahar clearly states that all donations are final.

All fees and charges are non-refundable and there are no refunds or credits for partially used periods.

In case of genuine or valid reason for refund, donors can contact Ahar using contact form or email and If Ahar finds the reason as valid, refund will be done within 15 working days

Ahar offers a message system as a tool for a donor to communicate and talk about any problems and resolve issues.

We also offer funders to share about no food waste donation campaign in social media and other networks so donors have other ways to contact no food waste.

Cancellation Policy

Cancellation will be made only if the donation committee finds the reason is genuine

The cancellation request must be made within 2 working days of donation.

For cancellation of donations, the donor should email us at ahar.in@gmail.com. An email confirmation is sent within 2 working days to the requested mail ID saying if the cancellation request can be processed or not.

©2019 ahar

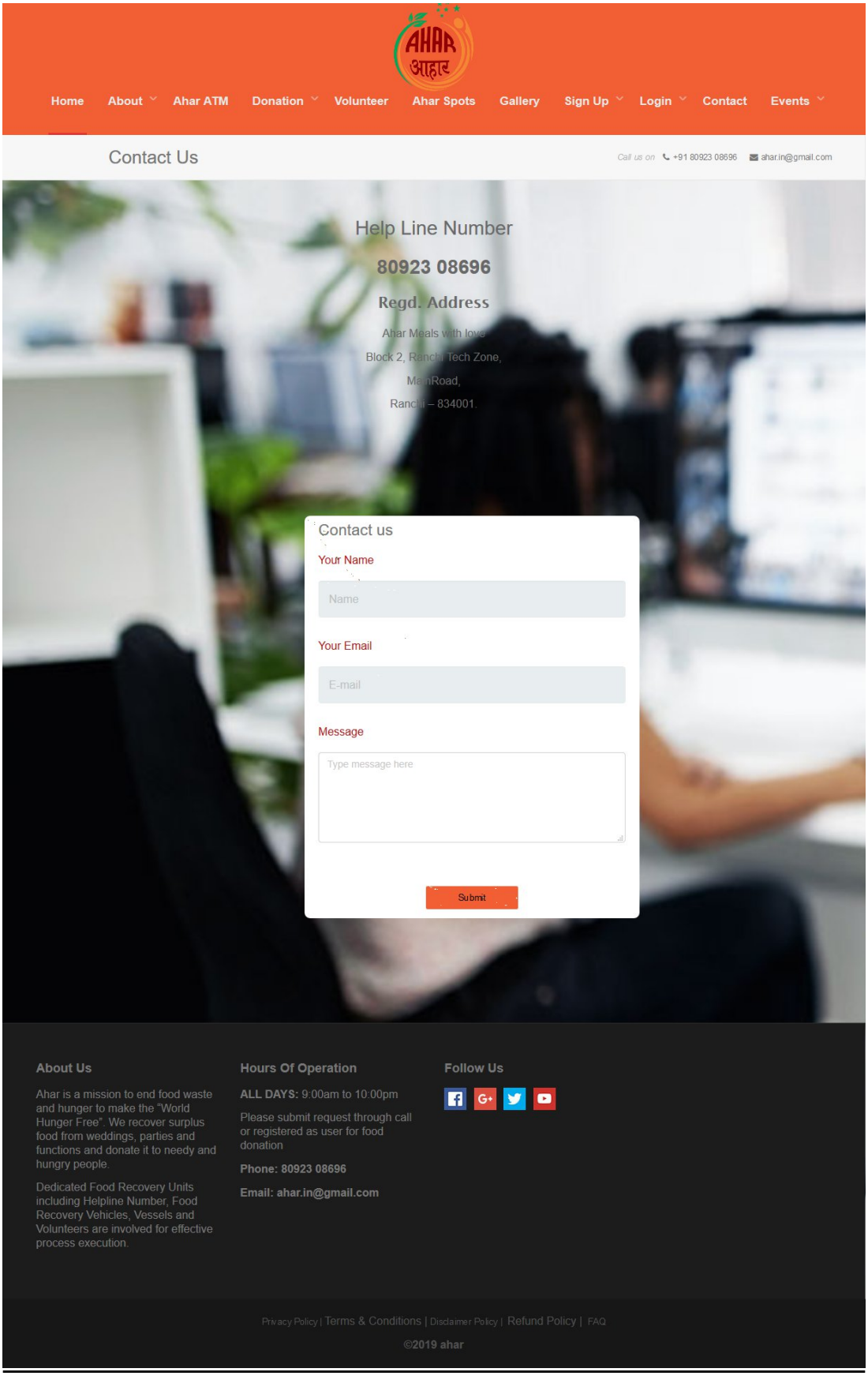
AHAR
आहार
Home
About
Ahar ATM
Donation
Volunteer
Ahar Spots
Gallery
Sign Up
Login
Contact
Events
Contact Us
Call us on +91 80923 08696 ahar.in@gmail.com
Help Line Number
80923 08696
Regd. Address
Ahar Meals with love
Block 2, Ranchi Tech Zone,
Main Road,
Ranchi – 834001.
Contact us
Your Name
Name
Your Email
E-mail
Message
Type message here
Submit
About Us
Ahar is a mission to end food waste and hunger to make the "World Hunger Free". We recover surplus food from weddings, parties and functions and donate it to needy and hungry people.
Dedicated Food Recovery Units including Helpline Number, Food Recovery Vehicles, Vessels and Volunteers are involved for effective process execution.
Hours Of Operation
ALL DAYS: 9:00am to 10:00pm
Please submit request through call or registered as user for food donation
Phone: 80923 08696
Email: ahar.in@gmail.com
Follow Us
Privacy Policy | Terms & Conditions | Disclaimer Policy | Refund Policy | FAQ
©2019 ahar

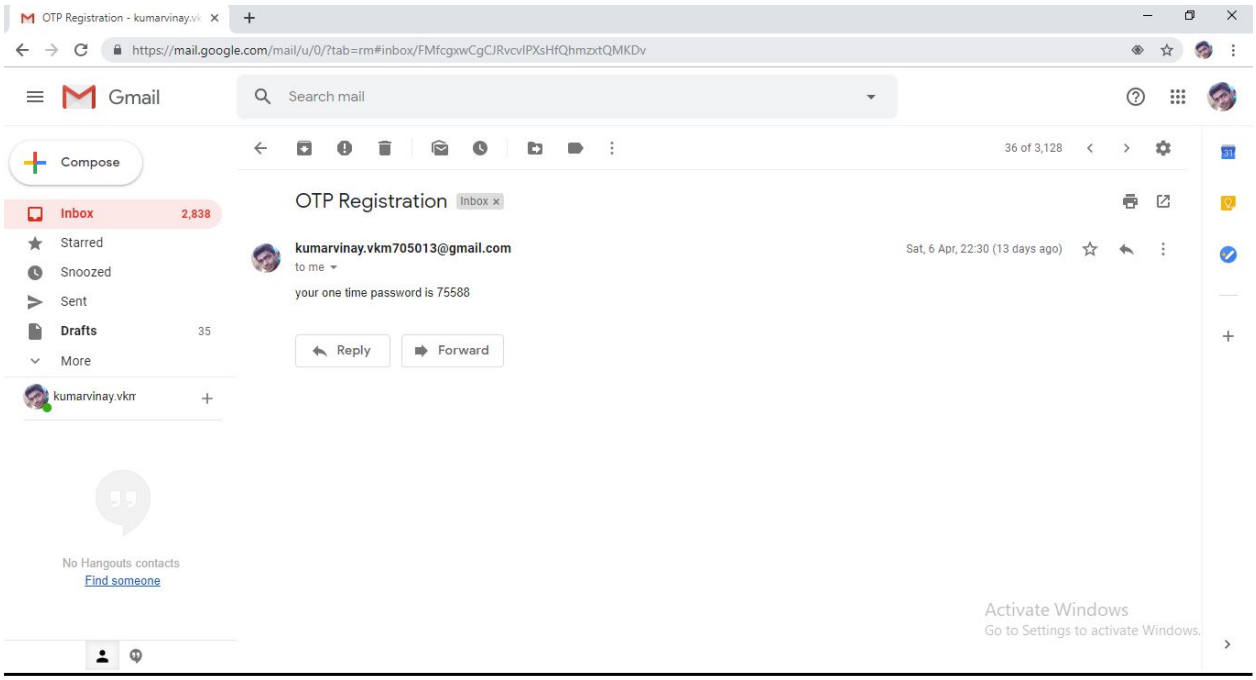
OTP Registration - kumarvinay.vk
https://mail.google.com/mail/u/0/?tab=rm#inbox/FMfcgxwCgCJRvcvlPXsHfQhmzxtQMKDv
Gmail
Search mail
Compose
Inbox 2,838
Starred
Snoozed
Sent
Drafts 35
More
kumarvinay.vkm
No Hangouts contacts
Find someone
36 of 3,128
OTP Registration
Inbox ×
kumarvinay.vkm705013@gmail.com
to me
Sat, 6 Apr, 22:30 (13 days ago)
your one time password is 75588
Reply
Forward
Activate Windows
Go to Settings to activate Windows.

Users' Section

Home | About | Ahar ATM | Donation | Volunteer | Ahar Spots | Gallery | Sign Up | Login | Contact | Events

User Signup

Call us on +91 80923 08696 ahar.in@gmail.com



About Us

Ahar is a mission to end food waste and hunger to make the "World Hunger Free". We recover surplus food from weddings, parties and functions and donate it to needy and hungry people.

Dedicated Food Recovery Units including Helpline Number, Food Recovery Vehicles, Vessels and Volunteers are involved for effective process execution.

Hours Of Operation

ALL DAYS: 9:00am to 10:00pm

Please submit request through call or registered as user for food donation

Phone: 80923 08696

Email: ahar.in@gmail.com

Follow Us

Privacy Policy | Terms & Conditions | Disclaimer Policy | Refund Policy | FAQ

©2019 ahar

Home | About | Ahar ATM | Donation | Volunteer | Ahar Spots | Gallery | Sign Up | Login | Contact | Events

login

Call us on +91 80923 08696 ahar.in@gmail.com

About Us

Ahar is a mission to end food waste and hunger to make the "World Hunger Free". We recover surplus food from weddings, parties and functions and donate it to needy and hungry people.

Dedicated Food Recovery Units including Helpline Number, Food Recovery Vehicles, Vessels and Volunteers are involved for effective process execution.

Hours Of Operation

ALL DAYS: 9:00am to 10:00pm

Please submit request through call or registered as user for food donation

Phone: 80923 08696

Email: ahar.in@gmail.com

Follow Us

Privacy Policy | Terms & Conditions | Disclaimer Policy | Refund Policy | FAQ

©2019 ahar

Home | About | Ahar ATM | Donation | Volunteer | Ahar Spots | Gallery | Sign Up | Login | Contact | Events

Forgot Password

Call us on +91 80923 08696 ahar.in@gmail.com



About Us

Ahar is a mission to end food waste and hunger to make the "World Hunger Free". We recover surplus food from weddings, parties and functions and donate it to needy and hungry people.

Dedicated Food Recovery Units including Helpline Number, Food Recovery Vehicles, Vessels and Volunteers are involved for effective process execution.

Hours Of Operation

ALL DAYS: 9:00am to 10:00pm

Please submit request through call or registered as user for food donation

Phone: 80923 08696

Email: ahar.in@gmail.com

Follow Us

Privacy Policy | Terms & Conditions | Disclaimer Policy | Refund Policy | FAQ

©2019 ahar

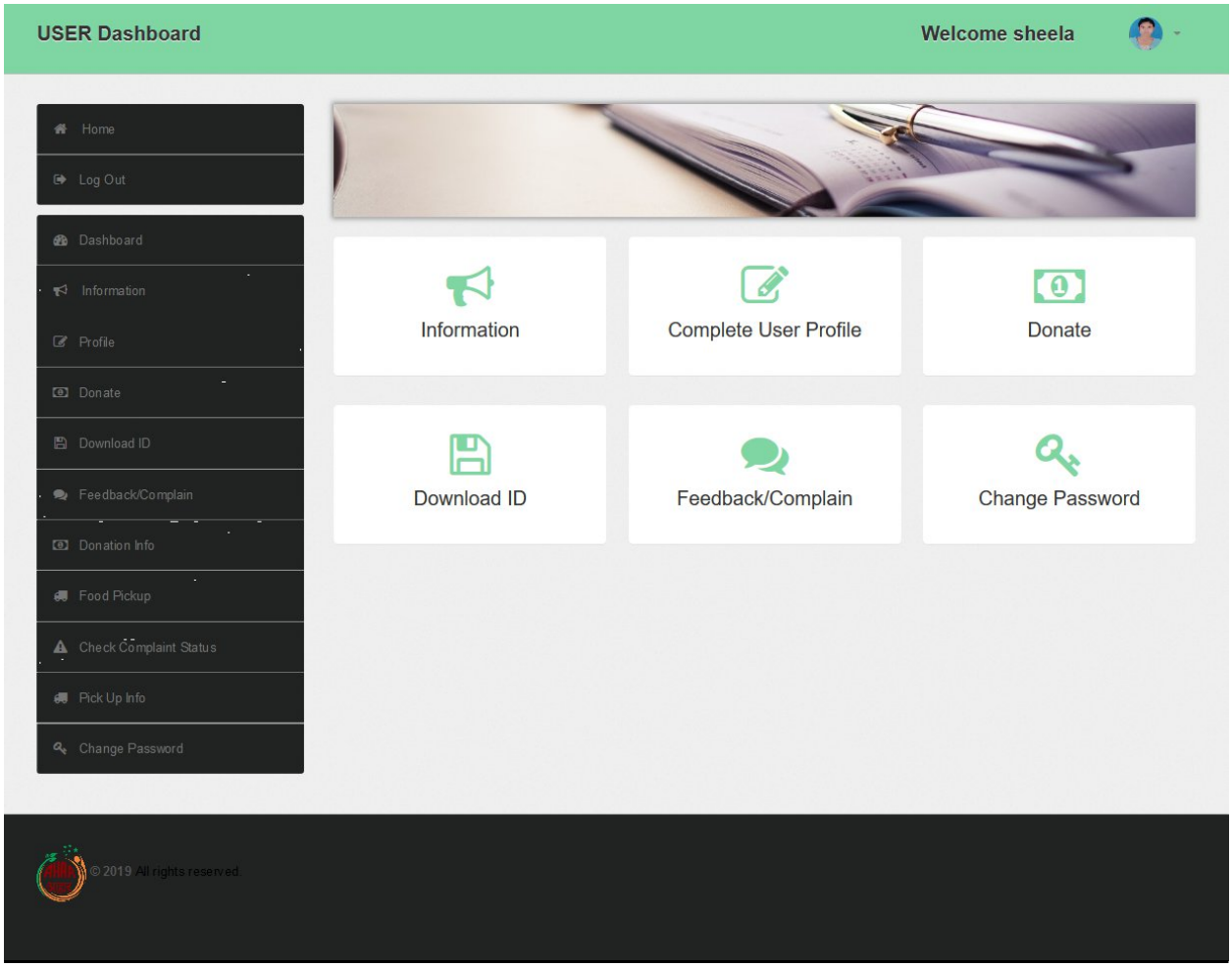
USER Dashboard
Welcome sheela
Home
Log Out
Dashboard
Information
Profile
Donate
Download ID
Feedback/Complain
Donation Info
Food Pickup
Check Complaint Status
Pick Up Info
Change Password
Information
Complete User Profile
Donate
Download ID
Feedback/Complain
Change Password
© 2019 All rights reserved.

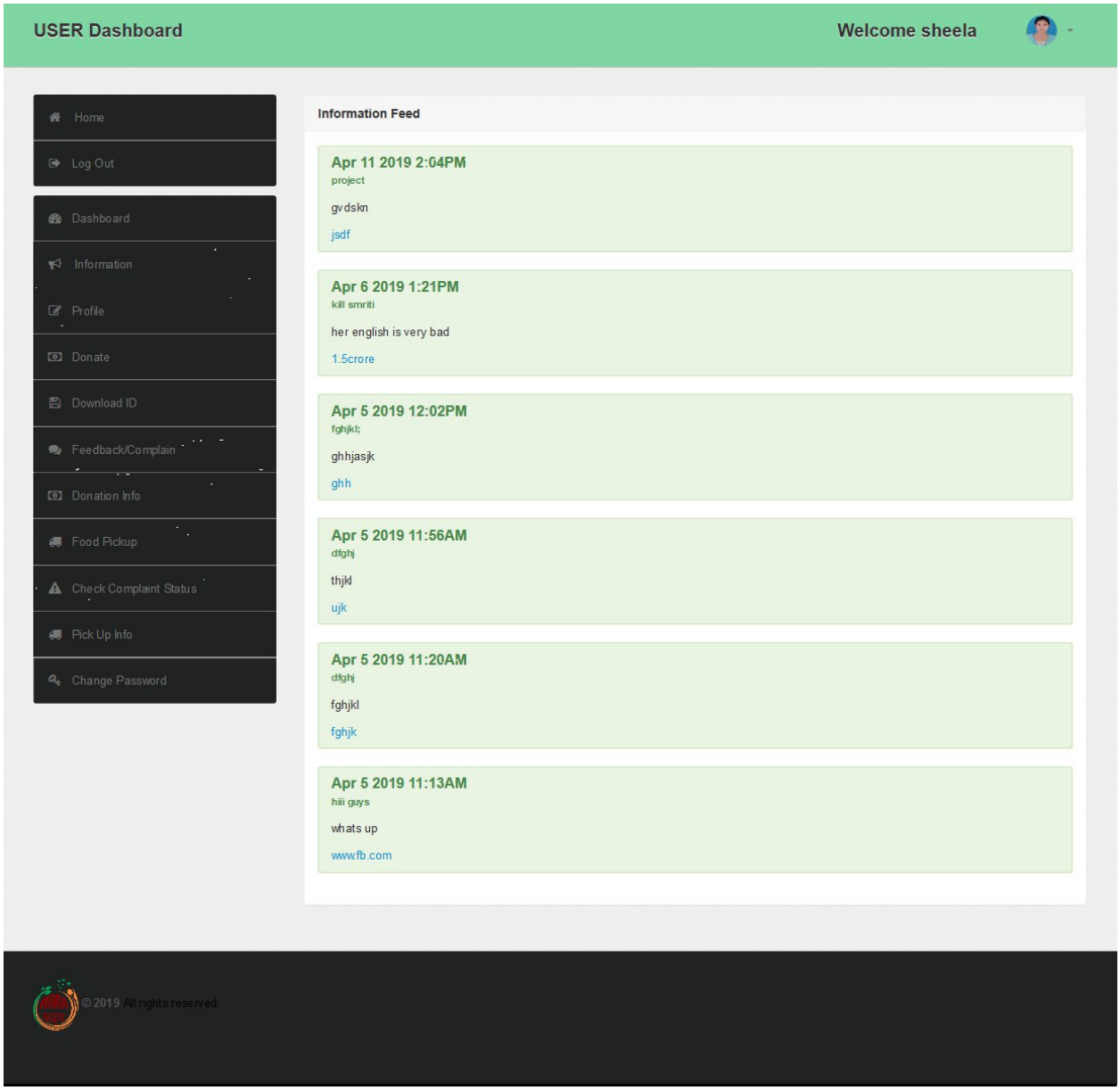
USER Dashboard
Welcome sheela
Home
Log Out
Dashboard
Information
Profile
Donate
Download ID
Feedback/Complain
Donation Info
Food Pickup
Check Complaint Status
Pick Up Info
Change Password
Information Feed
Apr 11 2019 2:04PM
project
gvdskn
jsdf
Apr 6 2019 1:21PM
kil smriti
her english is very bad
1.5crore
Apr 5 2019 12:02PM
fghjkl;
ghhjasjk
ghh
Apr 5 2019 11:56AM
dfghj
thjkl
ujk
Apr 5 2019 11:20AM
dfghj
fghjkl
fghjk
Apr 5 2019 11:13AM
hiii guys
whats up
www.fb.com
© 2019 All rights reserved.

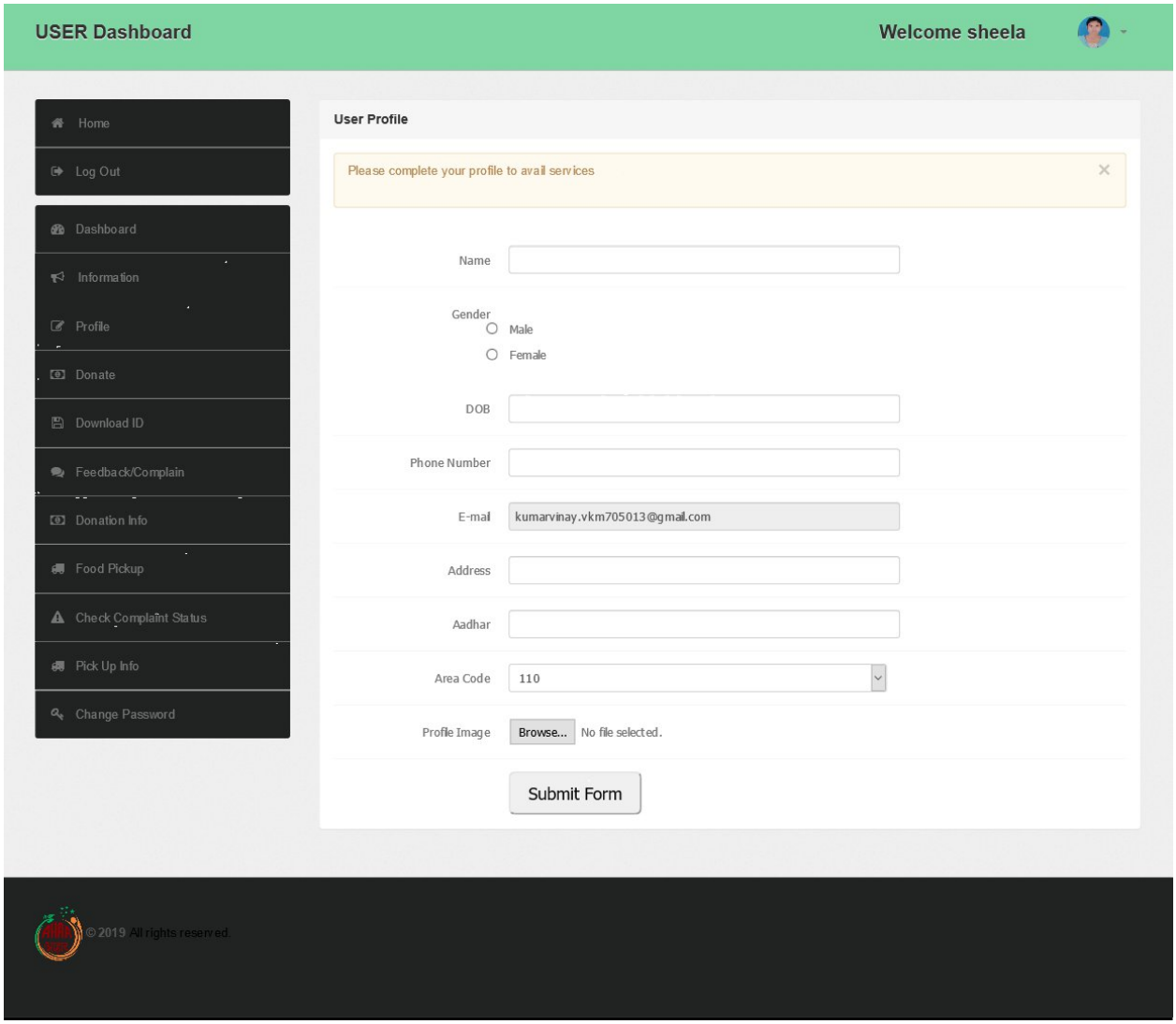
USER Dashboard
Welcome sheela
Home
Log Out
Dashboard
Information
Profile
Donate
Download ID
Feedback/Complain
Donation Info
Food Pickup
Check Complaint Status
Pick Up Info
Change Password
User Profile
Please complete your profile to avail services
Name
Gender
Male
Female
DOB
Phone Number
E-mail
kumarvinay.vkm705013@gmail.com
Address
Aadhar
Area Code
110
Profile Image
Browse...
No file selected.
Submit Form
© 2019 All rights reserved.

USER Dashboard Welcome sheela

- Home
- Log Out
- Dashboard
- Information
- Profile
- Donate
- Download ID
- Feedback/Complain
- Donation Info
- Food Pickup
- Check Complaint Status
- Pick Up Info
- Change Password

Review Profile

Please confirm details!

User Name	Meena
Gender	Female
DOB	29/04/2019
Email	kumarvinay.vkm705013@gmail.com
Phone Number	7050132917
Aadhar Number	4567890-345678
Address	tatisilwai
Area Code	110

Confirm Cancel

© 2019 All rights reserved.

USER Dashboard Welcome sheela

- Home
- Log Out
- Dashboard
- Information
- Profile
- Donate
- Download ID
- Feedback/Complain
- Donation Info
- Food Pickup
- Check Complaint Status
- Pick Up Info
- Change Password

Print Profile

User Name	sheela
Gender	Female
DOB	25/12/1998
Email	kumarvinay.vkm705013@gmail.com
Phone Number	9237890
Aadhar Number	67832423
Address	tatisilwai
Area Code	110

Print

© 2019 All rights reserved

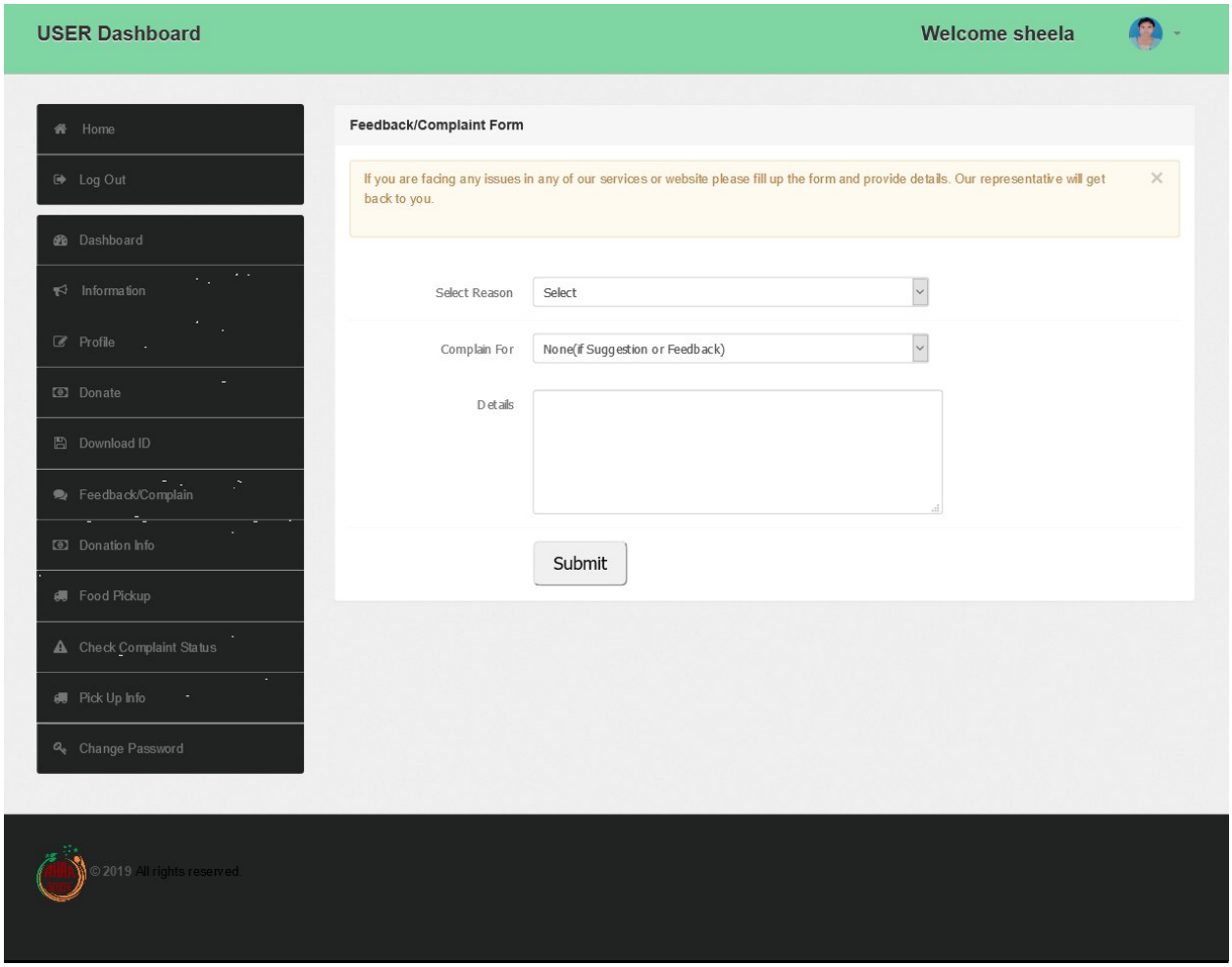
USER Dashboard
Welcome sheela
Home
Log Out
Dashboard
Information
Profile
Donate
Download ID
Feedback/Complain
Donation Info
Food Pickup
Check Complaint Status
Pick Up Info
Change Password
Feedback/Complaint Form
If you are facing any issues in any of our services or website please fill up the form and provide details. Our representative will get back to you.
Select Reason
Select
Complain For
None(if Suggestion or Feedback)
Details
Submit
© 2019 All rights reserved.

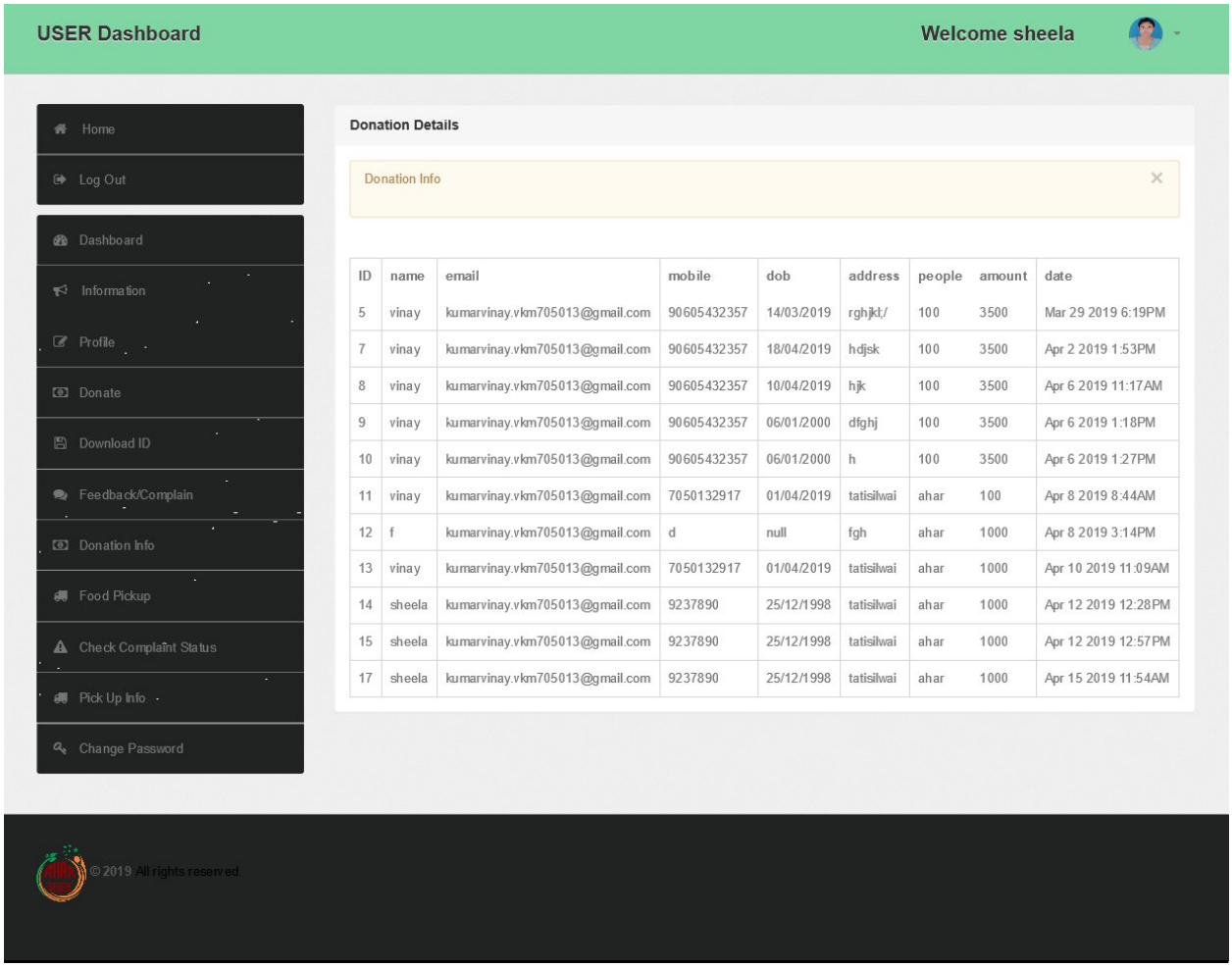
USER Dashboard
Welcome sheela
Home
Log Out
Dashboard
Information
Profile
Donate
Download ID
Feedback/Complain
Donation Info
Food Pickup
Check Complaint Status
Pick Up Info
Change Password
Donation Details
Donation Info
ID name email mobile dob address people amount date
5 vinay kumarvinay.vkm705013@gmail.com 90605432357 14/03/2019 rghjkt,/ 100 3500 Mar 29 2019 6:19PM
7 vinay kumarvinay.vkm705013@gmail.com 90605432357 18/04/2019 hdjsk 100 3500 Apr 2 2019 1:53PM
8 vinay kumarvinay.vkm705013@gmail.com 90605432357 10/04/2019 hjk 100 3500 Apr 6 2019 11:17AM
9 vinay kumarvinay.vkm705013@gmail.com 90605432357 06/01/2000 dfghj 100 3500 Apr 6 2019 1:18PM
10 vinay kumarvinay.vkm705013@gmail.com 90605432357 06/01/2000 h 100 3500 Apr 6 2019 1:27PM
11 vinay kumarvinay.vkm705013@gmail.com 7050132917 01/04/2019 tatisilwai ahar 100 Apr 8 2019 8:44AM
12 f kumarvinay.vkm705013@gmail.com d null fgh ahar 1000 Apr 8 2019 3:14PM
13 vinay kumarvinay.vkm705013@gmail.com 7050132917 01/04/2019 tatisilwai ahar 1000 Apr 10 2019 11:09AM
14 sheela kumarvinay.vkm705013@gmail.com 9237890 25/12/1998 tatisilwai ahar 1000 Apr 12 2019 12:28PM
15 sheela kumarvinay.vkm705013@gmail.com 9237890 25/12/1998 tatisilwai ahar 1000 Apr 12 2019 12:57PM
17 sheela kumarvinay.vkm705013@gmail.com 9237890 25/12/1998 tatisilwai ahar 1000 Apr 15 2019 11:54AM
© 2019 All rights reserved.

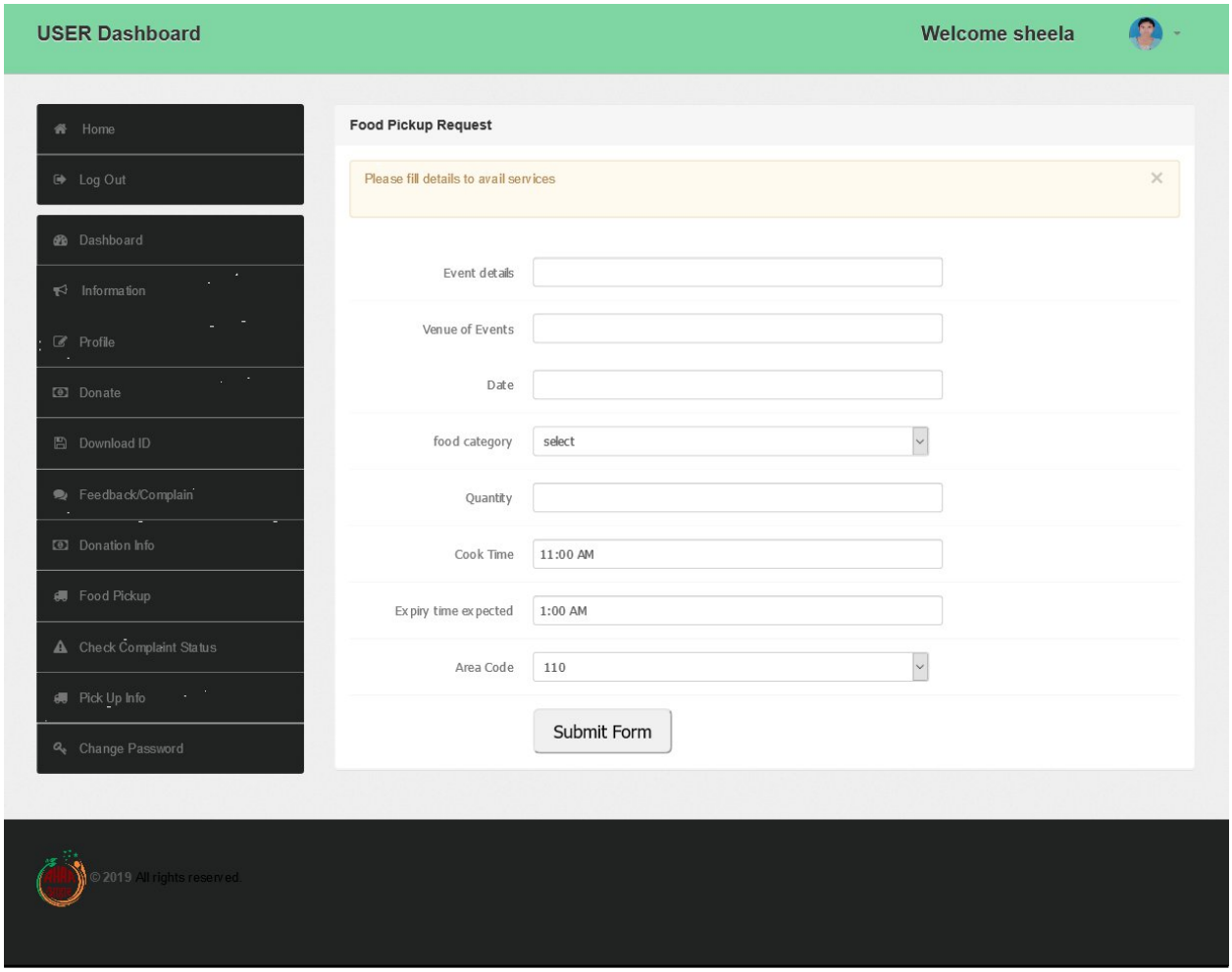
USER Dashboard
Welcome sheela
Home
Log Out
Dashboard
Information
Profile
Donate
Download ID
Feedback/Complain
Donation Info
Food Pickup
Check Complaint Status
Pick Up Info
Change Password
Food Pickup Request
Please fill details to avail services
Event details
Venue of Events
Date
food category
select
Quantity
Cook Time
11:00 AM
Expiry time expected
1:00 AM
Area Code
110
Submit Form
© 2019 All rights reserved.

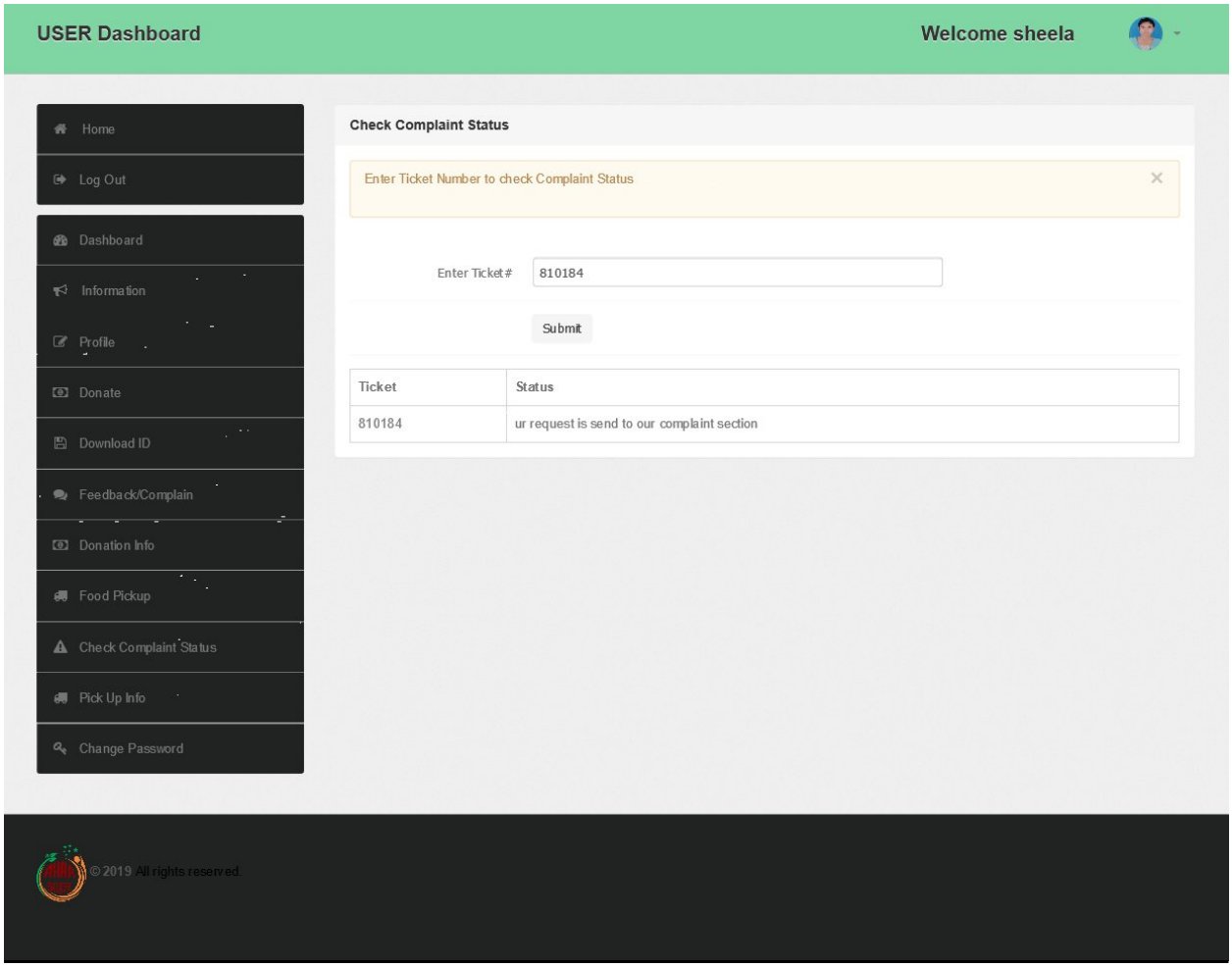
USER Dashboard
Welcome sheela
Home
Log Out
Dashboard
Information
Profile
Donate
Download ID
Feedback/Complain
Donation Info
Food Pickup
Check Complaint Status
Pick Up Info
Change Password
Check Complaint Status
Enter Ticket Number to check Complaint Status
Enter Ticket#
810184
Submit
Ticket
Status
810184
ur request is send to our complaint section
© 2019 All rights reserved.

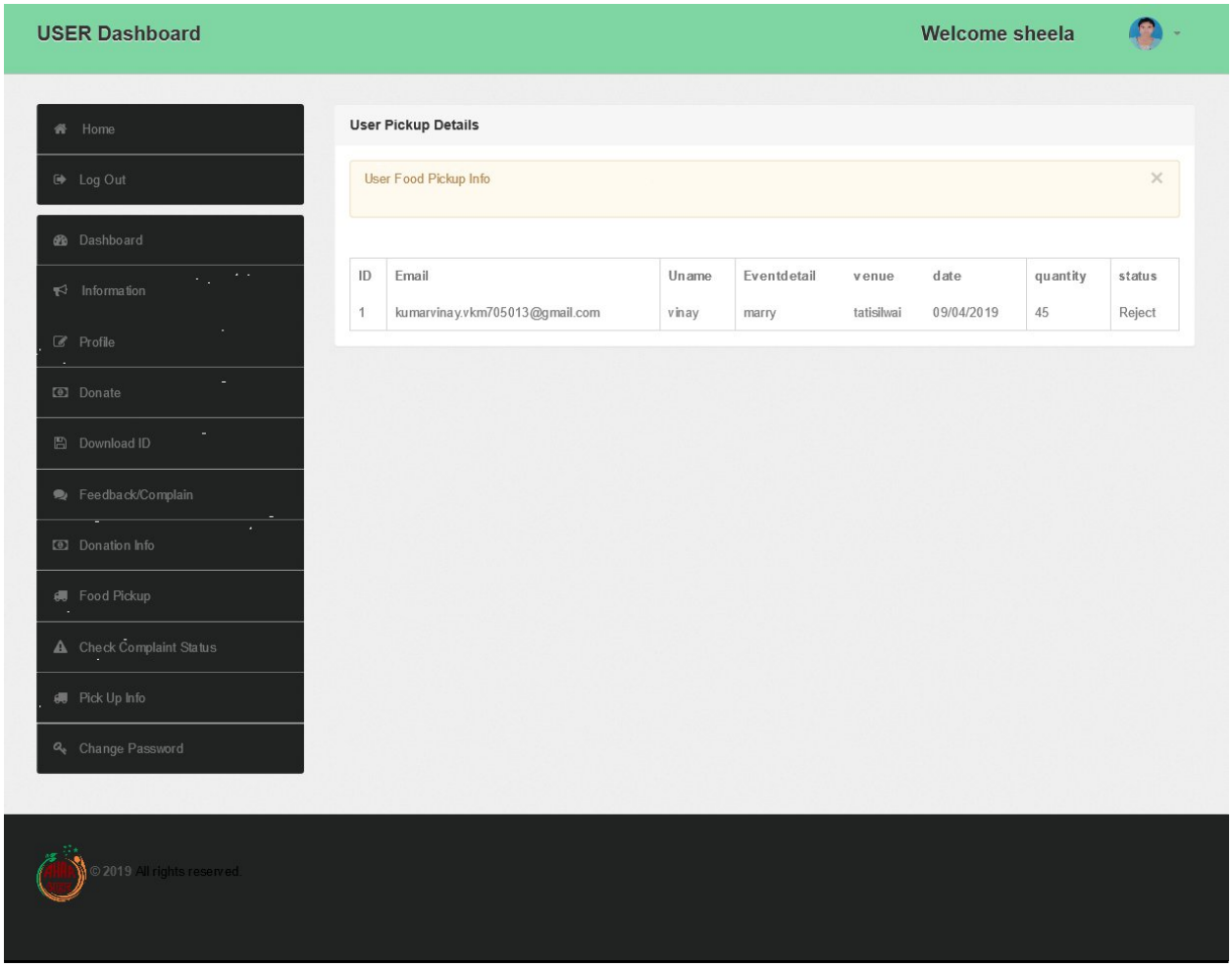
USER Dashboard
Welcome sheela
Home
Log Out
Dashboard
Information
Profile
Donate
Download ID
Feedback/Complain
Donation Info
Food Pickup
Check Complaint Status
Pick Up Info
Change Password
User Pickup Details
User Food Pickup Info
ID
Email
Uname
Eventdetail
venue
date
quantity
status
1
kumarvinay.vkm705013@gmail.com
vinay
marry
tatisilwai
09/04/2019
45
Reject
© 2019 All rights reserved.

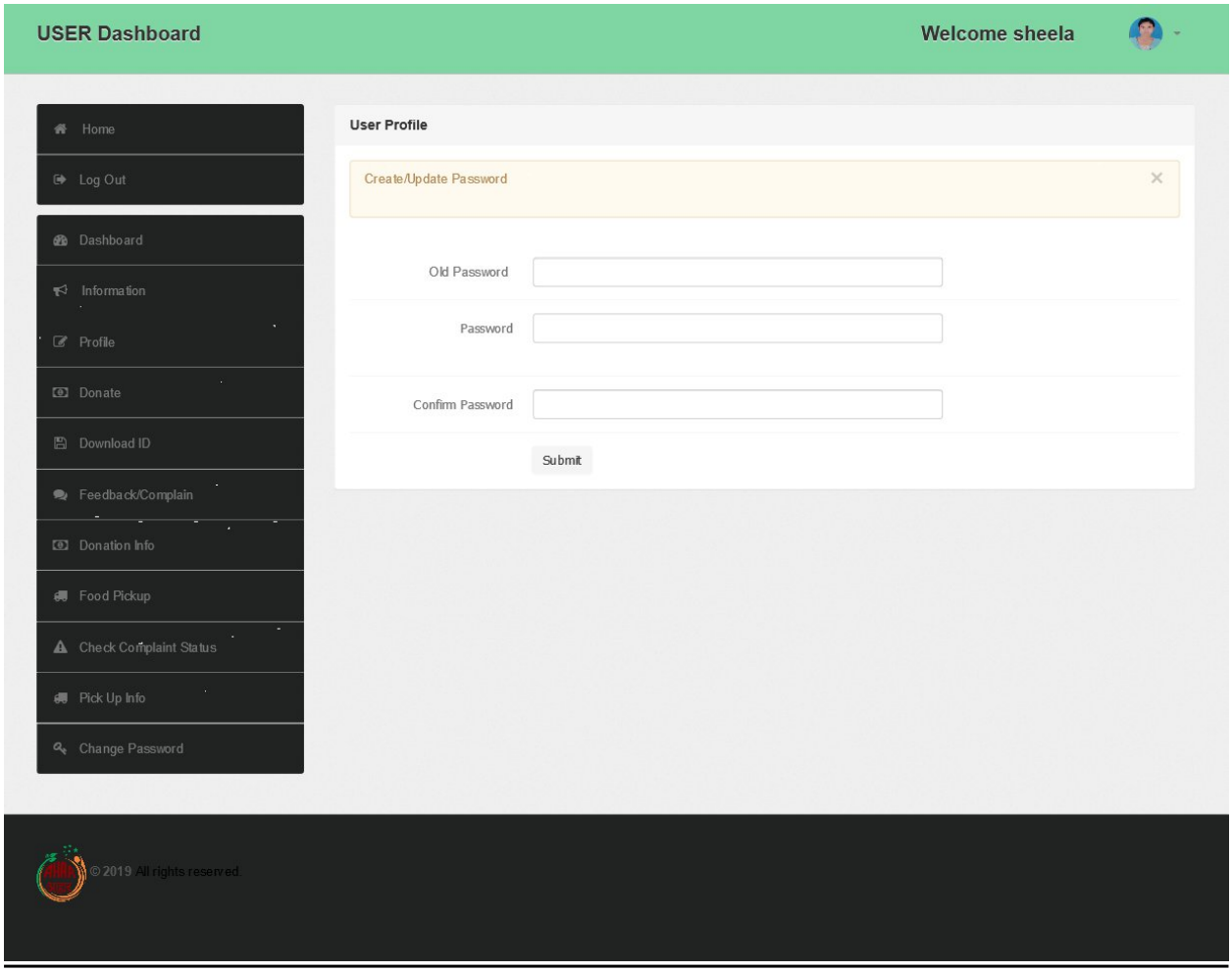
USER Dashboard
Welcome sheela
Home
Log Out
Dashboard
Information
Profile
Donate
Download ID
Feedback/Complain
Donation Info
Food Pickup
Check Complaint Status
Pick Up Info
Change Password
User Profile
Create/Update Password
Old Password
Password
Confirm Password
Submit
© 2019 All rights reserved.

Volunteer’s Section

Home | About | Ahar ATM | Donation | Volunteer | Ahar Spots | Gallery | Sign Up | Login | Contact | Events

Volunteer Signup

Call us on +91 80923 08696 ahar.in@gmail.com

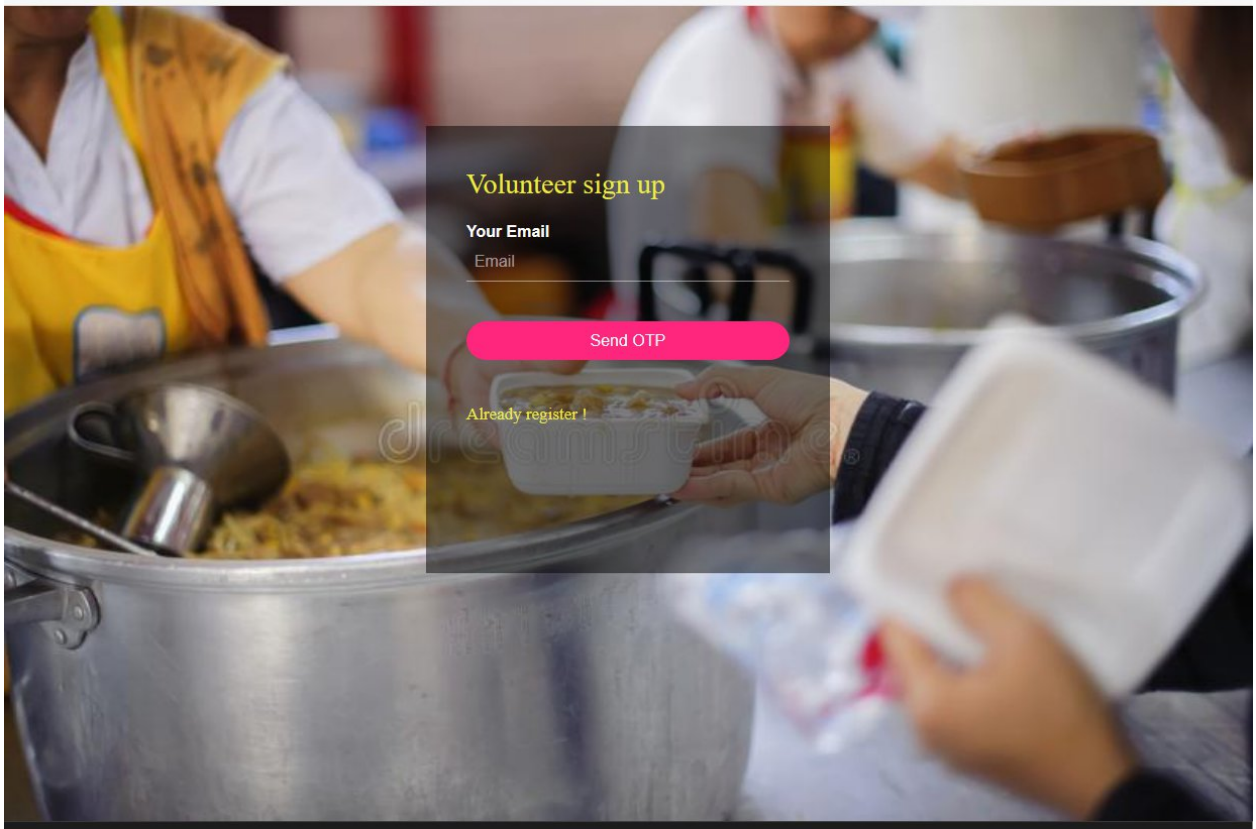

About Us

Ahar is a mission to end food waste and hunger to make the "World Hunger Free". We recover surplus food from weddings, parties and functions and donate it to needy and hungry people.

Dedicated Food Recovery Units including Helpline Number, Food Recovery Vehicles, Vessels and Volunteers are involved for effective process execution.

Hours Of Operation

ALL DAYS: 9:00am to 10:00pm

Please submit request through call or registered as user for food donation

Phone: 80923 08696

Email: ahar.in@gmail.com

Follow Us

Privacy Policy | Terms & Conditions | Disclaimer Policy | Refund Policy | FAQ

©2019 ahar

Home | About | Ahar ATM | Donation | Volunteer | Ahar Spots | Gallery | Sign Up | Login | Contact | Events

Volunteer login

Call us on +91 80923 08696 ahar.in@gmail.com

About Us

Ahar is a mission to end food waste and hunger to make the "World Hunger Free". We recover surplus food from weddings, parties and functions and donate it to needy and hungry people.

Dedicated Food Recovery Units including Helpline Number, Food Recovery Vehicles, Vessels and Volunteers are involved for effective process execution.

Hours Of Operation

ALL DAYS: 9:00am to 10:00pm

Please submit request through call or registered as user for food donation

Phone: 80923 08696

Email: ahar.in@gmail.com

Follow Us

Privacy Policy | Terms & Conditions | Disclaimer Policy | Refund Policy | FAQ

©2019 ahar

Volunteer Dashboard

Welcome vinay

- Home
- Log Out
- Dashboard
- Information
- Profile
- Your Availabity
- Download ID
- Change Password

Information

Complete User Profile

Your Availabity

© 2019 All rights reserved.

Volunteer Dashboard

Welcome vinay

- Home
- Log Out
- Dashboard
- Information
- Profile
- Your Availabity
- Download ID
- Change Password

Volinteer Profile

Please complete your profile to avail services

Name

Gender

Male

Female

DOB

Phone Number

E-mail kumarvinay.vkm705013@gmail.com

Address

Aadhar

Area Code 110

availablity day Full Week

Profile Image Browse... No file selected.

Submit Form

© 2019 All rights reserved.

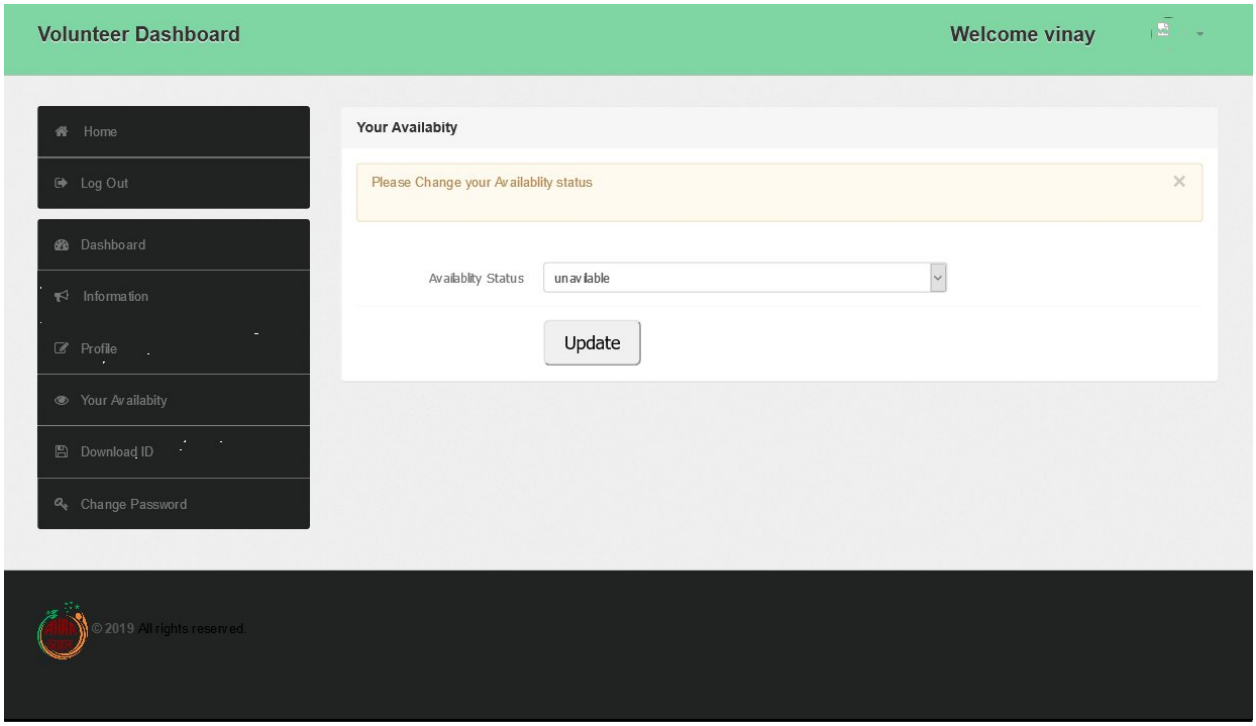
Volunteer Dashboard
Welcome vinay
Home
Log Out
Dashboard
Information
Profile
Your Availabity
Download ID
Change Password
Your Availabity
Please Change your Availablity status
Availablity Status
unavilable
Update
© 2019 All rights reserved.

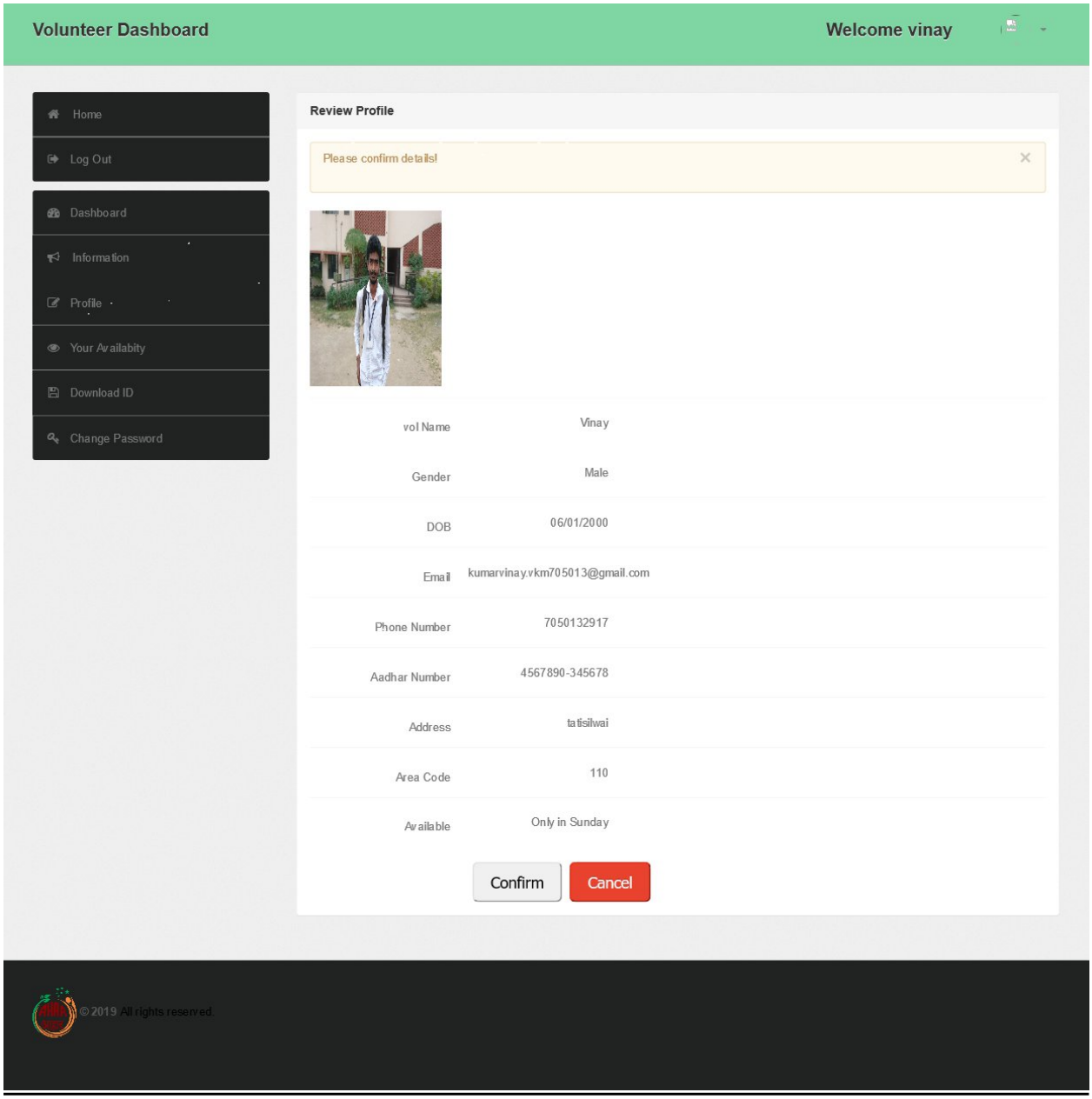

Hotel's Section

Home | About | Ahar ATM | Donation | Volunteer | Ahar Spots | Gallery | Sign Up | Login | Contact | Events

hotel login

Call us on +91 80923 08696 ahar.in@gmail.com

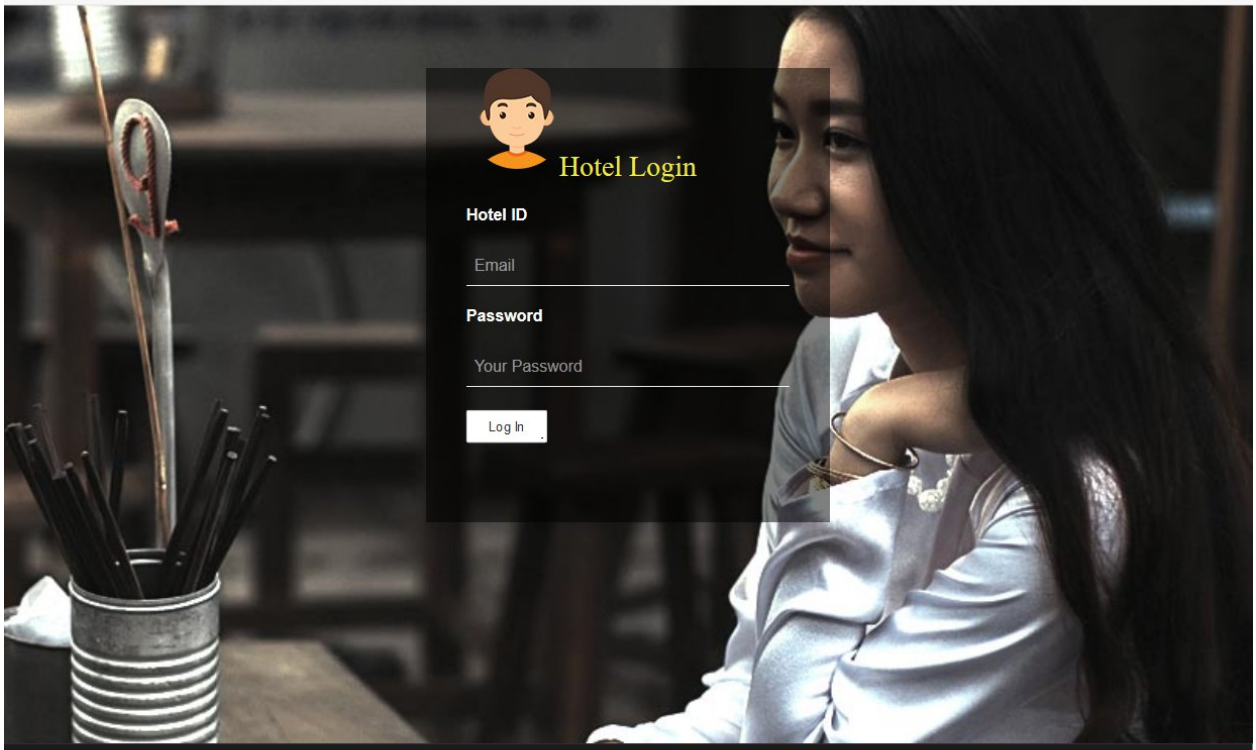

About Us

Ahar is a mission to end food waste and hunger to make the "World Hunger Free". We recover surplus food from weddings, parties and functions and donate it to needy and hungry people.

Dedicated Food Recovery Units including Helpline Number, Food Recovery Vehicles, Vessels and Volunteers are involved for effective process execution.

Hours Of Operation

ALL DAYS: 9:00am to 10:00pm

Please submit request through call or registered as user for food donation

Phone: 80923 08696

Email: ahar.in@gmail.com

Follow Us

Privacy Policy | Terms & Conditions | Disclaimer Policy | Refund Policy | FAQ

©2019 ahar

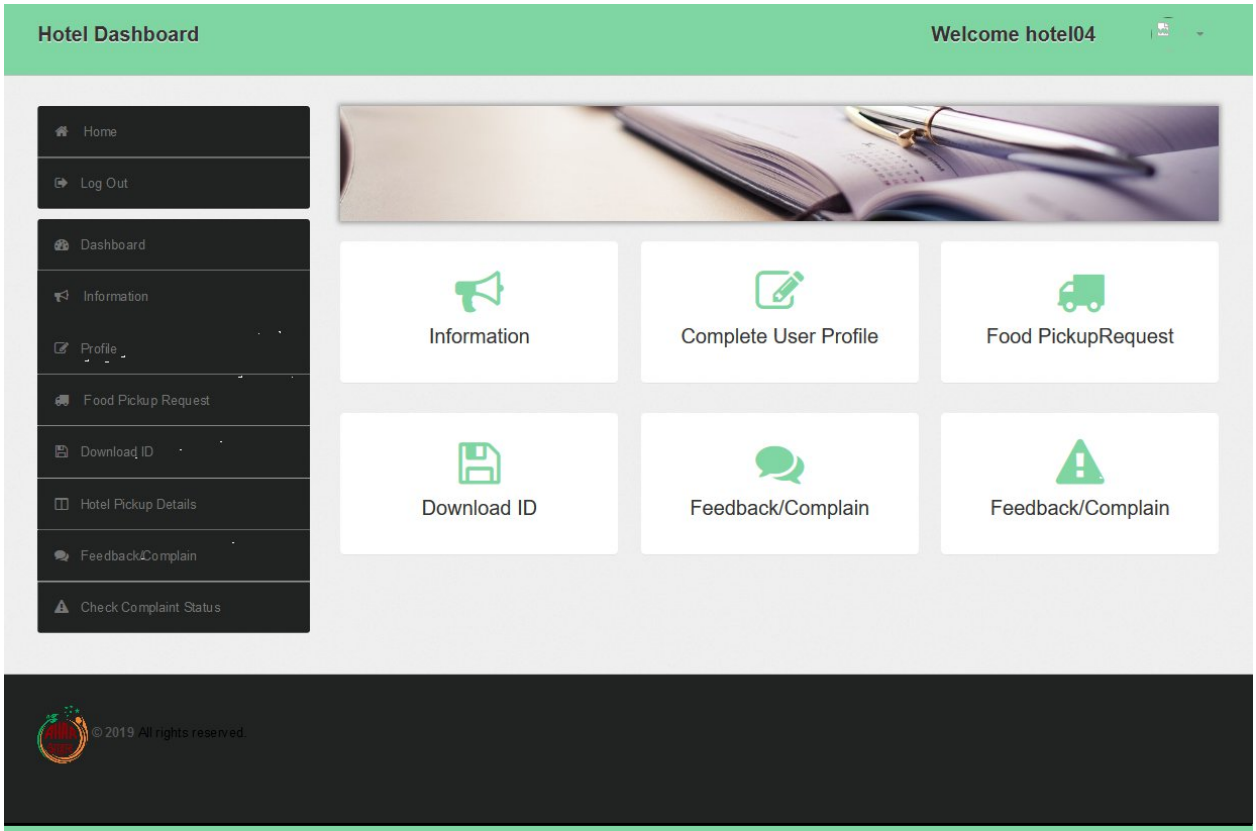
Hotel Dashboard
Welcome hotel04
Home
Log Out
Dashboard
Information
Profile
Food Pickup Request
Download ID
Hotel Pickup Details
Feedback/Complain
Check Complaint Status
Information
Complete User Profile
Food PickupRequest
Download ID
Feedback/Complain
Feedback/Complain
© 2019 All rights reserved.

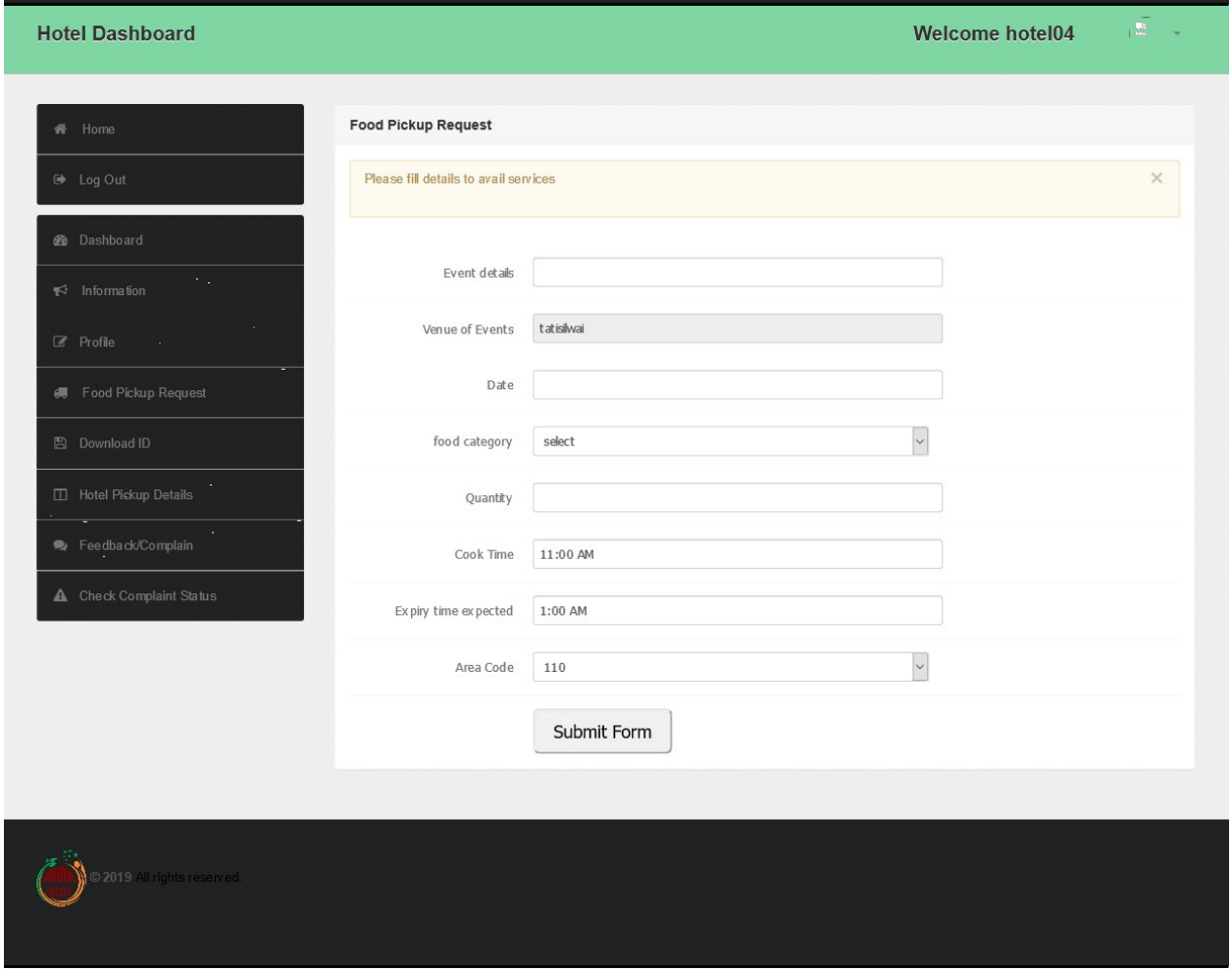
Hotel Dashboard
Welcome hotel04
Home
Log Out
Dashboard
Information
Profile
Food Pickup Request
Download ID
Hotel Pickup Details
Feedback/Complain
Check Complaint Status
Food Pickup Request
Please fill details to avail services
Event details
Venue of Events
tatisilwai
Date
food category
select
Quantity
Cook Time
11:00 AM
Expiry time expected
1:00 AM
Area Code
110
Submit Form
© 2019 All rights reserved.

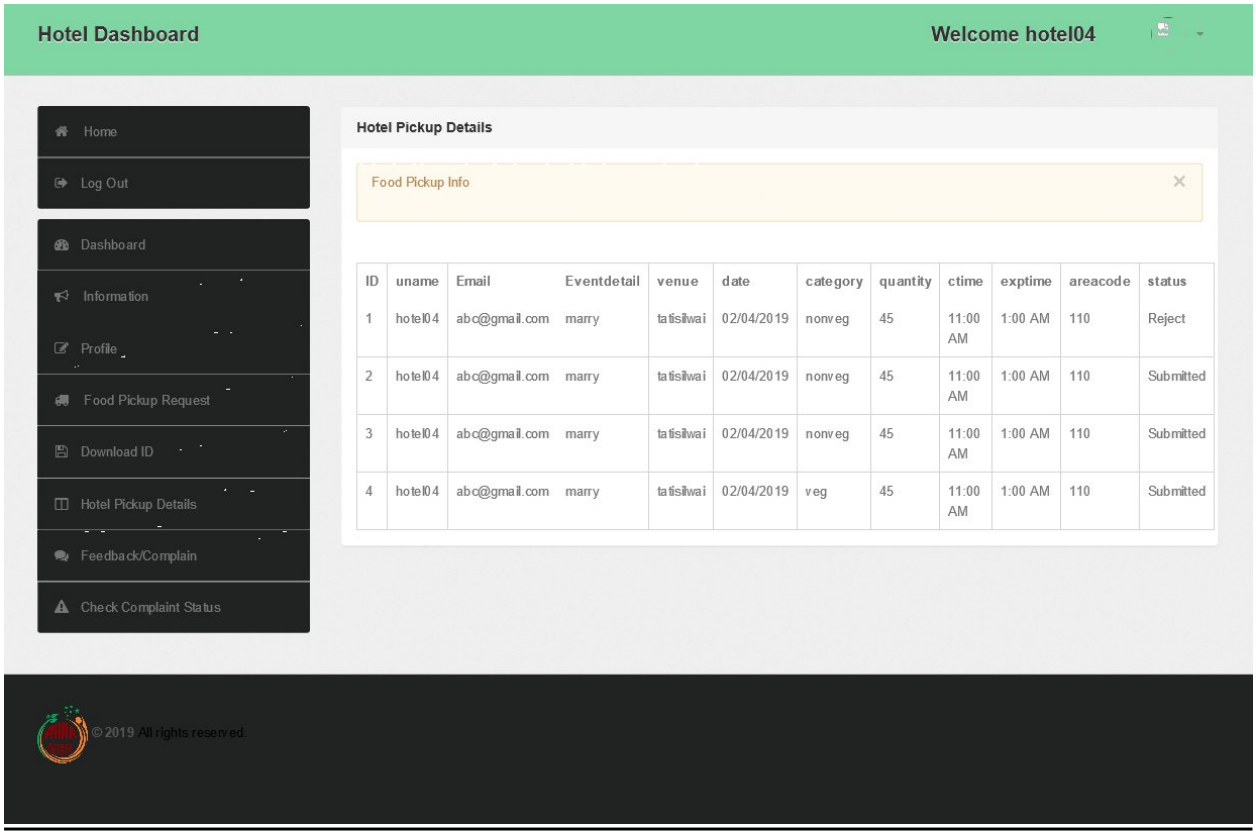
Hotel Dashboard
Welcome hotel04
Home
Log Out
Dashboard
Information
Profile
Food Pickup Request
Download ID
Hotel Pickup Details
Feedback/Complain
Check Complaint Status
Hotel Pickup Details
Food Pickup Info
ID uname Email Eventdetail venue date category quantity ctime exptime areacode status
1 hotel04 abc@gmail.com marry tatisilwai 02/04/2019 nonveg 45 11:00 AM 1:00 AM 110 Reject
2 hotel04 abc@gmail.com marry tatisilwai 02/04/2019 nonveg 45 11:00 AM 1:00 AM 110 Submitted
3 hotel04 abc@gmail.com marry tatisilwai 02/04/2019 nonveg 45 11:00 AM 1:00 AM 110 Submitted
4 hotel04 abc@gmail.com marry tatisilwai 02/04/2019 veg 45 11:00 AM 1:00 AM 110 Submitted
© 2019 All rights reserved.

Admin’s Section

Home | About | Ahar ATM | Donation | Volunteer | Ahar Spots | Gallery | Sign Up | Login | Contact | Events

Admin login

Call us on +91 80923 08696 ahar.in@gmail.com

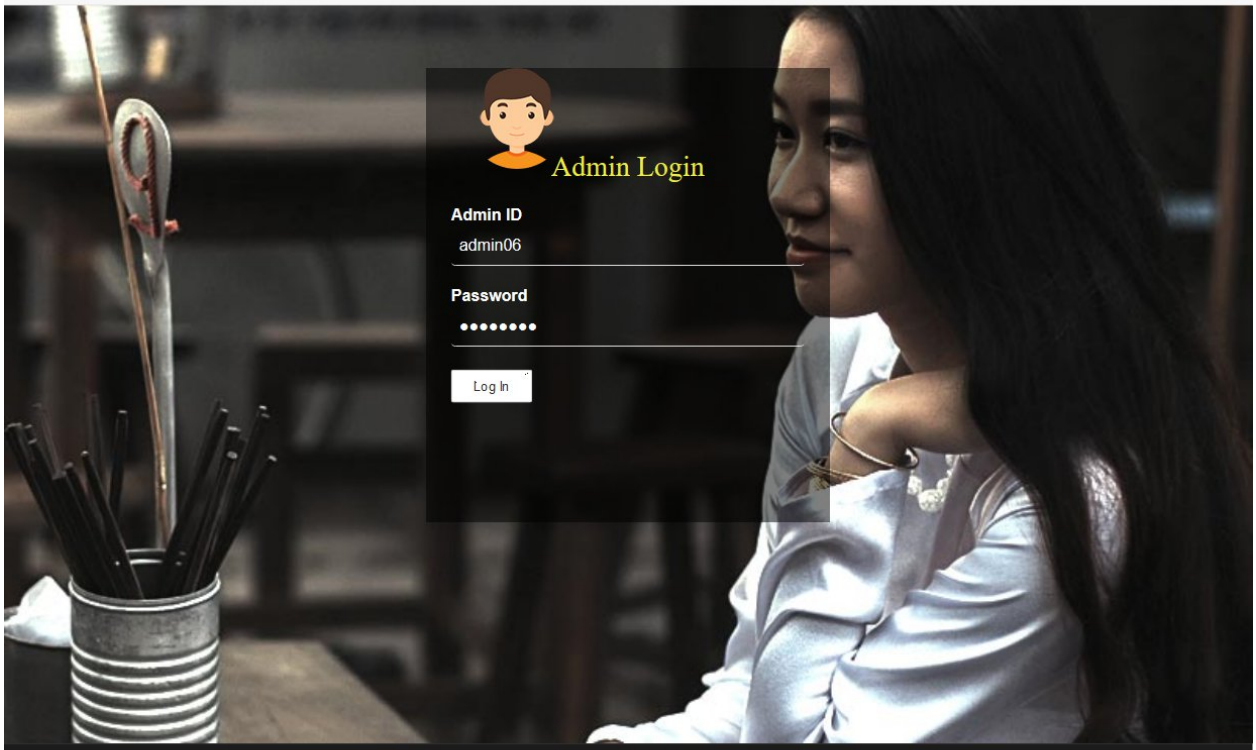

About Us

Ahar is a mission to end food waste and hunger to make the "World Hunger Free". We recover surplus food from weddings, parties and functions and donate it to needy and hungry people.

Dedicated Food Recovery Units including Helpline Number, Food Recovery Vehicles, Vessels and Volunteers are involved for effective process execution.

Hours Of Operation

ALL DAYS: 9:00am to 10:00pm

Please submit request through call or registered as user for food donation

Phone: 80923 08696

Email: ahar.in@gmail.com

Follow Us

Privacy Policy | Terms & Conditions | Disclaimer Policy | Refund Policy | FAQ

©2019 ahar

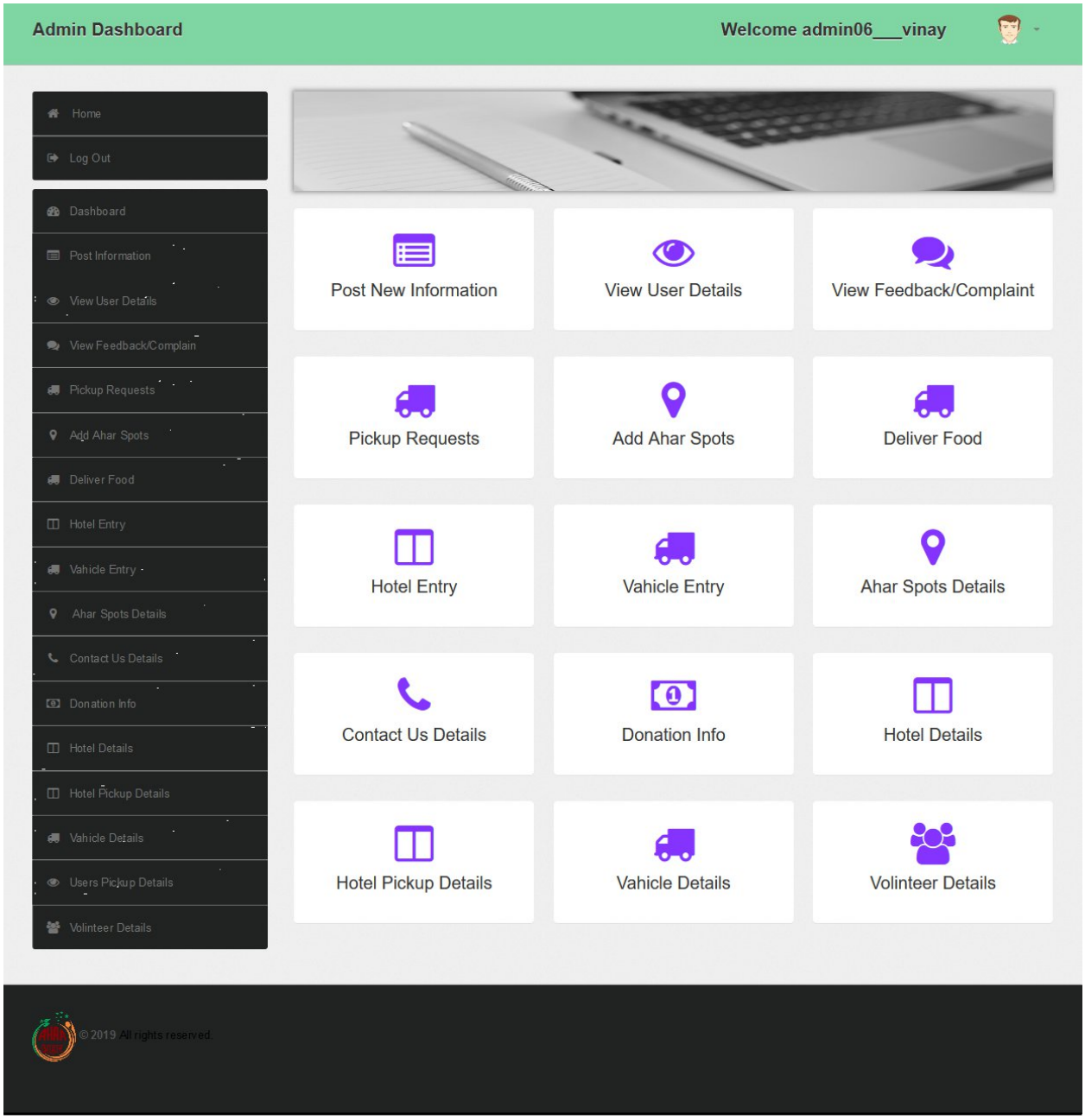
Admin Dashboard
Welcome admin06___vinay
Home
Log Out
Dashboard
Post Information
View User Details
View Feedback/Complain
Pickup Requests
Add Ahar Spots
Deliver Food
Hotel Entry
Vahicle Entry
Ahar Spots Details
Contact Us Details
Donation Info
Hotel Details
Hotel Pickup Details
Vahicle Details
Users Pickup Details
Volinteer Details
Post New Information
View User Details
View Feedback/Complaint
Pickup Requests
Add Ahar Spots
Deliver Food
Hotel Entry
Vahicle Entry
Ahar Spots Details
Contact Us Details
Donation Info
Hotel Details
Hotel Pickup Details
Vahicle Details
Volinteer Details
© 2019 All rights reserved.

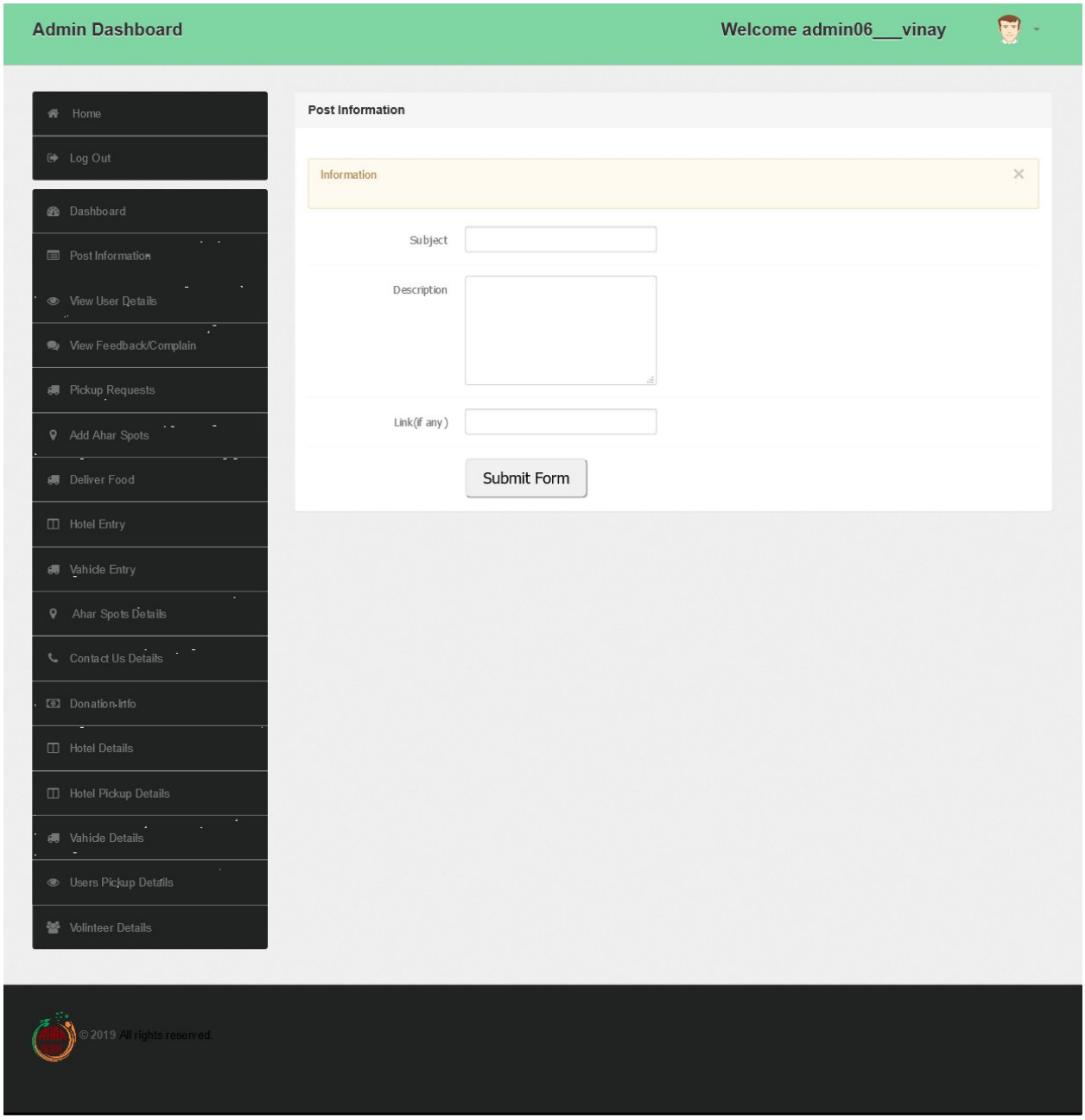
Admin Dashboard
Welcome admin06___vinay
Home
Log Out
Dashboard
Post Information
View User Details
View Feedback/Complain
Pickup Requests
Add Ahar Spots
Deliver Food
Hotel Entry
Vahicle Entry
Ahar Spots Details
Contact Us Details
Donation-Info
Hotel Details
Hotel Pickup Details
Vahicle Details
Users Pickup Details
Volinteer Details
Post Information
Information
Subject
Description
Link(if any)
Submit Form
© 2019 All rights reserved.

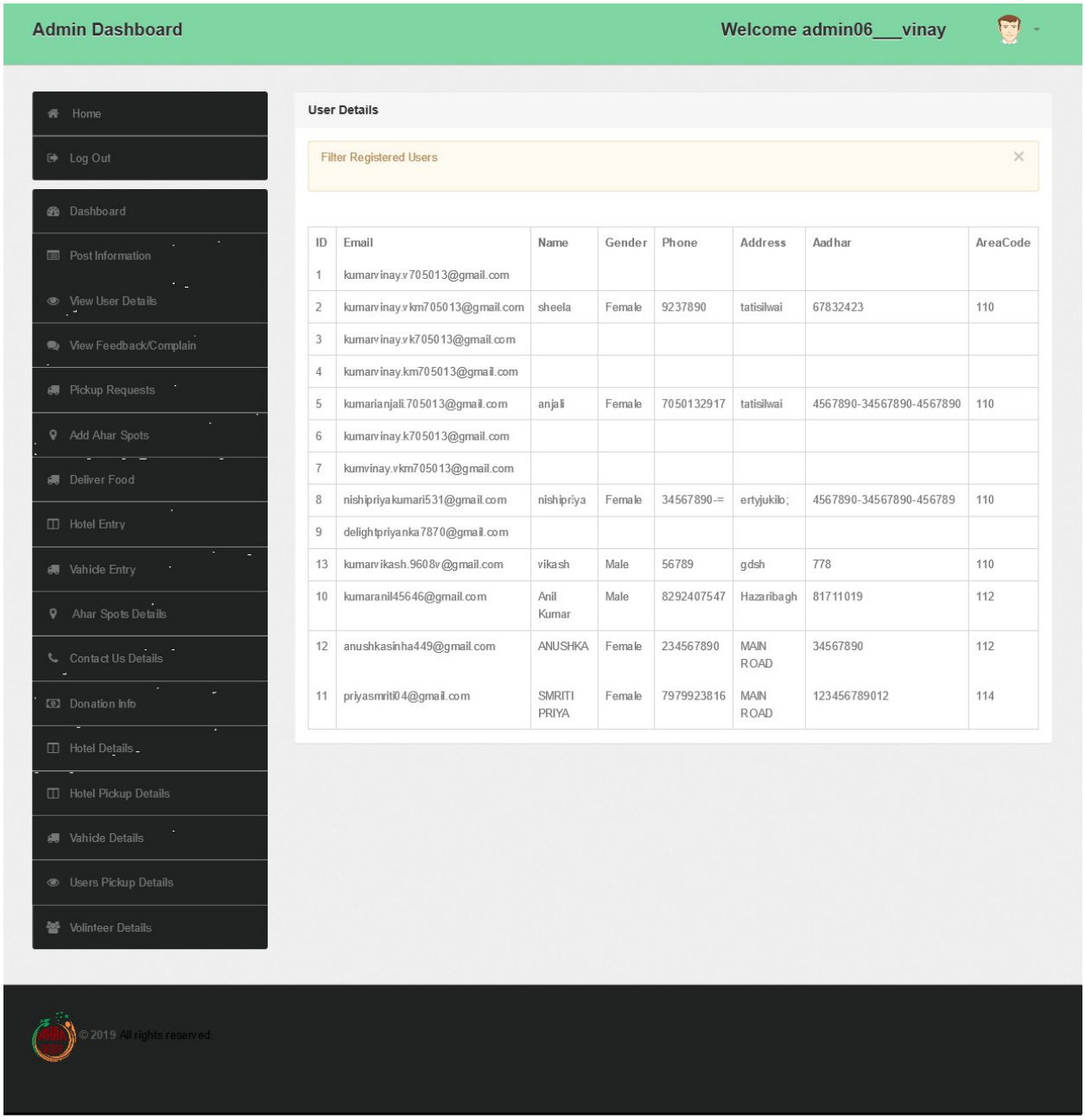

ID	Email	Name	Gender	Phone	Address	Aadhar	AreaCode
1	kumarvinay.v705013@gmail.com						
2	kumarvinay.vkm705013@gmail.com	sheela	Female	9237890	tatisilwai	67832423	110
3	kumarvinay.vk705013@gmail.com						
4	kumarvinay.km705013@gmail.com						
5	kumarianjali.705013@gmail.com	anjali	Female	7050132917	tatisilwai	4567890-34567890-4567890	110
6	kumarvinay.k705013@gmail.com						
7	kumvinay.vkm705013@gmail.com						
8	nishipriyakumari531@gmail.com	nishipriya	Female	34567890-=	ertyjukilo;	4567890-34567890-456789	110
9	delightpriyanka7870@gmail.com						
13	kumarvikash.9608v@gmail.com	vikash	Male	56789	gdsh	778	110
10	kumaranil45646@gmail.com	Anil Kumar	Male	8292407547	Hazaribagh	81711019	112
12	anushkasinha449@gmail.com	ANUSHKA	Female	234567890	MAIN ROAD	34567890	112
11	priyasmriti04@gmail.com	SMRITI PRIYA	Female	7979923816	MAIN ROAD	123456789012	114

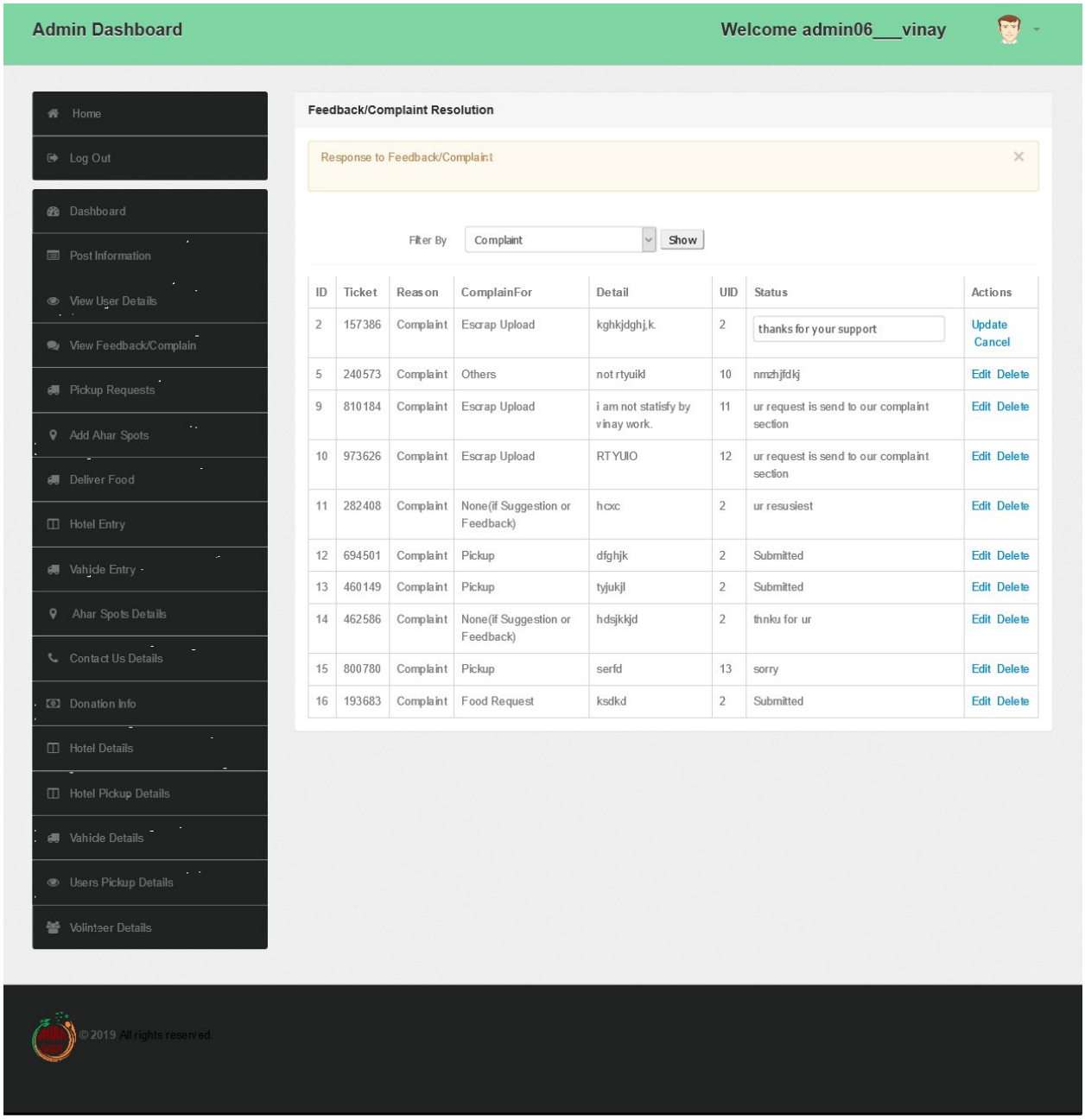
Admin Dashboard
Welcome admin06___vinay
Home
Log Out
Dashboard
Post Information
View User Details
View Feedback/Complain
Pickup Requests
Add Ahar Spots
Deliver Food
Hotel Entry
Vahicle Entry
Ahar Spots Details
Contact Us Details
Donation Info
Hotel Details
Hotel Pickup Details
Vahicle Details
Users Pickup Details
Volintser Details
Feedback/Complaint Resolution
Response to Feedback/Complaint
Filter By
Complaint
Show
ID
Ticket
Reason
ComplainFor
Detail
UID
Status
Actions
2
157386
Complaint
Escrap Upload
kghkjdghj,k.
2
thanks for your support
Update
Cancel
5
240573
Complaint
Others
not rtyuikl
10
nmzhjfdkj
Edit
Delete
9
810184
Complaint
Escrap Upload
i am not statisfy by vinay work.
11
ur request is send to our complaint section
Edit
Delete
10
973626
Complaint
Escrap Upload
RTYUIO
12
ur request is send to our complaint section
Edit
Delete
11
282408
Complaint
None(if Suggestion or Feedback)
hcxc
2
ur resusiest
Edit
Delete
12
694501
Complaint
Pickup
dfghjk
2
Submitted
Edit
Delete
13
460149
Complaint
Pickup
tyjukjl
2
Submitted
Edit
Delete
14
462586
Complaint
None(if Suggestion or Feedback)
hdsjkkjd
2
thnku for ur
Edit
Delete
15
800780
Complaint
Pickup
serfd
13
sorry
Edit
Delete
16
193683
Complaint
Food Request
ksdkd
2
Submitted
Edit
Delete
© 2019 All rights reserved

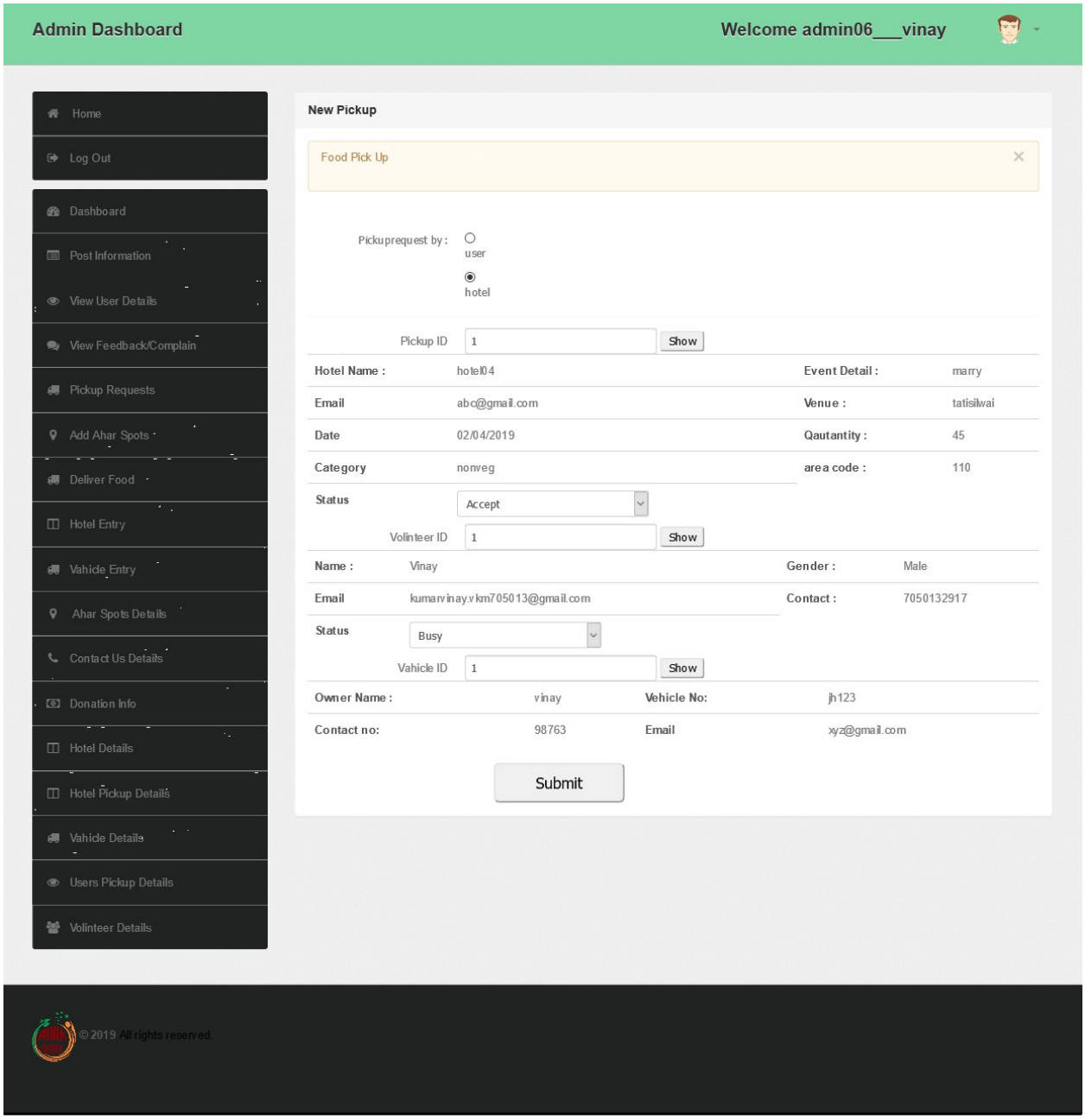
Admin Dashboard
Welcome admin06___vinay
Home
Log Out
Dashboard
Post Information
View User Details
View Feedback/Complain
Pickup Requests
Add Ahar Spots
Deliver Food
Hotel Entry
Vahicle Entry
Ahar Spots Details
Contact Us Details
Donation Info
Hotel Details
Hotel Pickup Details
Vahicle Details
Users Pickup Details
Volinteer Details
New Pickup
Food Pick Up
Pickuprequest by :
user
hotel
Pickup ID
1
Show
Hotel Name :
hotel04
Event Detail :
marry
Email
abc@gmail.com
Venue :
tatisilwai
Date
02/04/2019
Qautantity :
45
Category
nonveg
area code :
110
Status
Accept
Volinteer ID
1
Show
Name :
Vinay
Gender :
Male
Email
kumarvinay.vkm705013@gmail.com
Contact :
7050132917
Status
Busy
Vahicle ID
1
Show
Owner Name :
vinay
Vehicle No:
jh123
Contact no:
98763
Email
xyz@gmail.com
Submit
© 2019 All rights reserved

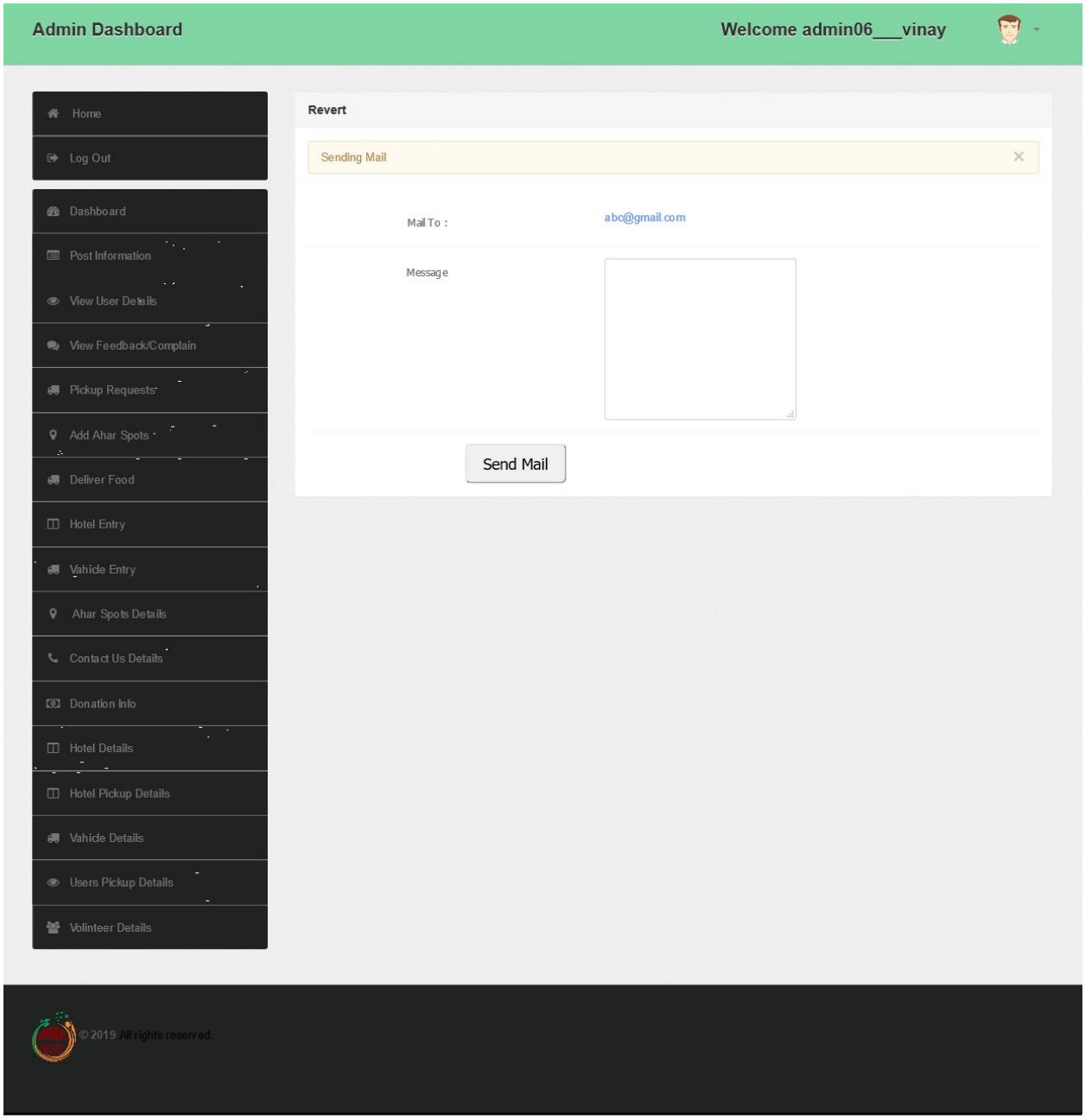
Admin Dashboard
Welcome admin06___vinay
Home
Log Out
Dashboard
Post Information
View User Details
View Feedback/Complain
Pickup Requests
Add Ahar Spots
Deliver Food
Hotel Entry
Vahicle Entry
Ahar Spots Details
Contact Us Details
Donation Info
Hotel Details
Hotel Pickup Details
Vahicle Details
Users Pickup Details
Volinteer Details
Revert
Sending Mail
Mail To :
abc@gmail.com
Message
Send Mail
© 2019 All rights reserved

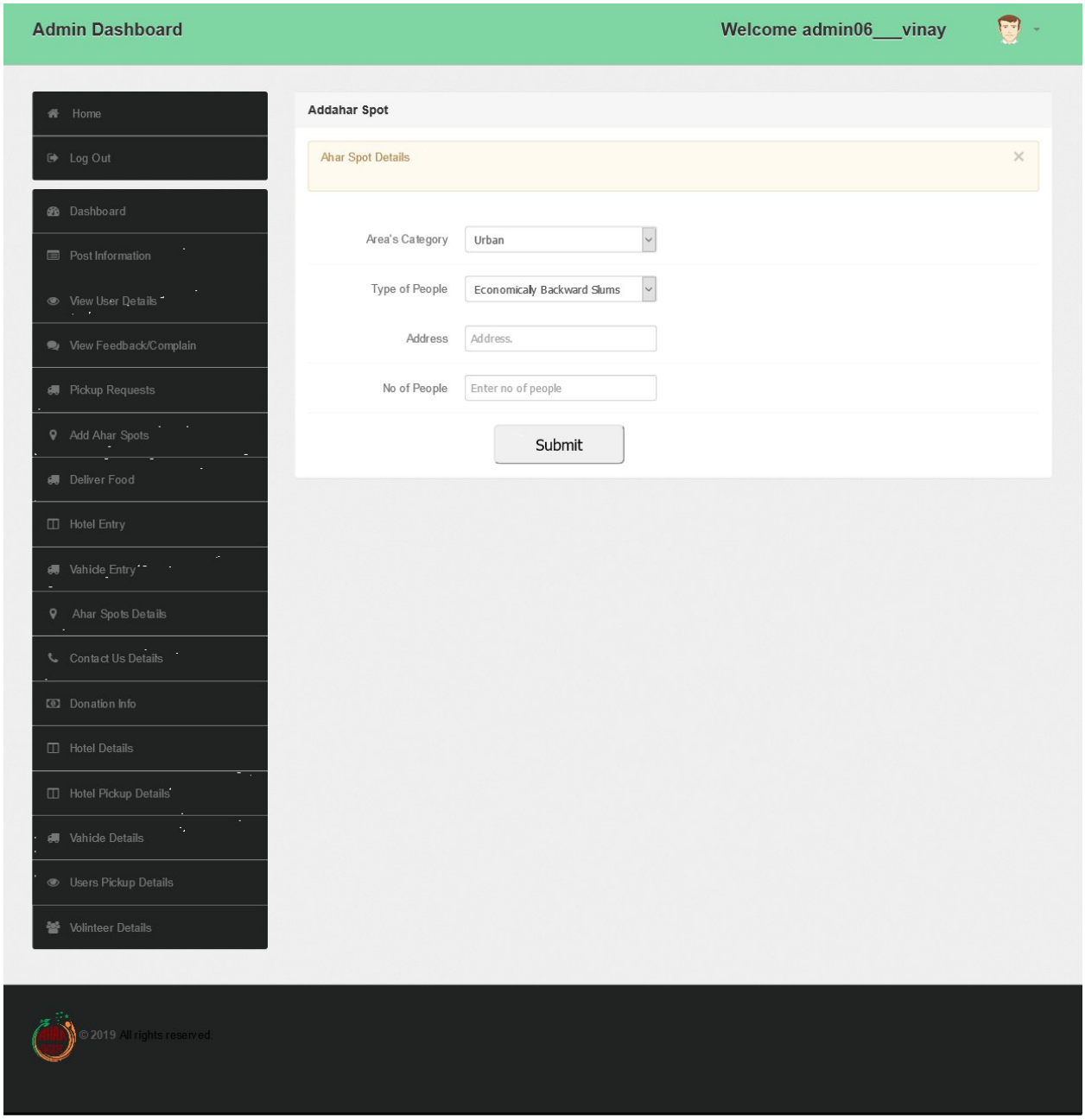
Admin Dashboard
Welcome admin06___vinay
Home
Log Out
Dashboard
Post Information
View User Details
View Feedback/Complain
Pickup Requests
Add Ahar Spots
Deliver Food
Hotel Entry
Vahicle Entry
Ahar Spots Details
Contact Us Details
Donation Info
Hotel Details
Hotel Pickup Details
Vahicle Details
Users Pickup Details
Volinteer Details
Addahar Spot
Ahar Spot Details
Area's Category
Urban
Type of People
Economically Backward Slums
Address
Address.
No of People
Enter no of people
Submit
© 2019 All rights reserved.

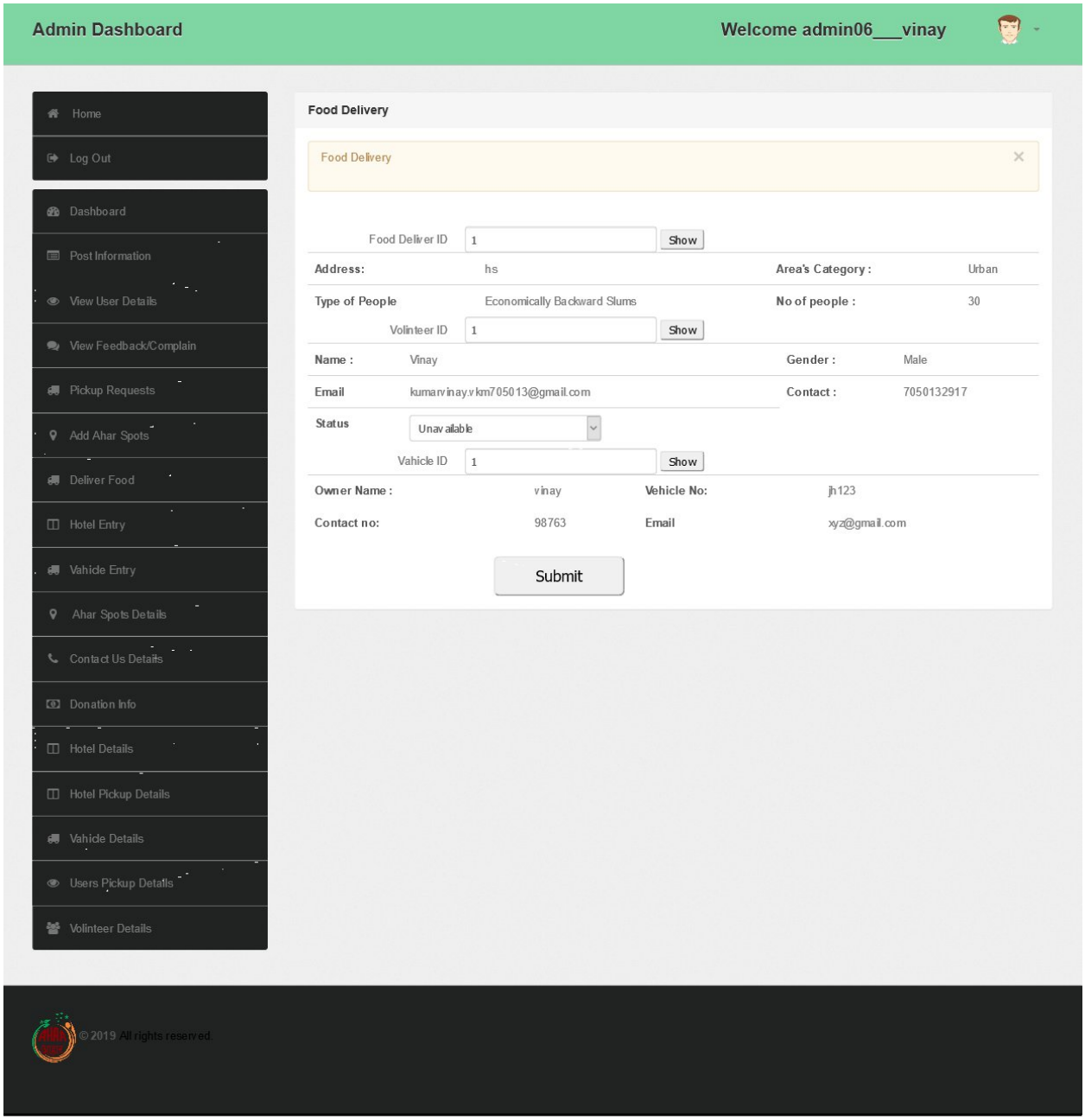
Admin Dashboard
Welcome admin06___vinay
Home
Log Out
Dashboard
Post Information
View User Details
View Feedback/Complain
Pickup Requests
Add Ahar Spots
Deliver Food
Hotel Entry
Vahicle Entry
Ahar Spots Details
Contact Us Details
Donation Info
Hotel Details
Hotel Pickup Details
Vahicle Details
Users Pickup Details
Volinteer Details
Food Delivery
Food Delivery
Food Deliver ID
1
Show
Address:
hs
Area's Category :
Urban
Type of People
Economically Backward Slums
No of people :
30
Volinteer ID
1
Show
Name :
Vinay
Gender :
Male
Email
kumarvinay.vkm705013@gmail.com
Contact :
7050132917
Status
Unavailable
Vahicle ID
1
Show
Owner Name :
vinay
Vehicle No:
jh123
Contact no:
98763
Email
xyz@gmail.com
Submit
© 2019 All rights reserved

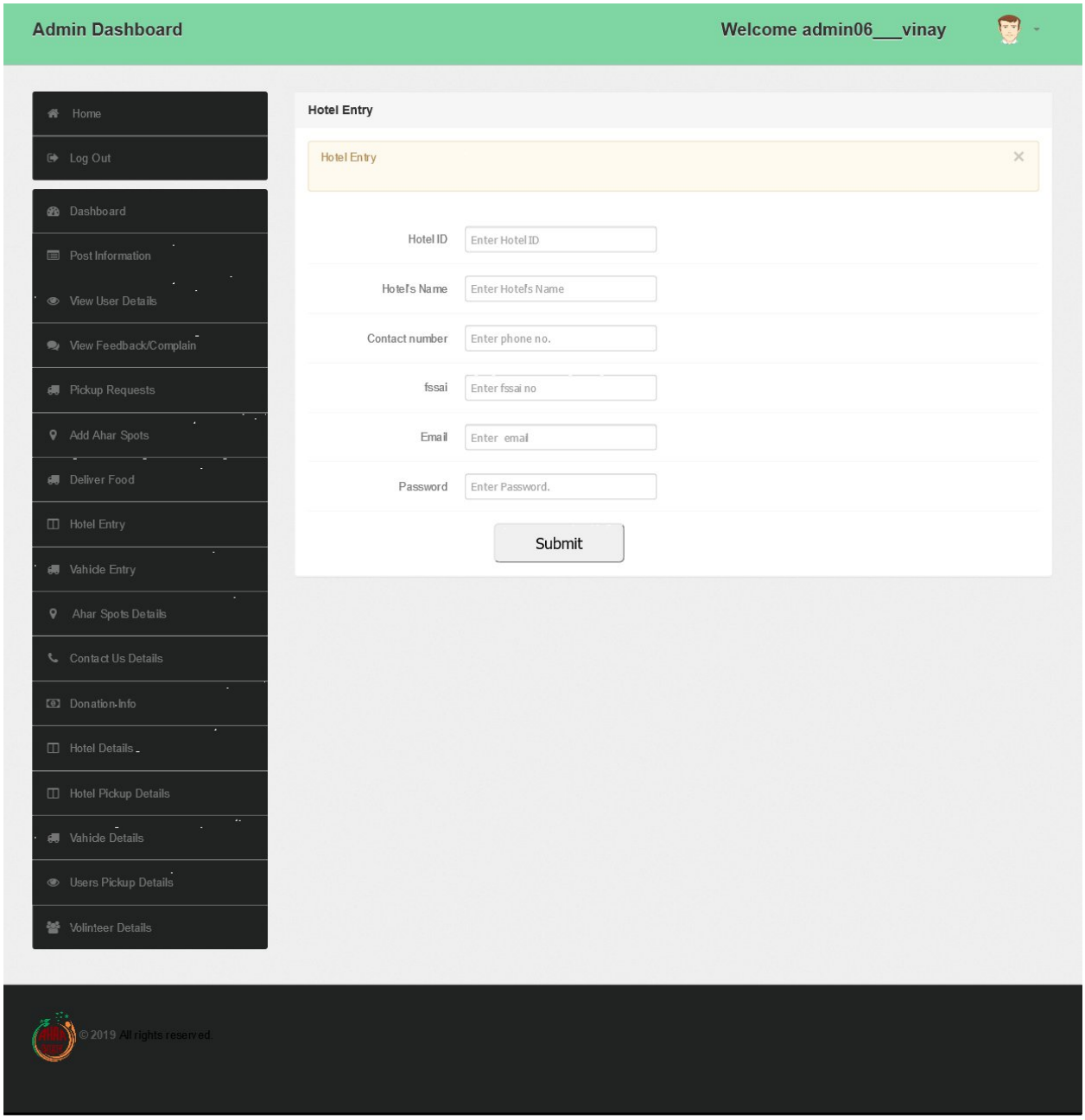
Admin Dashboard
Welcome admin06___vinay
Home
Log Out
Dashboard
Post Information
View User Details
View Feedback/Complain
Pickup Requests
Add Ahar Spots
Deliver Food
Hotel Entry
Vahicle Entry
Ahar Spots Details
Contact Us Details
Donation-Info
Hotel Details
Hotel Pickup Details
Vahicle Details
Users Pickup Details
Volinteer Details
Hotel Entry
Hotel Entry
Hotel ID
Enter Hotel ID
Hotel's Name
Enter Hotel's Name
Contact number
Enter phone no.
fssai
Enter fssai no
Email
Enter email
Password
Enter Password.
Submit
© 2019 All rights reserved

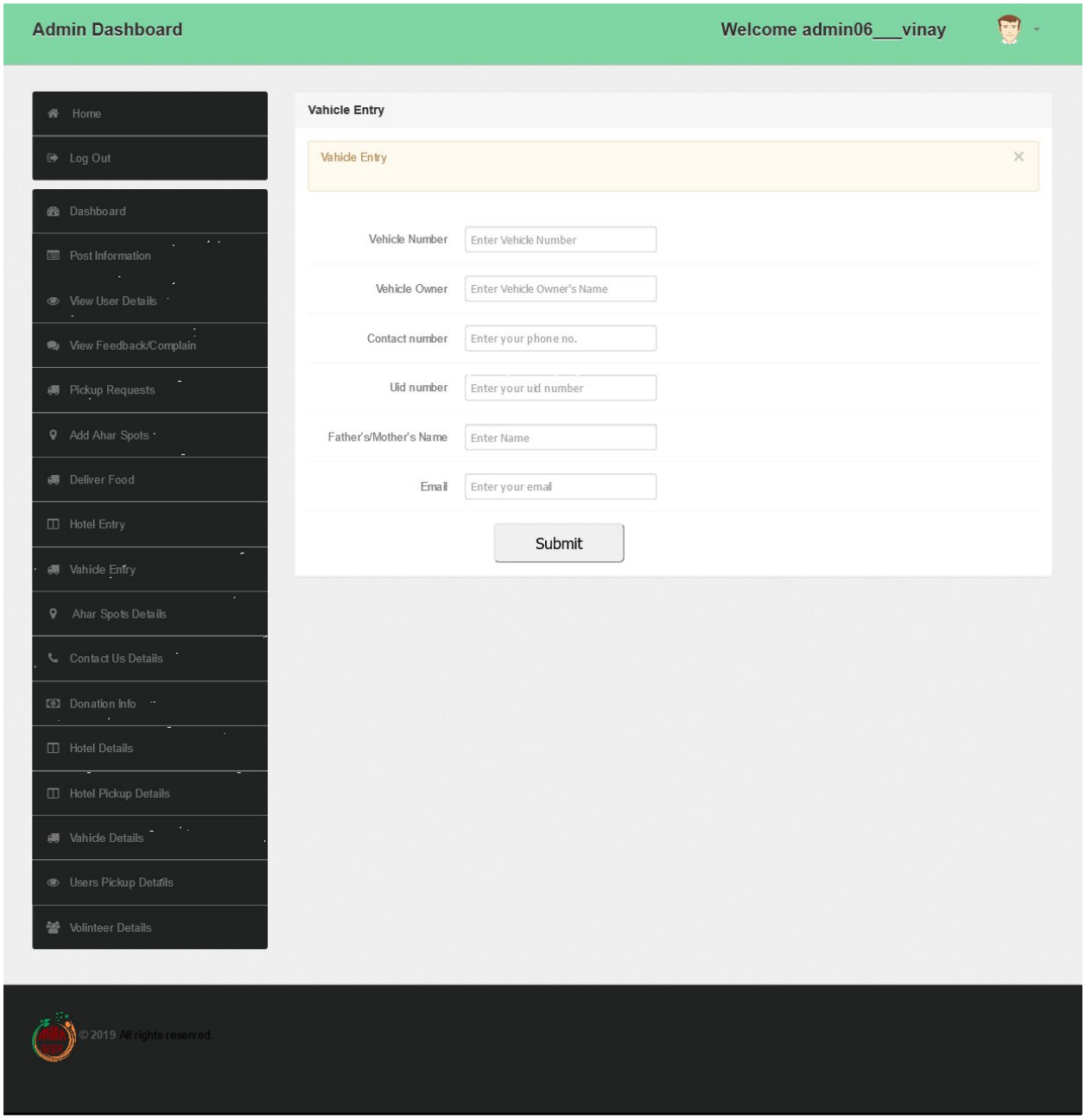
Admin Dashboard
Welcome admin06___vinay
Home
Log Out
Dashboard
Post Information
View User Details
View Feedback/Complain
Pickup Requests
Add Ahar Spots
Deliver Food
Hotel Entry
Vahicle Entry
Ahar Spots Details
Contact Us Details
Donation Info
Hotel Details
Hotel Pickup Details
Vahicle Details
Users Pickup Details
Volinteer Details
Vahicle Entry
Vahicle Entry
Vehicle Number
Enter Vehicle Number
Vehicle Owner
Enter Vehicle Owner's Name
Contact number
Enter your phone no.
Uid number
Enter your uid number
Father's/Mother's Name
Enter Name
Email
Enter your email
Submit
© 2019 All rights reserved

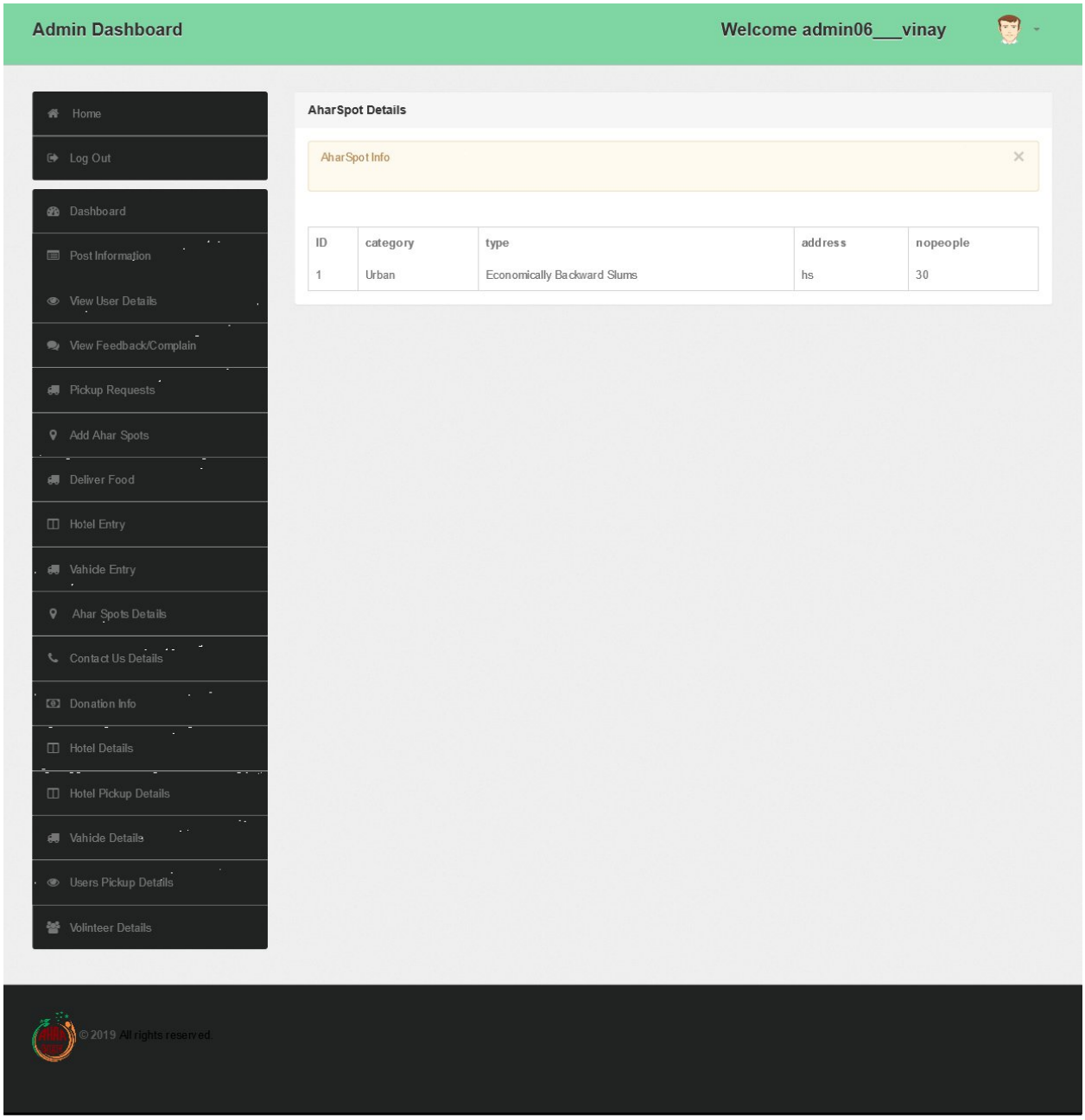
Admin Dashboard
Welcome admin06___vinay
Home
Log Out
Dashboard
Post Information
View User Details
View Feedback/Complain
Pickup Requests
Add Ahar Spots
Deliver Food
Hotel Entry
Vahicle Entry
Ahar Spots Details
Contact Us Details
Donation Info
Hotel Details
Hotel Pickup Details
Vahicle Details
Users Pickup Details
Volinteer Details
AharSpot Details
AharSpot Info
ID
category
type
address
nopeople
1
Urban
Economically Backward Slums
hs
30
© 2019 All rights reserved

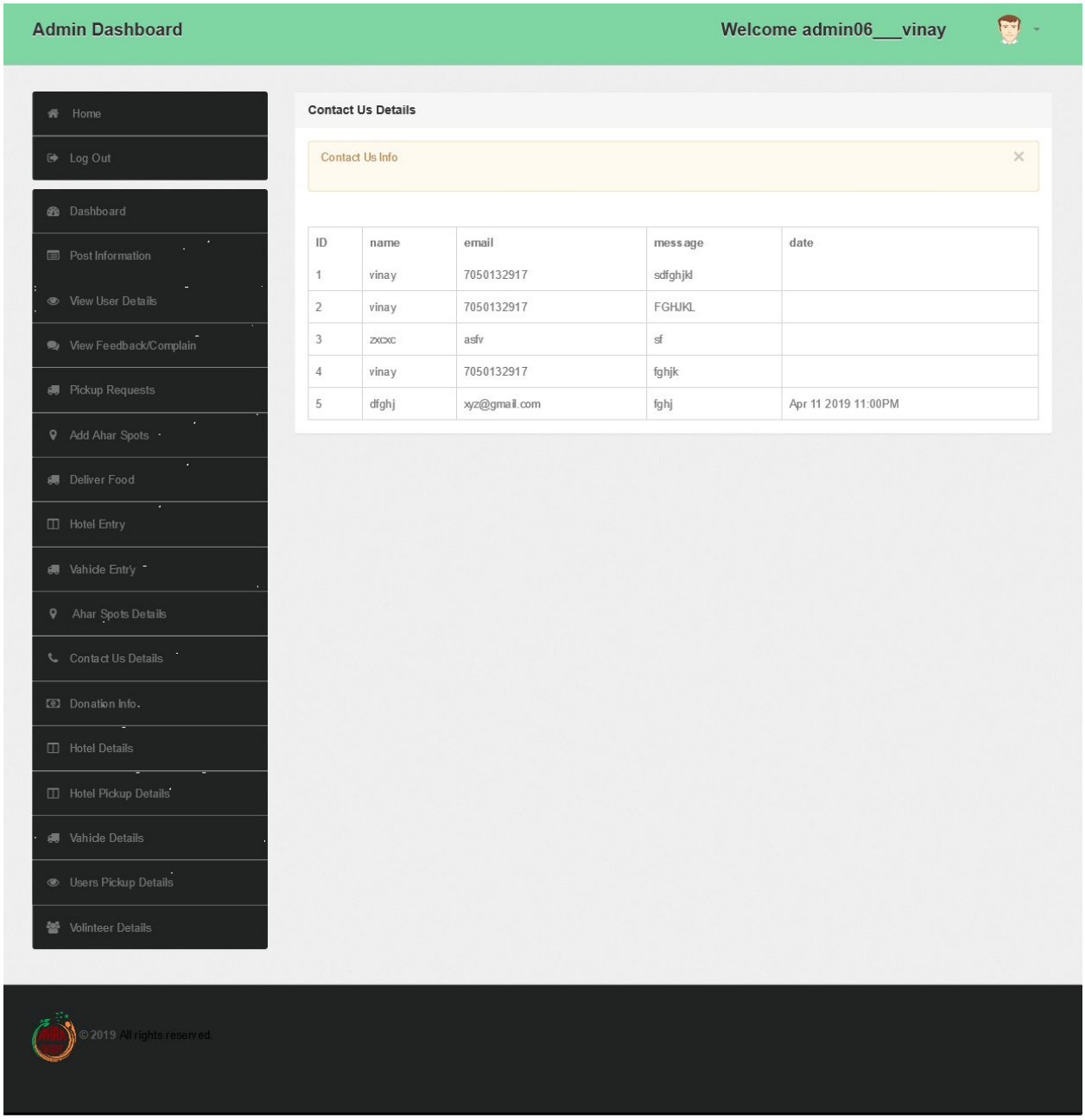
Admin Dashboard
Welcome admin06___vinay
Home
Log Out
Dashboard
Post Information
View User Details
View Feedback/Complain
Pickup Requests
Add Ahar Spots
Deliver Food
Hotel Entry
Vahicle Entry
Ahar Spots Details
Contact Us Details
Donation Info.
Hotel Details
Hotel Pickup Details
Vahicle Details
Users Pickup Details
Volinteer Details
Contact Us Details
Contact Us Info
ID name email message date
1 vinay 7050132917 sdfghjkl
2 vinay 7050132917 FGHJKL
3 zxcxc asfv sf
4 vinay 7050132917 fghjk
5 dfghj xyz@gmail.com fghj Apr 11 2019 11:00PM
© 2019 All rights reserved.

Home

Log Out

Dashboard

Post Information

View User Details

View Feedback/Complain

Pickup Requests

Add Ahar Spots

Deliver Food

Hotel Entry

Vahicle Entry

Ahar Spots Details

Contact Us Details

Donation Info

Hotel Details

Hotel Pickup Details

Vahicle Details

Users Pickup Details

Volinteer Details

Donation Details

Donation Info

ID	name	email	mobile	dob	address	people	amount	date
1	vinay	kumarvinay.vik705013@gmail.com	90605432357	06/01/2000	ddfghjkl;	200	7000	Mar 27 2019 11:39PM
2	vinay kumar	addddsadaadsad@gmail.com	90605432357	13/03/2019	wertyuiop[	100	3500	Mar 28 2019 6:41AM
3	vinay	kumarvinay.k705013@gmail.com	334567890-=\	06/03/2019	234567890-=	100	3500	Mar 28 2019 1:26PM
4	smirti	priyasmriti04@gmail.com	34567890	11/12/2019	fghjkl	200	7000	Mar 29 2019 10:29AM
5	vinay	kumarvinay.vkm705013@gmail.com	90605432357	14/03/2019	rghjkl;/	100	3500	Mar 29 2019 6:19PM
7	vinay	kumarvinay.vkm705013@gmail.com	90605432357	18/04/2019	hdjsk	100	3500	Apr 2 2019 1:53PM
8	vinay	kumarvinay.vkm705013@gmail.com	90605432357	10/04/2019	hjk	100	3500	Apr 6 2019 11:17AM
9	vinay	kumarvinay.vkm705013@gmail.com	90605432357	06/01/2000	dfghj	100	3500	Apr 6 2019 1:18PM
10	vinay	kumarvinay.vkm705013@gmail.com	90605432357	06/01/2000	h	100	3500	Apr 6 2019 1:27PM
11	vinay	kumarvinay.vkm705013@gmail.com	7050132917	01/04/2019	tatisilwai	ahar	100	Apr 8 2019 8:44AM
12	f	kumarvinay.vkm705013@gmail.com	d	null	fgh	ahar	1000	Apr 8 2019 3:14PM
13	vinay	kumarvinay.vkm705013@gmail.com	7050132917	01/04/2019	tatisilwai	ahar	1000	Apr 10 2019 11:09AM
14	sheela	kumarvinay.vkm705013@gmail.com	9237890	25/12/1998	tatisilwai	ahar	1000	Apr 12 2019 12:28PM
15	sheela	kumarvinay.vkm705013@gmail.com	9237890	25/12/1998	tatisilwai	ahar	1000	Apr 12 2019 12:57PM
16	vikash	kumarvikash.9608v@gmail.com	56789	01/04/2019	gdsh	ahar	2000	Apr 12 2019 6:43PM
17	sheela	kumarvinay.vkm705013@gmail.com	9237890	25/12/1998	tatisilwai	ahar	1000	Apr 15 2019 11:54AM
18						200	7000	Apr 15 2019 11:59AM
19				null		200	7000	Apr 18 2019 10:48PM

© 2019 All rights reserved.

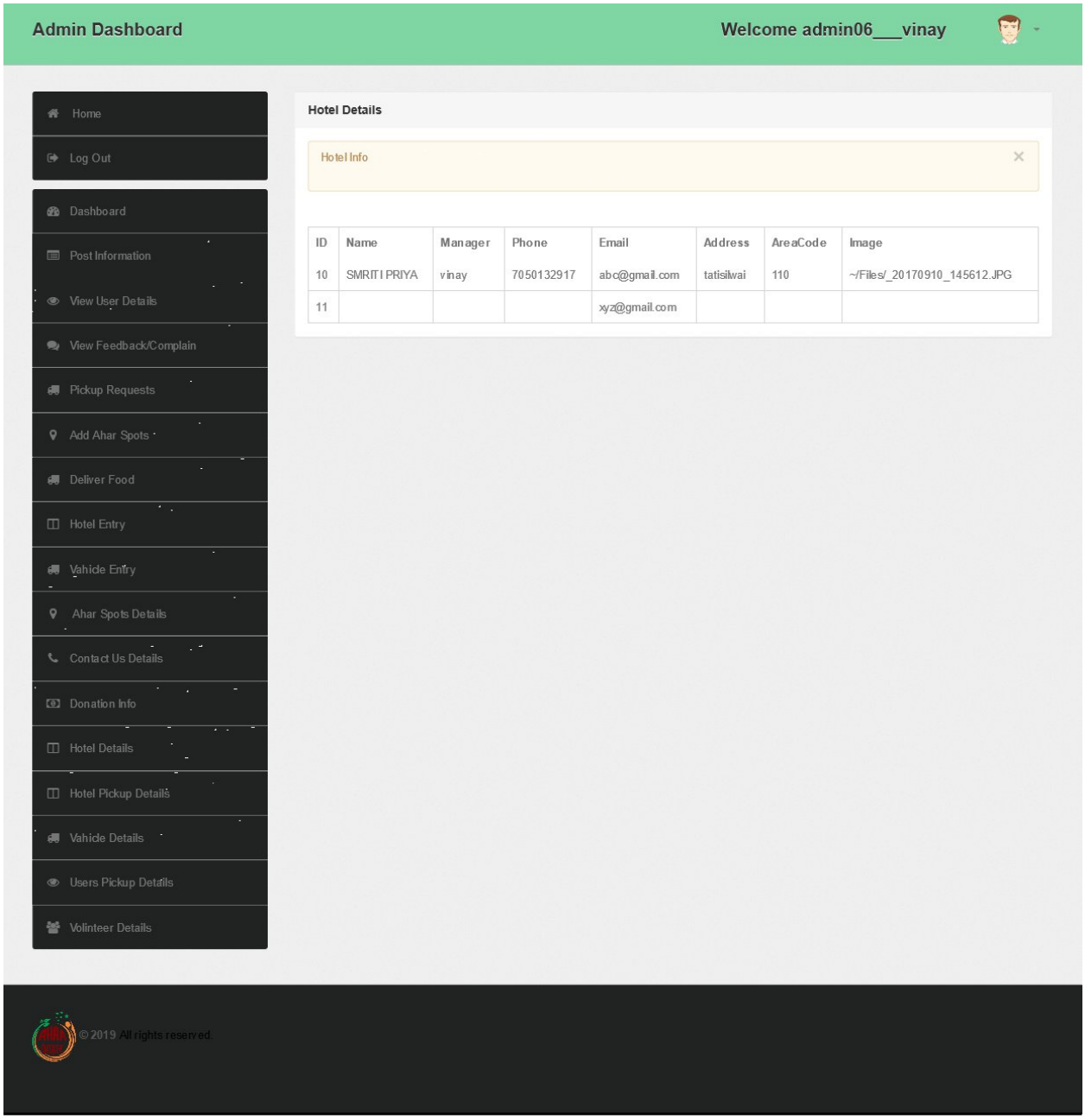
Admin Dashboard
Welcome admin06___vinay
Home
Log Out
Dashboard
Post Information
View User Details
View Feedback/Complain
Pickup Requests
Add Ahar Spots
Deliver Food
Hotel Entry
Vahicle Entry
Ahar Spots Details
Contact Us Details
Donation Info
Hotel Details
Hotel Pickup Details
Vahicle Details
Users Pickup Details
Volinteer Details
Hotel Details
Hotel Info
ID Name Manager Phone Email Address AreaCode Image
10 SMRITI PRIYA vinay 7050132917 abc@gmail.com tatisilwai 110 ~/Files/_20170910_145612.JPG
11 xyz@gmail.com
© 2019 All rights reserved.

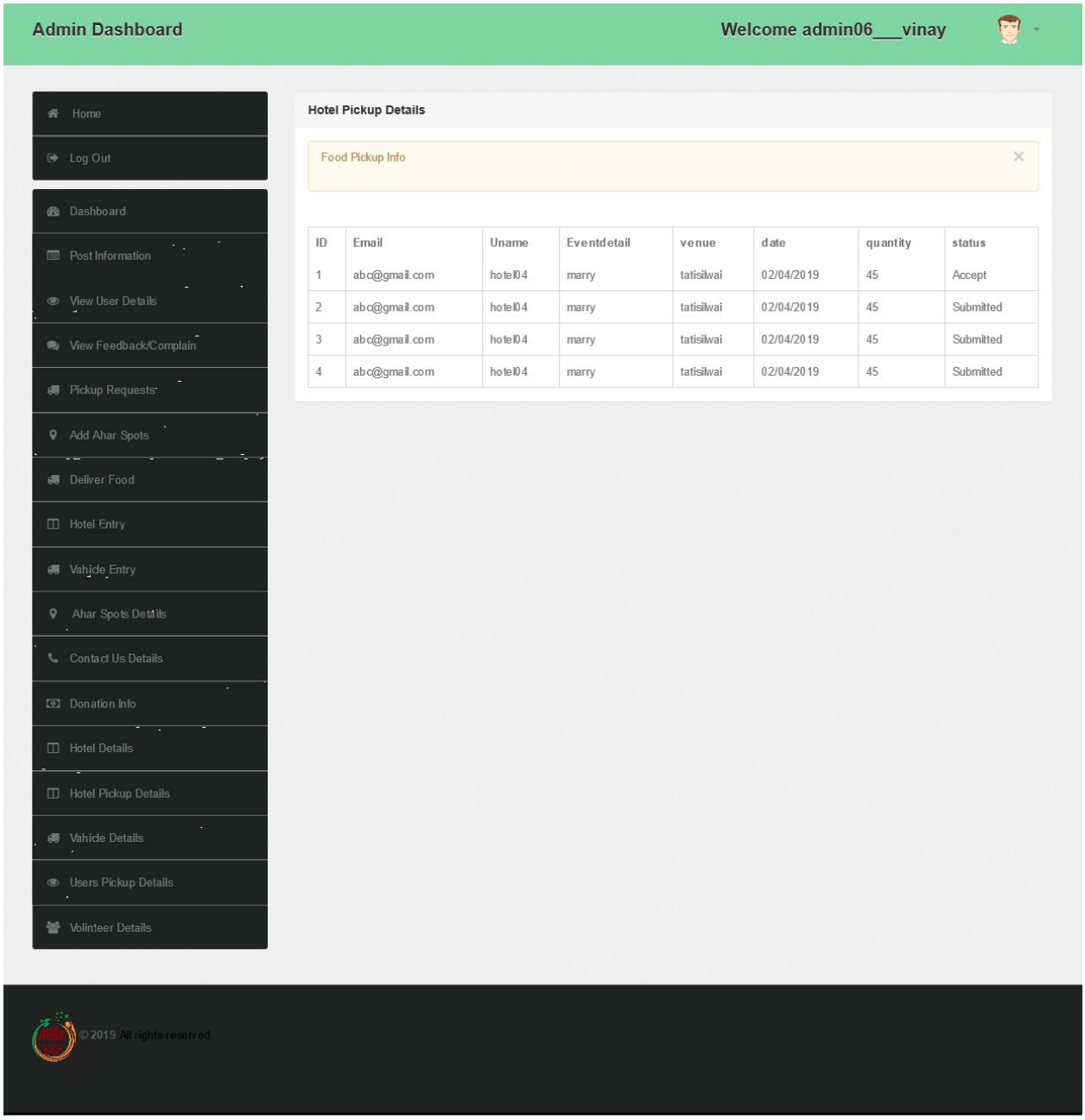
Admin Dashboard
Welcome admin06___vinay
Home
Log Out
Dashboard
Post Information
View User Details
View Feedback/Complain
Pickup Requests
Add Ahar Spots
Deliver Food
Hotel Entry
Vahicle Entry
Ahar Spots Details
Contact Us Details
Donation Info
Hotel Details
Hotel Pickup Details
Vahicle Details
Users Pickup Details
Volinteer Details
Hotel Pickup Details
Food Pickup Info
ID Email Uname Eventdetail venue date quantity status
1 abc@gmail.com hotel04 marry tatisilwai 02/04/2019 45 Accept
2 abc@gmail.com hotel04 marry tatisilwai 02/04/2019 45 Submitted
3 abc@gmail.com hotel04 marry tatisilwai 02/04/2019 45 Submitted
4 abc@gmail.com hotel04 marry tatisilwai 02/04/2019 45 Submitted
© 2019 All rights reserved

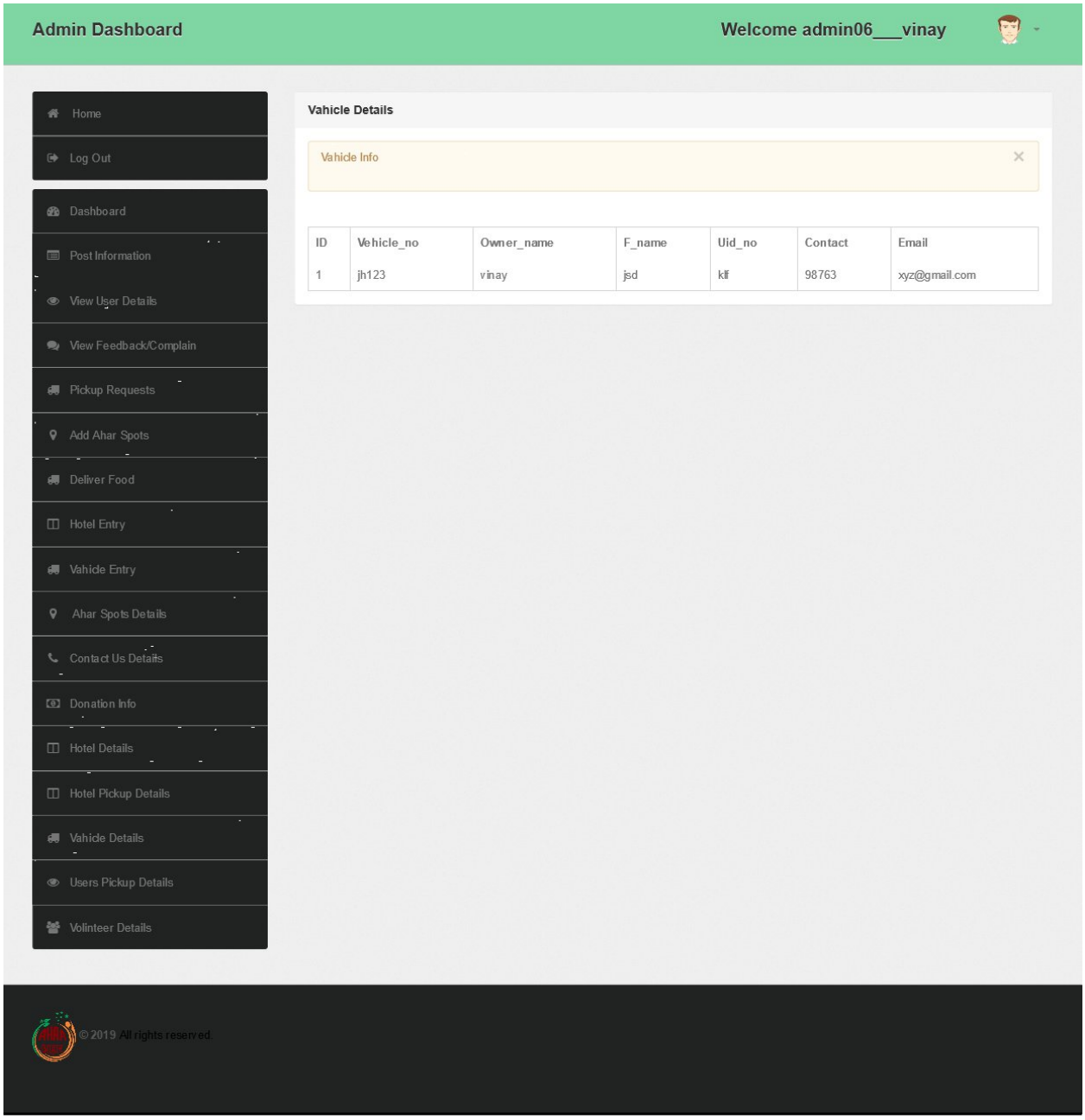
Admin Dashboard
Welcome admin06___vinay
Home
Log Out
Dashboard
Post Information
View User Details
View Feedback/Complain
Pickup Requests
Add Ahar Spots
Deliver Food
Hotel Entry
Vahicle Entry
Ahar Spots Details
Contact Us Details
Donation Info
Hotel Details
Hotel Pickup Details
Vahicle Details
Users Pickup Details
Volinteer Details
Vahicle Details
Vahicle Info
ID
Vehicle_no
Owner_name
F_name
Uid_no
Contact
Email
1
jh123
vinay
jsd
klf
98763
xyz@gmail.com
© 2019 All rights reserved.

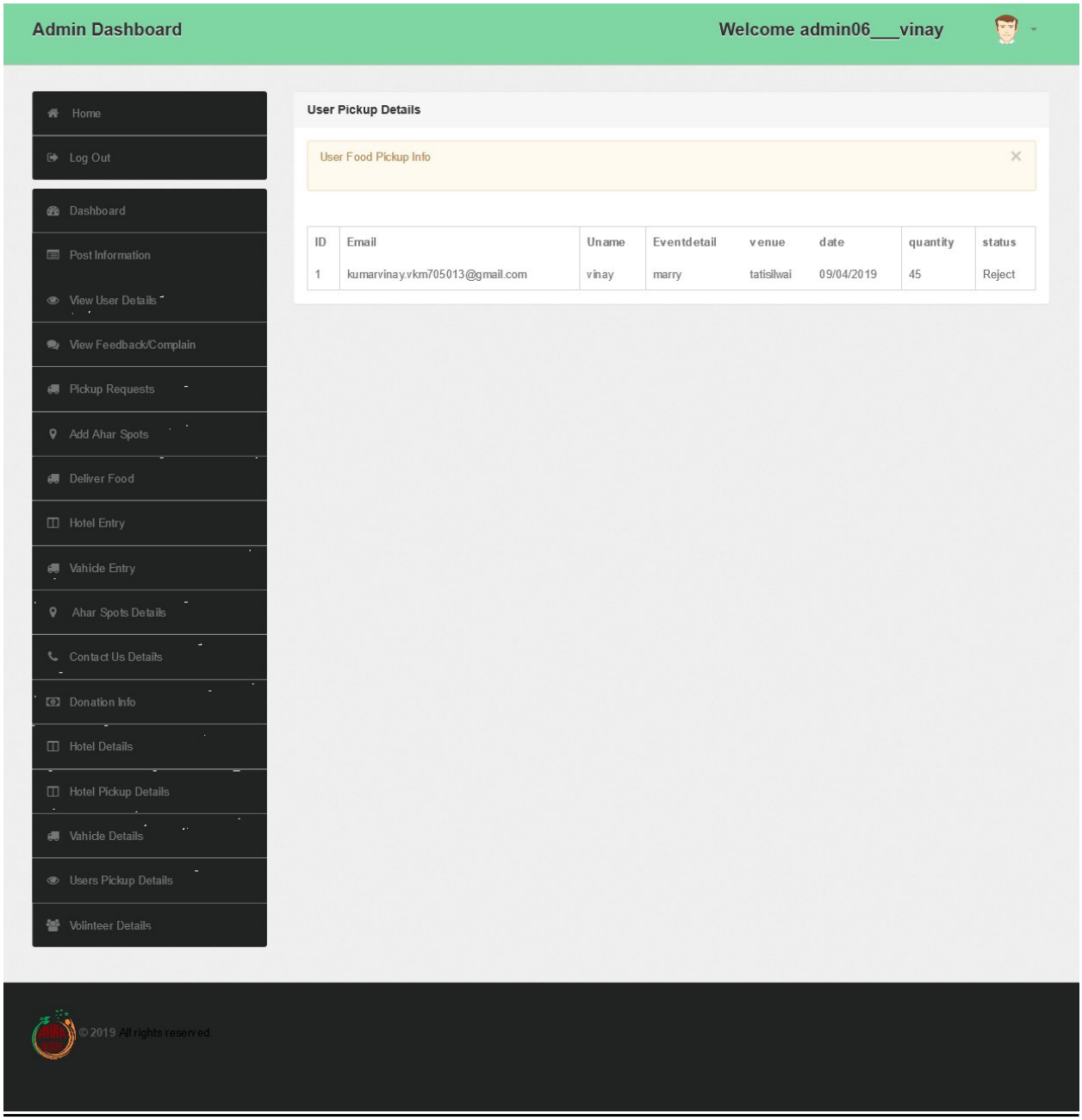
Admin Dashboard
Welcome admin06___vinay
Home
Log Out
Dashboard
Post Information
View User Details
View Feedback/Complain
Pickup Requests
Add Ahar Spots
Deliver Food
Hotel Entry
Vahicle Entry
Ahar Spots Details
Contact Us Details
Donation Info
Hotel Details
Hotel Pickup Details
Vahicle Details
Users Pickup Details
Volinteer Details
User Pickup Details
User Food Pickup Info
ID Email Uname Eventdetail venue date quantity status
1 kumarvinay.vkm705013@gmail.com vinay marry tatisilwai 09/04/2019 45 Reject
© 2019 All rights reserved.

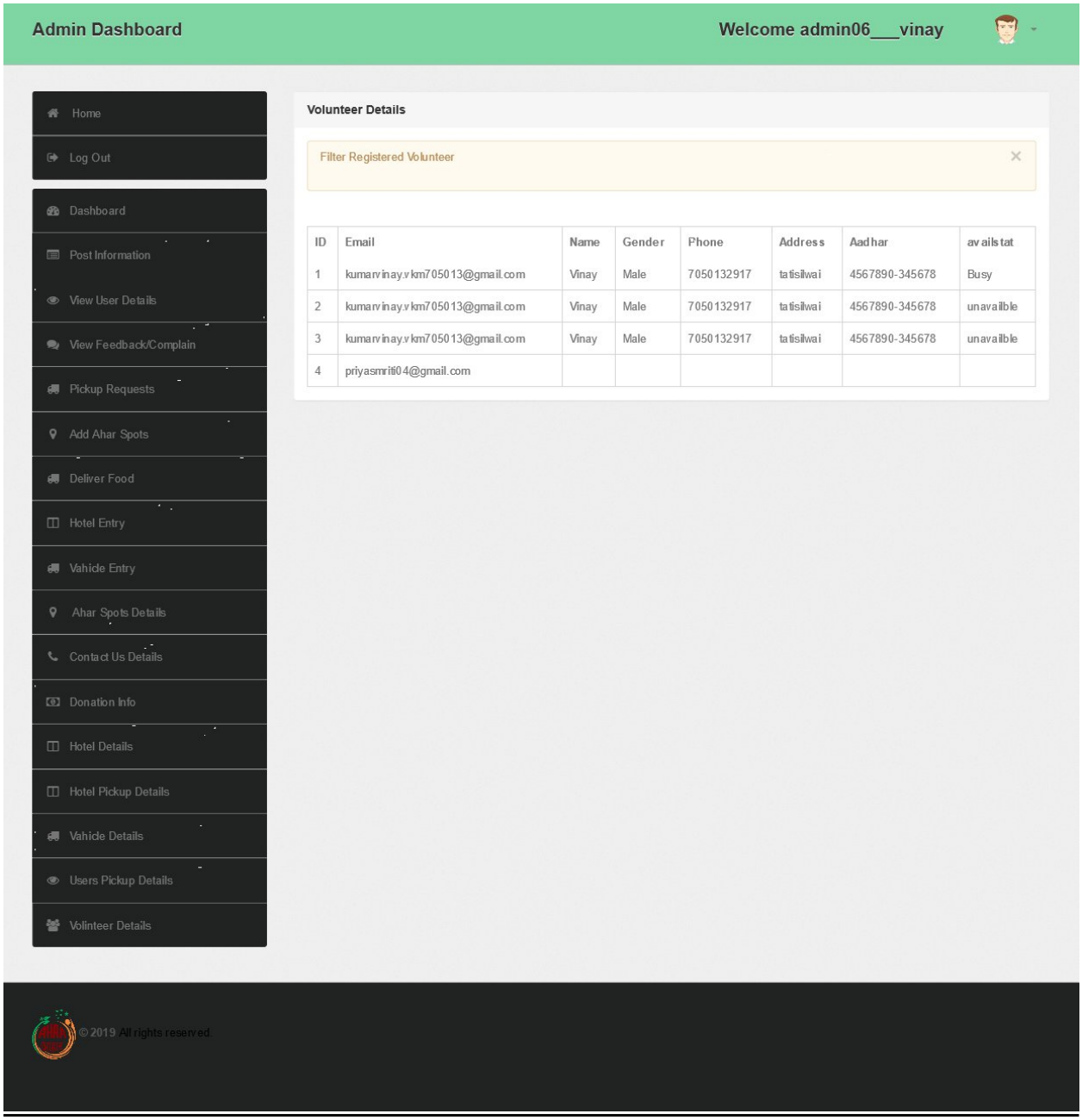
Admin Dashboard
Welcome admin06___vinay
Home
Log Out
Dashboard
Post Information
View User Details
View Feedback/Complain
Pickup Requests
Add Ahar Spots
Deliver Food
Hotel Entry
Vahicle Entry
Ahar Spots Details
Contact Us Details
Donation Info
Hotel Details
Hotel Pickup Details
Vahicle Details
Users Pickup Details
Volinteer Details
Volunteer Details
Filter Registered Volunteer
ID Email Name Gender Phone Address Aadhar availstat
1 kumarvinay.vkm705013@gmail.com Vinay Male 7050132917 tatisilwai 4567890-345678 Busy
2 kumarvinay.vkm705013@gmail.com Vinay Male 7050132917 tatisilwai 4567890-345678 unavailble
3 kumarvinay.vkm705013@gmail.com Vinay Male 7050132917 tatisilwai 4567890-345678 unavailble
4 priyasmriti04@gmail.com
© 2019 All rights reserved.

Donation

Donate

Call us on +91 90877 90877 nofoodwaste.in@gmail.com

Donate Online

We are bringing happiness in many hungry faces by feeding them. It also involves certain expenses such as vehicle, vessels, fuel, staff and maintenance.

Donate to us and help in bringing more smiles!!

Donate to our general funds account – No Food Waste

=

About Us

Ahar is a mission to end food waste and hunger to make the "World Hunger Free". We recover surplus food from weddings, parties and functions and donate it to needy and hungry people.

Dedicated Food Recovery Units including Helpline Number, Food Recovery Vehicles, Vessels and Volunteers are involved for effective process execution.

Hours Of Operation

ALL DAYS: 9:00am to 10:00pm

Please submit request through call or registered as user for food donation

Phone: 80923 08696

Email: ahar.in@gmail.com

Follow Us

©2019 ahar

Bank Details

Call us on +91 80923 08696 ahar.in@gmail.com

Bank Account Details

©2019 ahar

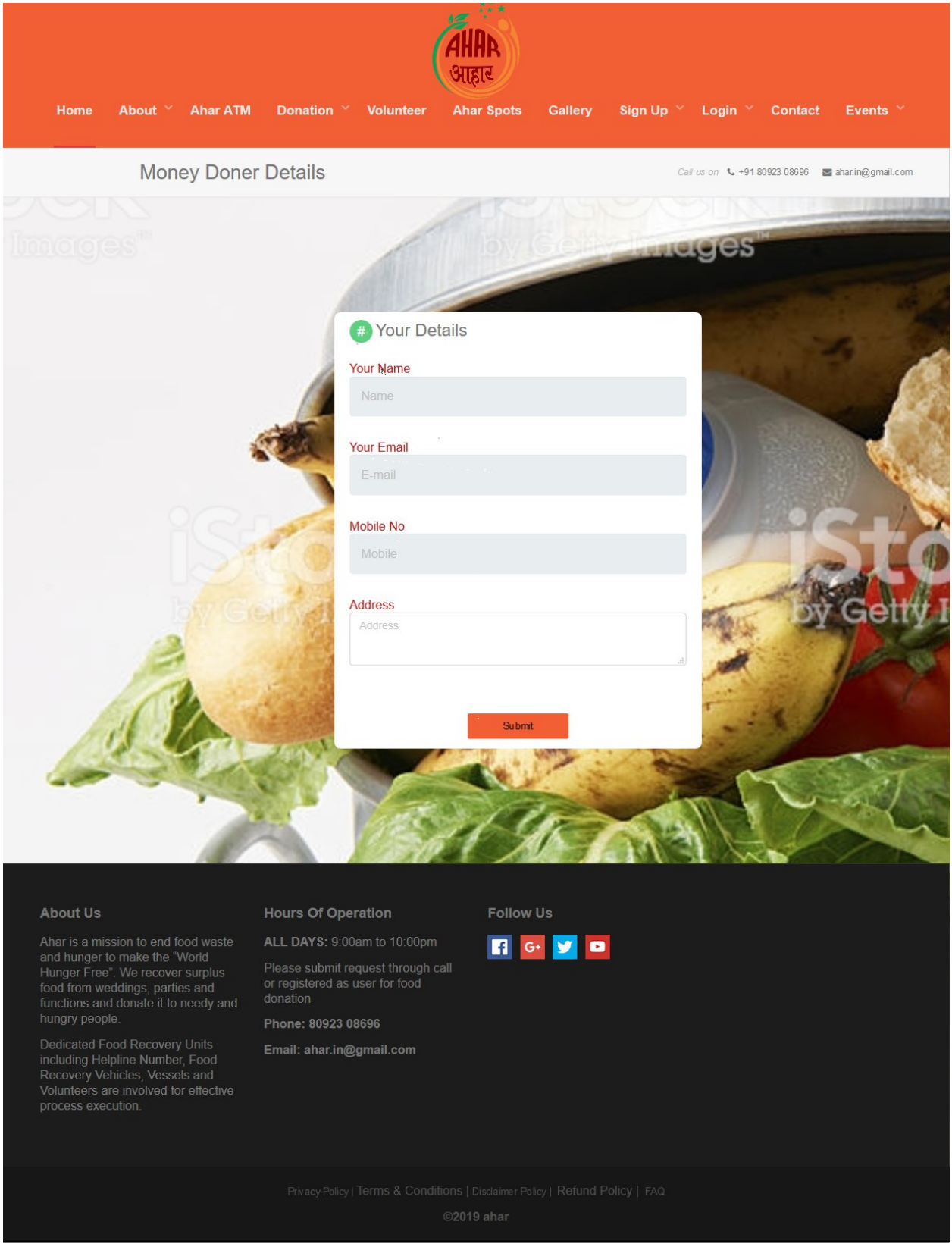
AHAR
आहार
Home
About
Ahar ATM
Donation
Volunteer
Ahar Spots
Gallery
Sign Up
Login
Contact
Events
Money Doner Details
Call us on +91 80923 08696 ahar.in@gmail.com
Your Details
Your Name
Name
Your Email
E-mail
Mobile No
Mobile
Address
Address
Submit
About Us
Ahar is a mission to end food waste and hunger to make the "World Hunger Free". We recover surplus food from weddings, parties and functions and donate it to needy and hungry people.
Dedicated Food Recovery Units including Helpline Number, Food Recovery Vehicles, Vessels and Volunteers are involved for effective process execution.
Hours Of Operation
ALL DAYS: 9:00am to 10:00pm
Please submit request through call or registered as user for food donation
Phone: 80923 08696
Email: ahar.in@gmail.com
Follow Us
Privacy Policy | Terms & Conditions | Disclaimer Policy | Refund Policy | FAQ
©2019 ahar

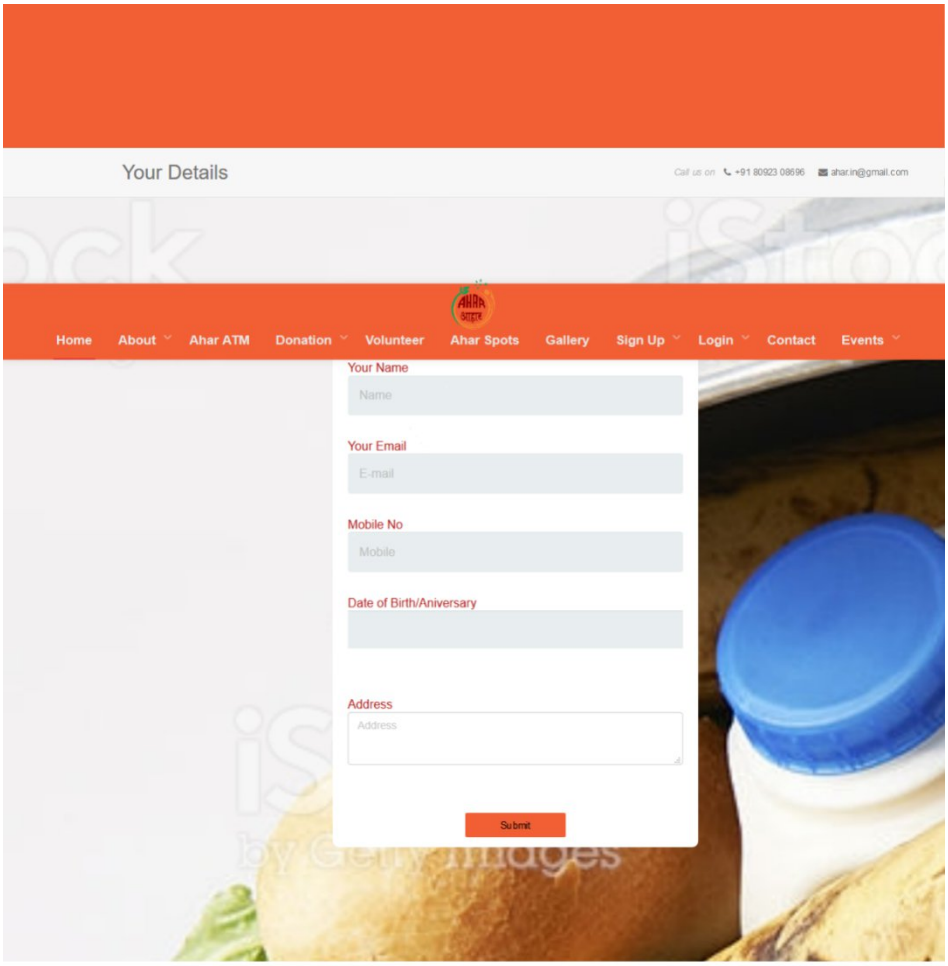

Happy Moments

Happy Birthday

Feb 15, 2017

Happy BirthDay

Happy Wedding Anniversary

About Us

Ahar is a mission to end food waste and hunger to make the "World Hunger Free". We recover surplus food from weddings, parties and functions and donate it to needy and hungry people.

Dedicated Food Recovery Units including Helpline Number, Food Recovery Vehicles, Vessels and Volunteers are involved for effective process execution.

Hours Of Operation

ALL DAYS: 9:00am to 10:00pm

Please submit request through call or registered as user for food donation

Phone: 80923 08696

Email: ahar.in@gmail.com

Follow Us

Privacy Policy | Terms & Conditions | Disclaimer Policy | Refund Policy | FAQ

©2019 ahar

Share your Birthday / Aniversery

capacity 200 People

7000

pay

Additional Information

capacity 100 People, 200 People, 300 People

©2019 ahar

Donation

Call us on +91 80923 08696 ahar.in@gmail.com

Donate Money

Amount : 1000

pay

©2019 ahar

Home Log In

PAYMENTS

Summary of your selected services.

PAYMENT SUMMARY	
BILLING ADDRESS:	Tatisilwai Ranchi
SERVICE TYPE:	Ahar Food Donation
AMOUNT	₹ 7000
ADDITIONAL CHARGES	*0*
TOTAL AMOUNT	**₹7000**

PROCEED TO PAYMENT

© 2019 All rights reserved

Home Log In

Choose Payment Method.

SELECT PAYMENT METHOD

- ○ **Debit/Credit Card**
- ○ **Paytm Wallet**
- ○ **Freecharge Wallet**
- ○ **UPI**
- ○ **Net Banking**

Confirm and Pay

© 2019 All rights reserved

PAYMENT GATEWAY CARD PAYMENT

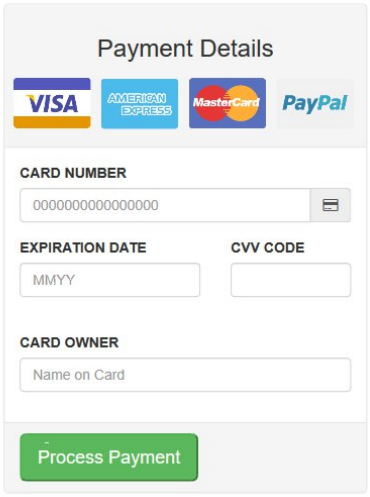

Please wait while your payment is being processed. Do not refresh the page!

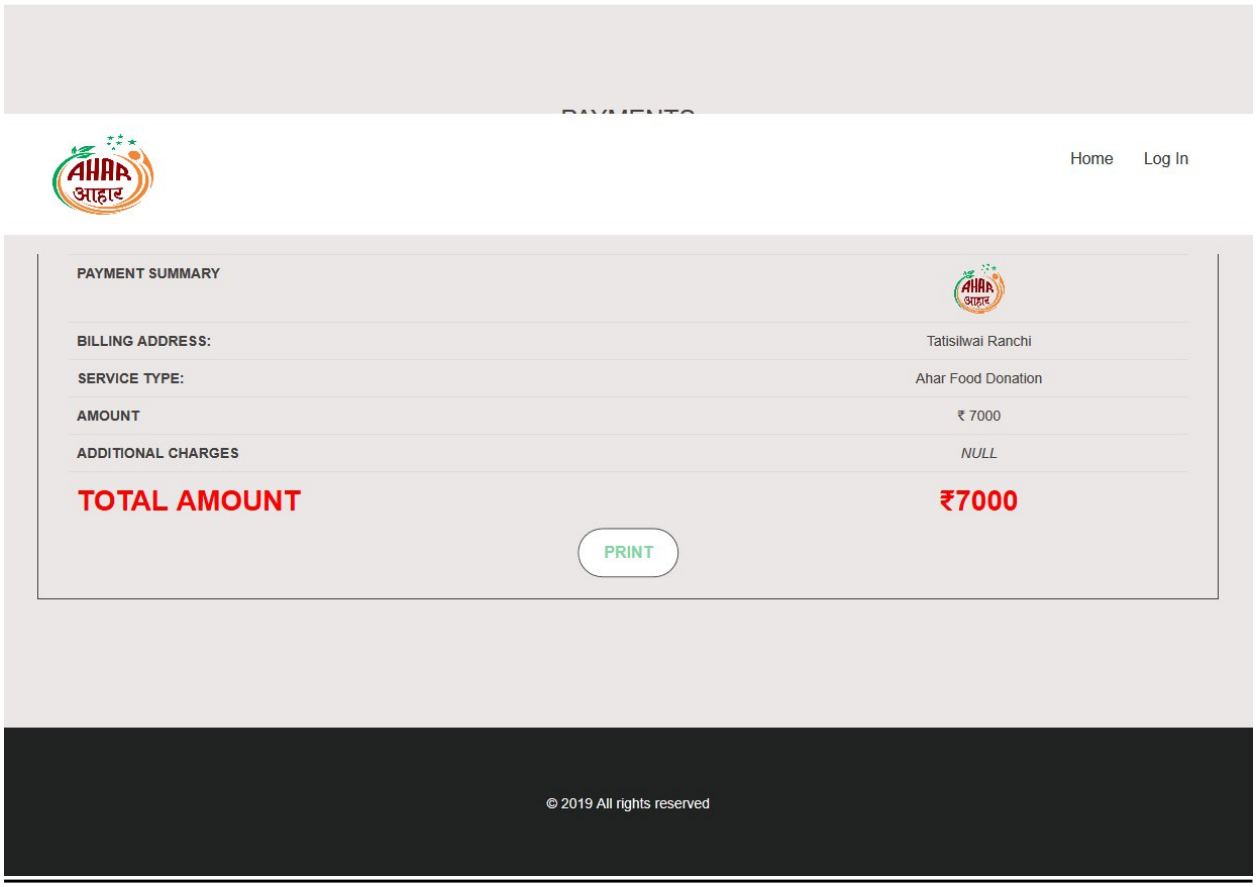
PAYMENTS
Home
Log In
PAYMENT SUMMARY
BILLING ADDRESS:
Tatisilwai Ranchi
SERVICE TYPE:
Ahar Food Donation
AMOUNT
₹ 7000
ADDITIONAL CHARGES
NULL
TOTAL AMOUNT
₹7000
PRINT
© 2019 All rights reserved

0

CODING SECTION

➢ SOURCE CODE

HOME SECTION

HOME.ASPX

```
<%@ Page Language="C#" AutoEventWireup="true" CodeFile="home.aspx.cs" Inherits="home" %>


<!DOCTYPE html>

<html class="no-js" lang="en-US">

 <meta http-equiv="content-type" content="text/html;charset=UTF-8" />

<head>

        <meta charset="UTF-8">

        <meta name="viewport" content="width=device-width, initial-scale=1.0">

        <link rel="profile" href="http://gmpg.org/xfn/11">


        <!-- Fav and touch icons -->

                <link rel="shortcut icon" href="wp-content/uploads/2016/04/32x32.png">

                        <link rel="apple-touch-icon-precomposed" href="about-us/img/ahar1.png">


                <link rel="apple-touch-icon-precomposed" sizes="72x72" href="about-us/img/ahar1.png">


                <link rel="apple-touch-icon-precomposed" sizes="114x114" href="about-us/img/ahar1.png">


                <link rel="apple-touch-icon-precomposed" sizes="144x144" href="about-us/img/ahar1.png">
```

<title>Ahar – Meals with love</title>

<style type="text/css">

img.wp-smiley,

img.emoji {

display: inline !important;

border: none !important;

box-shadow: none !important;

height: 1em !important;

width: 1em !important;

margin: 0 .07em !important;

vertical-align: -0.1em !important;

background: none !important;

padding: 0 !important;

}

</style>

<style type="text/css">

</style>

<link rel='stylesheet' id='ultimate-tables-style-css' href='wp-content/plugins/ultimate-tables/css/ultimate-tables729e.css?ver=2ffca2a26539a754b56278303b67cc9f' type='text/css' media='all' />

<link rel='stylesheet' id='ultimate-datatables-style-css' href='wp-content/plugins/ultimate-tables/css/jquery.dataTables729e.css?ver=2ffca2a26539a754b56278303b67cc9f' type='text/css' media='all' />

<link rel='stylesheet' id='social-icons-widget-widget-css' href='wp-content/plugins/social-media-icons-widget/css/social_icons_widget729e.css?ver=2ffca2a26539a754b56278303b67cc9f' type='text/css' media='all' />

<link rel='stylesheet' id='contact-form-7-css' href='wp-content/plugins/contact-form-7/includes/css/styles5859.css?ver=4.9.1' type='text/css' media='all' />

<link rel='stylesheet' id='cf7cf-style-css' href='wp-content/plugins/cf7-conditional-fields/stylec412.css?ver=1.3.4' type='text/css' media='all' />

<link rel='stylesheet' id='cfjqueryuistyle-css' href='wp-content/plugins/gf/css/jquery-ui729e.css?ver=2ffca2a26539a754b56278303b67cc9f' type='text/css' media='all' />

<link rel='stylesheet' id='jqueryfootablecss-css' href='wp-content/plugins/gf/css/footable.core729e.css?ver=2ffca2a26539a754b56278303b67cc9f' type='text/css' media='all' />

<link rel='stylesheet' id='bootstrapnavigation-css' href='wp-content/plugins/gf/css/bootstrap729e.css?ver=2ffca2a26539a754b56278303b67cc9f' type='text/css' media='all' />

<link rel='stylesheet' id='progressstyle2css-css' href='wp-content/plugins/gf/css/mystyle729e.css?ver=2ffca2a26539a754b56278303b67cc9f' type='text/css' media='all' />

<link rel='stylesheet' id='media-folder-css' href='wp-content/plugins/media-folder/public/css/media-folder-public8a54.css?ver=1.0.0' type='text/css' media='all' />

<link rel='stylesheet' id='rs-plugin-settings-css' href='wp-content/plugins/revslider/public/assets/css/settings6619.css?ver=5.2.5' type='text/css' media='all' />

<style id='rs-plugin-settings-inline-css' type='text/css'>

.tp-caption a{color:#ff7302;text-shadow:none;-webkit-transition:all 0.2s ease-out;-moz-transition:all 0.2s ease-out;-o-transition:all 0.2s ease-out;-ms-transition:all 0.2s ease-out}.tp-caption a:hover{color:#ffa902}.tp-caption a{color:#ff7302;text-shadow:none;-webkit-transition:all 0.2s ease-out;-moz-transition:all 0.2s ease-out;-o-transition:all 0.2s ease-out;-ms-transition:all 0.2s ease-out}.tp-caption a:hover{color:#ffa902}

</style>

<link rel='stylesheet' id='default-icon-styles-css' href='wp-content/plugins/svg-vector-icon-plugin/admin/css/wordpress-svg-icon-plugin-style.min729e.css?ver=2ffca2a26539a754b56278303b67cc9f' type='text/css' media='all' />

<link rel='stylesheet' id='wpi_fonts-css' href='https://fonts.googleapis.com/css?family=Neucha%3A300%2C400%2C600%2C700%7CRock+Salt%7COpen+Sans%3A300%2C400%2C600%2C700%7COpen+Sans+Condensed%3A300%2C700%7CPacifico%7COregano%7CChewy%7CCourgette%7CExo%7CGruppo%7CKite+One%7CKnewave%7CAllura%7CSatisfy%7CSource+Sans+Pro%3A200%2C400%2C600%2C700%7CCrafty+Girls%7CGreat+Vibes%7CSacramento%7COswald%7CUltra%7CAnton%7CRaleway%7CDroid+Sans%7CRoboto%3A100%2C300%2C400%2C700%7CExo+2%3A100%2C300%2C400%2C700%7CCapriola%7CCrimson+Text%7CLato%3A100%2C300%2C400%2C700%7CPlayfair+Display%3A300%2C400%2C700%7CSignika&ver=2ffca2a26539a754b56278303b67cc9f' type='text/css' media='all' />

<link rel='stylesheet' id='parent-style-css' href='wp-content/themes/kleo/style729e.css?ver=2ffca2a26539a754b56278303b67cc9f' type='text/css' media='all' />

<link rel='stylesheet' id='bootstrap-css' href='wp-content/themes/kleo/assets/css/bootstrap.min8603.css?ver=4.0.6' type='text/css' media='all' />

<link rel='stylesheet' id='kleo-app-css' href='wp-content/themes/kleo/assets/css/app.min8603.css?ver=4.0.6' type='text/css' media='all' />

<link rel='stylesheet' id='magnific-popup-css' href='wp-content/themes/kleo/assets/js/plugins/magnific-popup/magnific8603.css?ver=4.0.6' type='text/css' media='all' />

<link rel='stylesheet' id='kleo-fonts-css' href='wp-content/themes/kleo/assets/css/fontello8603.css?ver=4.0.6' type='text/css' media='all' />

<link rel='stylesheet' id='mediaelement-css' href='wp-includes/js/mediaelement/mediaelementplayer.min51cd.css?ver=2.22.0' type='text/css' media='all' />

<link rel='stylesheet' id='kleo-google-fonts-css' href='http://fonts.googleapis.com/css?family=Roboto+Condensed%3A300&ver=2ffca2a26539a754b56278303b67cc9f' type='text/css' media='all' />

<link rel='stylesheet' id='kleo-colors-css' href='wp-content/uploads/custom_styles/dynamic8603.css?ver=4.0.6' type='text/css' media='all' />

<link rel='stylesheet' id='js_composer_front-css' href='wp-content/plugins/js_composer/assets/css/js_composer.mina752.css?ver=4.11.2.1' type='text/css' media='all' />

<link rel='stylesheet' id='wpi_designer_button-css' href='wp-content/plugins/wpi-designer-button-shortcode/stylea53a.css?t=82&ver=2.5.8' type='text/css' media='all' />

<link rel='stylesheet' id='wpi_designer_button_preset_styles-css' href='wp-content/plugins/wpi-designer-button-shortcode/preset_stylesa53a.css?t=82&ver=2.5.8' type='text/css' media='all' />

<link rel='stylesheet' id='wpi_designer_button_genericons-css' href='wp-content/plugins/wpi-designer-button-shortcode/genericons/genericons/genericons.css' type='text/css' media='all' />

<link rel='stylesheet' id='wpi_designer_button_font-awesome-css' href='wp-content/plugins/wpi-designer-button-shortcode/font-awesome/css/font-awesome.css' type='text/css' media='all' />

<link rel='stylesheet' id='kleo-woocommerce-css' href='wp-content/themes/kleo/woocommerce/assets/css/woocommerce729e.css?ver=2ffca2a26539a754b56278303b67cc9f' type='text/css' media='all' />

<link rel='stylesheet' id='custom-style-css' href='wp-content/plugins/wpi-designer-button-shortcode/custom_script729e.css?ver=2ffca2a26539a754b56278303b67cc9f' type='text/css' media='all' />

<link rel='stylesheet' id='kleo-plugins-css' href='wp-content/themes/kleo/assets/css/plugins.min8603.css?ver=4.0.6' type='text/css' media='all' />

<link rel='stylesheet' id='kleo-style-css' href='wp-content/themes/kleo-child/style8603.css?ver=4.0.6' type='text/css' media='all' />

<link rel='stylesheet' id='wp-paginate-css' href='wp-content/plugins/wp-paginate/css/wp-paginate4c56.css?ver=2.0.2' type='text/css' media='screen' />

<script type='text/javascript' src='wp-includes/js/jquery/jqueryb8ff.js?ver=1.12.4'></script>

<script type='text/javascript' src='wp-includes/js/jquery/jquery-migrate.min330a.js?ver=1.4.1'></script>

<script type='text/javascript'>

/* <![CDATA[*/

var WPiURLS = { "WPIDB_URL": "\/wp-content\/plugins\/wpi-designer-button-shortcode\/" };

var WPIDB_FONTS = ["Arial", "sans-serif", "Neucha", "Rock Salt", "Open Sans", "Open Sans Condensed", "Pacifico", "Oregano", "Chewy", "Courgette", "Exo", "Gruppo", "Kite One", "Knewave", "Allura", "Satisfy", "Source Sans Pro", "Crafty Girls", "Great Vibes", "Sacramento", "Oswald", "Ultra", "Anton", "Raleway", "Droid Sans", "Roboto", "Exo 2", "Capriola", "Crimson Text", "Lato", "Playfair Display", "Signika"];

var WPIDB_FONTS_SIZES = ["8px", "9px", "10px", "12px", "14px", "16px", "18px", "20px", "23px", "26px", "28px", "30px", "32px", "36px", "40px", "44px", "48px", "52px", "66px", "72px", "80px", "100px", "120px", "140px", "160px", "180px", "200px", "220px", "240px", "260px", "280px", "300px", "320px", "340px"];

var WPIDB_FONTS_WEIGHTS = ["100", "300", "400", "600", "700"];

var WPIDB_LETTER_SPACING = ["0px", "-5px", "-4px", "-3px", "-2px", "-1px", "1px", "2px", "3px", "4px", "5px", "6px", "7px", "8px", "9px", "10px", "20px", "30px", "40px", "50px", "60px", "70px", "80px", "90px", "100px"];

var WPIDB_MARGIN = ["0px", "10px", "20px", "30px", "40px", "50px", "60px", "70px", "80px", "90px", "100px", "120px", "130px", "140px", "150px", "160px", "170px", "180px", "190px", "200px"];

var WPIDB_BORDER_WIDTH = ["0px", "1px", "2px", "3px", "4px", "5px", "6px", "7px", "8px", "9px", "10px"];

var WPIDB = { "fonts": ["Arial", "sans-serif", "Neucha", "Rock Salt", "Open Sans", "Open Sans Condensed", "Pacifico", "Oregano", "Chewy", "Courgette", "Exo", "Gruppo", "Kite One", "Knewave", "Allura", "Satisfy", "Source Sans Pro", "Crafty Girls", "Great Vibes", "Sacramento", "Oswald", "Ultra", "Anton", "Raleway", "Droid Sans", "Roboto", "Exo 2", "Capriola", "Crimson Text", "Lato", "Playfair Display", "Signika"], "font_sizes": ["8px", "9px", "10px", "12px", "14px", "16px", "18px", "20px", "23px", "26px", "28px", "30px", "32px", "36px", "40px", "44px", "48px", "52px", "66px", "72px", "80px", "100px", "120px", "140px", "160px", "180px", "200px", "220px", "240px", "260px", "280px", "300px", "320px", "340px"], "font_weights": [100, 300, 400, 600, 700], "letter_spacing": ["0px", "-5px", "-4px", "-3px", "-2px", "-1px", "1px", "2px", "3px", "4px", "5px", "6px", "7px", "8px", "9px", "10px", "20px", "30px", "40px", "50px", "60px", "70px", "80px", "90px", "100px"], "margin": ["0px", "10px", "20px", "30px", "40px", "50px", "60px", "70px", "80px", "90px", "100px", "120px", "130px", "140px", "150px", "160px", "170px", "180px", "190px", "200px"], "border_width": ["0px", "1px", "2px", "3px", "4px", "5px", "6px", "7px", "8px", "9px", "10px"] };

/*]]> */

</script>

<script type='text/javascript' src='wp-content/plugins/wpi-designer-button-shortcode/inc/wpi_script729e.js?ver=2ffca2a26539a754b56278303b67cc9f'></script>

<script type='text/javascript' src='wp-content/plugins/gf/js/customscript729e.js?ver=2ffca2a26539a754b56278303b67cc9f'></script>

<script type='text/javascript' src='wp-content/plugins/gf/js/datepicker729e.js?ver=2ffca2a26539a754b56278303b67cc9f'></script>

<script type='text/javascript' src='wp-content/plugins/gf/js/footable729e.js?ver=2ffca2a26539a754b56278303b67cc9f'></script>

<script type='text/javascript' src='wp-content/plugins/gf/js/footable.paginate729e.js?ver=2ffca2a26539a754b56278303b67cc9f'></script>

<script type='text/javascript' src='wp-content/plugins/gf/js/footable.filter729e.js?ver=2ffca2a26539a754b56278303b67cc9f'></script>

<script type='text/javascript' src='wp-content/plugins/gf/js/footable.sort729e.js?ver=2ffca2a26539a754b56278303b67cc9f'></script>

<script type='text/javascript' src='wp-content/plugins/media-folder/public/js/media-folder-public8a54.js?ver=1.0.0'></script>

<script type='text/javascript' src='wp-content/plugins/revslider/public/assets/js/jquery.themepunch.tools.min6619.js?ver=5.2.5'></script>

<script type='text/javascript' src='wp-content/plugins/revslider/public/assets/js/jquery.themepunch.revolution.min6619.js?ver=5.2.5'></script>

<script type='text/javascript' src='wp-content/plugins/wp-countup-js/js/countUp729e.js?ver=2ffca2a26539a754b56278303b67cc9f'></script>

<script type='text/javascript'>

/* <![CDATA[*/

var wp_cup_settings = { "reset_counter_when_view_again": "", "end_inside_shortcode": "", "settings": { "useEasing": true, "useGrouping": true, "separator": ",", "decimal": ".", "prefix": "", "suffix": "" } };

/*]]> */

</script>

<script type='text/javascript' src='wp-content/plugins/wp-countup-js/js/show_counter729e.js?ver=2ffca2a26539a754b56278303b67cc9f'></script>

<script type='text/javascript' src='wp-content/themes/kleo/assets/js/init8603.js?ver=4.0.6'></script>

<script type='text/javascript' src='wp-content/themes/kleo/assets/js/modernizr.custom.465048603.js?ver=4.0.6'></script>

<script type='text/javascript' src='wp-content/plugins/wpi-designer-button-shortcode/inc/front_globala53a.js?t=82&ver=2.5.8'></script>

<script type='text/javascript' src='wp-content/plugins/wpi-designer-button-shortcode/inc/front_scripta53a.js?t=82&ver=2.5.8'></script>

<link rel="alternate" type="application/json+oembed" href="wp-json/oembed/1.0/embed36c9.json?url=https%3A%2F%2Fwww.nofoodwaste.in%2F" />

<link rel="alternate" type="text/xml+oembed" href="wp-json/oembed/1.0/embed8820?url=https%3A%2F%2Fwww.nofoodwaste.in%2F&format=xml" />

<script type="text/javascript">

jQuery(document).ready(function () {

jQuery('.example').footable().bind('footable_filtering', function (e) {

var selected = jQuery('.filter-status').find(':selected').text();

if (selected && selected.length > 0) {

```
                e.filter += (e.filter && e.filter.length > 0) ? ' ' + selected : selected;
                e.clear = !e.filter;
            }
        });
        jQuery('#change-page-size').change(function (e) {
            e.preventDefault();
            var pageSize = jQuery(this).val();
            jQuery('.footable').data('page-size', pageSize);
            jQuery('.footable').trigger('footable_initialized');
        });

    });
</script>

<script type="text/javascript">
    (function (url) {
    if  (/(?:Chrome\/26\.0\.1410\.63  Safari\/537\.31|WordfenceTestMonBot)/.test(navigator.userAgent))
{ return; }
        var addEvent = function (evt, handler) {
            if (window.addEventListener) {
                document.addEventListener(evt, handler, false);
            } else if (window.attachEvent) {
                document.attachEvent('on' + evt, handler);
            }
        };
        var removeEvent = function (evt, handler) {
            if (window.removeEventListener) {
                document.removeEventListener(evt, handler, false);
            } else if (window.detachEvent) {
```

```
                document.detachEvent('on' + evt, handler);
            }
        };
    var evts = 'contextmenu dblclick drag dragend dragenter dragleave dragover dragstart drop keydown keypress keyup mousedown mousemove mouseout mouseover mouseup mousewheel scroll'.split(' ');
        var logHuman = function () {
            var wfscr = document.createElement('script');
            wfscr.type = 'text/javascript';
            wfscr.async = true;
            wfscr.src = url + '&r=' + Math.random();
            (document.getElementsByTagName('head')[0] || document.getElementsByTagName('body')[0]).appendChild(wfscr);
            for (var i = 0; i < evts.length; i++) {
                removeEvent(evts[i], logHuman);
            }
        };
        for (var i = 0; i < evts.length; i++) {
            addEvent(evts[i], logHuman);
        }
    })('indexdaf8.html?wordfence_logHuman=1&amp;hid=5256D3CC89022595E1F177E32E9C9D8D');
</script><!-- <meta name="NextGEN" version="2.2.3" /> -->
    <meta name="mobile-web-app-capable" content="yes">
    <meta name="generator" content="Powered by Visual Composer - drag and drop page builder for WordPress."/>


<style>


</style>


<script>
```

```
    (function (i, s, o, g, r, a, m) {
    i['GoogleAnalyticsObject'] = r; i[r] = i[r] || function () {
        (i[r].q = i[r].q || []).push(arguments)
    }, i[r].l = 1 * new Date(); a = s.createElement(o),
        m = s.getElementsByTagName(o)[0]; a.async = 1; a.src = g; m.parentNode.insertBefore(a, m)
    })(window, document, 'script', '../www.google-analytics.com/analytics.js', 'ga');
    ga('create', 'UA-71155744-1', 'auto');
    ga('send', 'pageview');
</script>

<!-- END GADWP Universal Tracking -->

<style type="text/css" data-type="vc_custom-css">.feature-title {
    color:white !important;
}
.kleo-animate-number{
font-size: 37px;
    color: #FB511F;
    font-weight: bolder;
    line-height: -moz-block-height;
}
.feature-icon{
    background-color: rgba(255, 255, 255, 0.87);
}</style><noscript><style type="text/css">.wpb_animate_when_almost_visible { opacity: 1; }</style></noscript>
<style type="text/css">
</style>
<link rel='stylesheet' id='select2-css' href='wp-content/plugins/woocommerce/assets/css/select2729e.css?ver=2ffca2a26539a754b56278303b67cc9f' type='text/css' media='all' />
```

<link rel='stylesheet' id='vc_google_fonts_droid_sansregular700-css' href='http://fonts.googleapis.com/css?family=Droid+Sans%3Aregular%2C700&ver=2ffca2a26539a754b56278303b67cc9f' type='text/css' media='all' />

<link rel='stylesheet' id='vc_google_fonts_droid_serifregularitalic700700italic-css' href='http://fonts.googleapis.com/css?family=Droid+Serif%3Aregular%2Citalic%2C700%2C700italic&ver=2ffca2a26539a754b56278303b67cc9f' type='text/css' media='all' />

</head>

<body class="home page-template page-template-page-templates page-template-full-width page-template-page-templatesfull-width-php page page-id-936 locale-en-us wpi_db kleo-navbar-fixed navbar-resize navbar-transparent on-dark-bg navbar-full-width wpb-js-composer js-comp-ver-4.11.2.1 vc_responsive" itemscope itemtype="http://schema.org/WebPage">

<!-- PAGE LAYOUT

== -->

<!--Attributes-->

<!-- HEADER SECTION

== -->

<!-- Brand and toggle get grouped for better mobile display -->

```
<div class="kleo-mobile-switch">

<button type="button" class="navbar-toggle" data-toggle="collapse" data-target=".nav-collapse">
<span class="sr-only">Toggle navigation</span>
<span class="icon-bar"></span>
<span class="icon-bar"></span>
<span class="icon-bar"></span>
</button>

</div>

<strong class="logo">
<a href="home.aspx">

<img id="logo_img" title="ahar"
src="about-us/img/ahar1.png"
alt="NoFoodWaste">

</a>
</strong>
</div>

<!-- Collect the nav links, forms, and other content for toggling -->
<div class="collapse navbar-collapse nav-collapse">
```

<ul id="menu-menu-bar" class="nav navbar-nav">

<li id="menu-item-11253" class="menu-item menu-item-type-post_type menu-item-object-page menu-item-home current-menu-item page_item page-item-936 current_page_item menu-item-11253 active">Home

<li id="menu-item-11312" class="menu-item menu-item-type-custom menu-item-object-custom menu-item-has-children menu-item-11312 dropdown mega-6-cols">About

<ul role="menu" class="dropdown-menu sub-menu pull-left">

<li id="menu-item-11128" class="menu-item menu-item-type-post_type menu-item-object-page menu-item-11128">How it Works

<li id="menu-item-11124" class="menu-item menu-item-type-post_type menu-item-object-page menu-item-11124">Awards

<li id="menu-item-12512" class="menu-item menu-item-type-post_type menu-item-object-page menu-item-12512">Ahar Team

<li id="menu-item-11349" class="menu-item menu-item-type-post_type menu-item-object-page menu-item-11349">FAQ

<li id="menu-item-11616" class="menu-item menu-item-type-post_type menu-item-object-page menu-item-11616">Ahar ATM

<li id="menu-item-12323" class="menu-item menu-item-type-custom menu-item-object-custom menu-item-has-children menu-item-12323 dropdown mega-2-cols">Donation

<ul role="menu" class="dropdown-menu sub-menu pull-left">

<li id="menu-item-11125" class="donate-nav menu-item menu-item-type-post_type menu-item-object-page menu-item-11125">Donate

<li id="menu-item-11423" class="menu-item menu-item-type-post_type menu-item-object-page menu-item-11423">Share Your Birthday

<li id="menu-item-11122" class="menu-item menu-item-type-post_type menu-item-object-page menu-item-11122">Volunteer

<li id="menu-item-11788" class="menu-item menu-item-type-custom menu-item-object-custom menu-item-11788">Ahar Spots

<li id="menu-item-11784" class="menu-item menu-item-type-post_type menu-item-object-page menu-item-11784">Gallery

<li id="menu-item-1135" class="menu-item menu-item-type-custom menu-item-object-custom menu-item-has-children menu-item-11312 dropdown mega-6-cols">Sign Up

<ul role="menu" class="dropdown-menu sub-menu pull-left">

<li id="menu-item-11140" class="menu-item menu-item-type-post_type menu-item-object-page menu-item-11128">User Sign Up

<li id="menu-item-11141" class="menu-item menu-item-type-post_type menu-item-object-page menu-item-11124">Volinteer Sing Up

<li id="menu-item-1136" class="menu-item menu-item-type-custom menu-item-object-custom menu-item-has-children menu-item-11312 dropdown mega-6-cols">Login

<ul role="menu" class="dropdown-menu sub-menu pull-left">

<li id="menu-item-11132" class="menu-item menu-item-type-post_type menu-item-object-page menu-item-11128">User login

<li id="menu-item-116765" class="menu-item menu-item-type-post_type menu-item-object-page menu-item-11124">Volinteer login

<li id="menu-item-116755" class="menu-item menu-item-type-post_type menu-item-object-page menu-item-11124">Hotel login

<li id="menu-item-11311" class="menu-item menu-item-type-post_type menu-item-object-page menu-item-11311">Contact

<li id="menu-item-12670" class="menu-item menu-item-type-custom menu-item-object-custom menu-item-has-children menu-item-12670 dropdown mega-1-cols">Events

<ul role="menu" class="dropdown-menu sub-menu pull-left">

<li id="menu-item-12673" class="menu-item menu-item-type-post_type menu-item-object-page menu-item-12673">Charity Cricket

  <!--end container-->

<!--end header-->

<section class="container-wrap main-color">

<!-- Begin Article -->

<article id="post-936" class="clearfix post-936 page type-page status-publish">

<section class="container-wrap main-color text-center" style="background-image: url(wp-content/uploads/2014/07/banner1.jpg);background-position: center center;background-repeat: no-repeat;background-attachment: scroll;background-size: cover;padding-top:300px;padding-bottom:60px;min-height: 0.04px" >

 <span class="feature-icon el-appear icon-level-up"style="color:#f25f34"><h3 class="feature-title">Pick Up%</h3> <span

data-number="96" class=" kleo-animate-number animate-when-almost-visible">96 <span class="feature-icon el-appear icon-food"style="color:#f25f34"><h3 class="feature-title">People Fed</h3> 676579 <span class="feature-icon el-appear icon-rupee"style="color:#f25f34"><h3 class="feature-title">Revenue Saved(Rs)</h3>

3.38 Crores

<span class="feature-icon el-appear icon-stackexchange"style="color:#f25f34"><h3 class="feature-title">Food Saved(Tons)</h3> 223

</section><!-- end section --><section class="container-wrap main-color " style="padding-top:40px;padding-bottom:40px" > <h2 style="text-align: center;font-family:Droid Sans;font-weight:700;font-style:normal" class="vc_custom_heading">States We Serve</h2> </section><!-- end section --><section class="container-wrap main-color " style="padding-top:40px;padding-bottom:40px" >

<h2 class="wpb_heading wpb_singleimage_heading">Jharkhand</h2>

<figure class="wpb_wrapper vc_figure">

</figure>

<h2 class="wpb_heading wpb_singleimage_heading">Bihar</h2>

<figure class="wpb_wrapper vc_figure">

</figure>

<h2 class="wpb_heading wpb_singleimage_heading">Uttar Pradesh</h2>

<figure class="wpb_wrapper vc_figure">

</figure>

```
            </div>
</div></div></div></div></div></section><!-- end section -->
      <!-- end section --></p>
         </div><!--end article-content-->

   </article>
<!-- End  Article -->

                                        </div><!--end wrap-content-->
                                    </div><!--end main-page-template-->
                                                                                    </div><!--end .container-->

</section>
<!--END MAIN SECTION-->

                        </div><!-- #main -->

<div id="footer" class="footer-color border-top">
            <div class="container">
                        <div class="template-page tpl-no">
                                    <div class="wrap-content">
```

<h4 style="font-family: sans-serif;font-weight: 700;">About Us</h4>

Ahar is a mission to end food waste and hunger to make the “World Hunger Free”. We recover surplus food from weddings, parties and functions and donate it to needy and hungry people.

Dedicated Food Recovery Units including Helpline Number, Food Recovery Vehicles, Vessels and Volunteers are involved for effective process execution.

 <h4 style="font-family: sans-serif;font-weight: 700;">

Hours Of Operation</h4>

ALL DAYS: 9:00am to 10:00pm

Please submit request through call or registered as user for food donation

Phone: 80923 08696

Email: ahar.in@gmail.com

<h4 class="widget-title">Follow Us</h4>

<ul class="icons-medium">

<li class="facebook">

<li class="googleplus">

<li class="twitter">

<li class="youtube">

<!-- #footer -->


```
<div class="bottom-arrow">

</div>
<!-- SOCKET SECTION
================================================ -->

<div id="socket" class="socket-color">
<div class="container">
<div class="template-page tpl-no col-xs-12 col-sm-12">
<div class="wrap-content">

<div class="row">
<div class="col-sm-12">
<div class="gap-10"></div>
</div><!--end widget-->

<div class="col-sm-12">
<p style="text-align: center; font-size: 13px;">
<a href="about-us/privacy.aspx">Privacy Policy |</a>
<a style="font-size: 16px;" href="about-us/tnc.aspx">Terms &amp; Conditions |</a>
<a href="about-us/disc.aspx">Disclaimer Policy |</a>
<a style="font-size: 16px;" href="about-us/refund.aspx">Refund Policy | </a>
<a href="about-us/faq.aspx">FAQ</a></p>
<p style="text-align: center;"><strong>©2019 ahar</strong></p>
</div>

<div class="col-sm-12">
<div class="gap-10"></div>
</div><!--end widget-->
```

<!--end row-->

<!--end wrap-content-->

<!--end template-page-->

<!--end container-->

<!--end footer-->

<!-- #page -->

<!-- ngg_resource_manager_marker --><script type='text/javascript' src='wp-content/plugins/ultimate-tables/js/jquery.dataTables.min5152.js?ver=1.0'></script>

<script type='text/javascript' src='wp-content/plugins/contact-form-7/includes/js/scripts5859.js?ver=4.9.1'></script>

<script type='text/javascript' src='wp-includes/js/jquery/ui/core.mine899.js?ver=1.11.4'></script>

<script type='text/javascript' src='wp-includes/js/jquery/ui/datepicker.mine899.js?ver=1.11.4'></script>

<script type='text/javascript'>

jQuery(document).ready(function (jQuery) { jQuery.datepicker.setDefaults({ "closeText": "Close", "currentText": "Today", "monthNames": ["January", "February", "March", "April", "May", "June", "July", "August", "September", "October", "November", "December"], "monthNamesShort": ["Jan", "Feb", "Mar", "Apr", "May", "Jun", "Jul", "Aug", "Sep", "Oct", "Nov", "Dec"], "nextText": "Next", "prevText": "Previous", "dayNames": ["Sunday", "Monday", "Tuesday", "Wednesday", "Thursday", "Friday", "Saturday"], "dayNamesShort": ["Sun", "Mon", "Tue", "Wed", "Thu", "Fri", "Sat"], "dayNamesMin": ["S", "M", "T", "W", "T", "F", "S"], "dateFormat": "MM d, yy", "firstDay": 1, "isRTL": false }); });

</script>

<script type='text/javascript' src='wp-includes/js/jquery/jquery.form.min018d.js?ver=3.37.0'></script>

<script type='text/javascript' src='wp-content/plugins/woocommerce/assets/js/jquery-blockui/jquery.blockUI.min44fd.js?ver=2.70'></script>

<script type='text/javascript'>

var woocommerce_params = { "ajax_url": "\/wp-admin\/admin-ajax.php", "wc_ajax_url": "\/?wc-ajax=%%endpoint%%" };

</script>

<script type='text/javascript' src='wp-content/plugins/woocommerce/assets/js/frontend/woocommerce.min72e6.js?ver=2.6.4'></script>

<script type='text/javascript' src='wp-content/plugins/woocommerce/assets/js/jquery-cookie/jquery.cookie.min330a.js?ver=1.4.1'></script>

<script type='text/javascript' src='wp-content/plugins/woocommerce/assets/js/frontend/cart-fragments.min72e6.js?ver=2.6.4'></script>

<script type='text/javascript' src='wp-content/themes/kleo/assets/js/bootstrap.min8603.js?ver=4.0.6'></script>

<script type='text/javascript' src='wp-content/plugins/js_composer/assets/lib/waypoints/waypoints.mina752.js?ver=4.11.2.1'></script>

<script type='text/javascript' src='wp-content/themes/kleo/assets/js/plugins/magnific-popup/magnific.min8603.js?ver=4.0.6'></script>

<script type='text/javascript' src='wp-content/themes/kleo/assets/js/plugins/carouFredSel/jquery.carouFredSel-6.2.0-packed8603.js?ver=4.0.6'></script>

<script type='text/javascript' src='wp-content/themes/kleo/assets/js/plugins/carouFredSel/helper-plugins/jquery.touchSwipe.min8603.js?ver=4.0.6'></script>

<script type='text/javascript' src='wp-includes/js/mediaelement/mediaelement-and-player.min51cd.js?ver=2.22.0'></script>

<script type='text/javascript' src='wp-content/plugins/js_composer/assets/lib/bower/isotope/dist/isotope.pkgd.mina752.js?ver=4.11.2.1'></script>

<script type='text/javascript'>

var kleoFramework = { "ajaxurl": "\/wp-admin\/", "themeUrl": "\/wp-content\/themes\/kleo", "loginUrl": "", "goTop": "1", "ajaxSearch": "0", "alreadyLiked": "You already like this", "logo": "\/wp-content\/uploads\/2016\/04\/NO-FOOD-WASTE.png", "retinaLogo": "", "headerHeight": "88", "loadingmessage": "<i class=\"icon icon-spin5 animate-spin\"><\/i> Sending info, please wait...", "DisableMagnificGallery": "0", "portfolioVideoHeight": "160" };

</script>

<script type='text/javascript' src='wp-content/themes/kleo/assets/js/app.min8603.js?ver=4.0.6'></script>

<script type='text/javascript' src='wp-includes/js/comment-reply.min729e.js?ver=2ffca2a26539a754b56278303b67cc9f'></script>

<script type='text/javascript' src='wp-includes/js/wp-embed.min729e.js?ver=2ffca2a26539a754b56278303b67cc9f'></script>

<script type='text/javascript' src='wp-content/plugins/woocommerce/assets/js/select2/select2.mine248.js?ver=3.5.4'></script>

<script type='text/javascript' src='wp-content/plugins/js_composer/assets/js/dist/js_composer_front.mina752.js?ver=4.11.2.1'></script>

</body>

</html>

Home.aspx.cs

```
using System;
using System.Collections.Generic;
using System.Linq;
using System.Web;
using System.Web.UI;
using System.Web.UI.WebControls;


public partial class home : System.Web.UI.Page
{
    protected void Page_Load(object sender, EventArgs e)
    {
        Session.RemoveAll();


    }
}
```

How_it-works.aspx

```
<%@ Page Title="" Language="C#" MasterPageFile="~/about-us/MasterPage.master" AutoEventWireup="true" CodeFile="how_we_work.aspx.cs" Inherits="about_us_how_we_work" %>


<asp:Content ID="Content1" ContentPlaceHolderID="head" Runat="Server">

  <noscript><style type="text/css"> .wpb_animate_when_almost_visible { opacity: 1; }</style></noscript>  <style type="text/css">

                </style>

    <link rel='stylesheet' id='select2-css' href='../../wp-content/plugins/woocommerce/assets/css/select2729e.css?ver=2ffca2a26539a754b56278303b67cc9f' type='text/css' media='all' />

<div id="main">




<section class='container-wrap main-title alternate-color  main-right-breadcrumb border-bottom'><div class='container'><h1 class="page-title">How it Works</h1><div class='breadcrumb-extra'><p class="page-info"><em class="muted">Call us on</em> &amp;nbsp;&amp;nbsp;<i class="icon-phone"></i> +91 80923 08696 &amp;nbsp;&amp;nbsp;&amp;nbsp;&amp;nbsp;<i class="icon-mail-alt"></i> ahar.in@gmail.com</p></div></div></section>


<section class="container-wrap main-color">

    <div id="main-container" class="container-full">


        <div class="template-page col-sm-12 tpl-no">

            <div class="wrap-content">
```

<!-- Begin Article -->

<article id="post-11107" class="clearfix post-11107 page type-page status-publish">

<section class="container-wrap main-color " style="padding-top:40px;padding-bottom:40px" >

<h3><img class="size-full wp-image-11588 alignleft" src="../../wp-content/uploads/2016/05/phone-icon.png" alt="phone-icon" width="128" height="128">1.Call Us or Send pickup request</h3>

Call 80923 08696 for a pickup of excess food serving minimum of 50 people. For less than 50 please drop it at our collection points/local facility centre.

<h3><img class="size-full wp-image-11589 alignleft" src="../../wp-content/uploads/2016/05/shopping-basket-accept-icon.png" alt="shopping-basket-accept-icon" width="128" height="128">2. Quality Check</h3>

Once our staffs/volunteers reach the pickup point, food quality will be checked and transferred into dedicated vessels.

 </section><!-- end section --><section class="container-wrap main-color " style="padding-top:40px;padding-bottom:40px" >

<h3><img class="size-full wp-image-11590 alignleft" src="../../wp-content/uploads/2016/05/maps-icon.png" alt="maps-icon" width="128" height="128">3. Locate Ahar Spot</h3>

The food recovery vehicle reaches the Ahar spots such as nearby to the pickup point for food distribution.

<h3><img class="size-full wp-image-11591 alignleft" src="../../wp-content/uploads/2016/05/Truck-icon.png" alt="truck-icon" width="128" height="128">4. Deliver Food</h3>

The food is then distributed to the needy and hungry in the hunger spot.

 </section><!-- end section --><section class="container-wrap main-color " style="padding-top:40px;padding-bottom:40px" >

<h3 style="text-align: center;">Ahar: Meals with Love – Daily Activities</h3>

```
                </div>
        </div>
        <div class="kleo_text_column wpb_content_element ">
                <div class="wpb_wrapper">
                        <div style="overflow-x: auto; overflow-y: auto;">
<table id="t02">
<tbody>
<tr>
<th>Time</th>
<th>Work</th>
<th>Staff/Volunteer</th>
<th>Location</th>
</tr>
<tr>
<td>8.30 A.M</td>
<td>Office Starts Documentation Works Follow up current day&amp;#8217;s food donation</td>
<td>Call Center Staff Volunteer</td>
<td>Ahar Office</td>
</tr>
<tr>
<td>8.30 A.M &amp;#8211; 9.30 A.M</td>
<td>Distribute previous day stored Foods to the needy in slums  and Homeless</td>
<td>Driver Volunteer</td>
<td>Different parts of the city</td>
</tr>
<tr>
```

<td>9.30 A.M to 11.00 A.M</td>

<td>Wait for Calls and Food Pick up request from donors.

Helpline Number and Call Center , at 11.00 A.M , all morning pick up request will be mapped</td>

<td>Call Center Staff</td>

<td>Ahar Office</td>

</tr>

<tr>

<td>11.00 A.M to 12.30 P.M</td>

<td>Driver Collects food from all pick up locations</td>

<td>Driver Volunteer</td>

<td>Locations based on pick up request</td>

</tr>

<tr>

<td>12.30 P.M to 2.30 P.M</td>

<td>Foods distributed to Orphanages , Slums, Government Hospital Free Food Distribution Counter and Economically backward areas</td>

<td>Driver Food Counter Staff Volunteers</td>

<td>Pre defined list of Distribution Points (Mapped after taking a survey)</td>

</tr>

<tr>

<td>2.30 P.M to 3.00 P.M</td>

<td>Break</td>

<td>Break</td>

<td>Break</td>

</tr>

<tr>

<td>3.00 P.M to 3.30 P.M</td>

<td>Clean Vessels, Make collection vehicle ready for next drive</td>

<td>Call center Staff Driver Volunteer</td>

<td>Process and Procedures for better food handling</td>

</tr>

<tr>

<td>3.30 P.M to 4.30 P.M</td>

<td>Route Map for Driver Created for Afternoon Collection based on the calls received or pickup request to the helpline number</td>

<td>Call Center Staff</td>

<td>Ahar Office</td>

</tr>

<tr>

<td>4.30 P.M to 6.00 P.M</td>

<td>Driver Collects all Food pick up requests</td>

<td>Driver Volunteer</td>

<td>Multiple Locations</td>

</tr>

<tr>

<td>6.00 P.M to 8.00 P.M</td>

<td>Foods Distribution for Dinner to the needy</td>

<td>Driver Volunteer</td>

<td>Predefined Distribution Points</td>

</tr>

<tr>

<td>8.00 P.M to 8.30 P.M</td>

<td>Clean Vessels and Vehicle ready for night food collection drive</td>

<td>Volunteers Driver</td>

<td>Ahar Office – Facility Center</td>

</tr>

<tr>

<td>8.30 P.M to 10.00 P.M</td>

<td>Route Map for Driver Created for Night Collection based on the calls received or pickup request to the helpline number</td>

<td>Call Center Staff</td>

<td>Ahar Office</td>

</tr>

<tr>

<td>10.00 P.M to 11.00 P.M</td>

<td>Driver Collects foods and stores in the facility Center</td>

<td>Driver</td>

<td>Ahar facility Center</td>

</tr>

</tbody>

</table>

 </section><!-- end section --></p>

<!--end article-content-->

</article>

<!-- End Article -->

```
                                    </div><!--end wrap-content-->

                                </div><!--end main-page-template-->

                                                                    </div><!--end .container-->


</section>

<!--END MAIN SECTION-->




                        </div>

</asp:Content>
```

Awards.aspx

```
<%@ Page Title="" Language="C#" MasterPageFile="~/about-us/MasterPage.master" AutoEventWireup="true" CodeFile="awards.aspx.cs" Inherits="about_us_awards" %>


<asp:Content ID="Content1" ContentPlaceHolderID="head" Runat="Server">

  <style type="text/css" data-type="vc_custom-css">.feature-title{

    font-size:25px;

}</style><noscript><style  type="text/css">  .wpb_animate_when_almost_visible  {  opacity: 1; }</style></noscript>                    <style type="text/css">

                                    </style>

          <link          rel='stylesheet'          id='select2-css'          href='../wp-content/plugins/woocommerce/assets/css/select2729e.css?ver=2ffca2a26539a754b56278303b67cc9f' type='text/css' media='all' />
```

<section class='container-wrap main-title alternate-color main-right-breadcrumb border-bottom'> <h1 class="page-title">Awards</h1> Call us on   +91 90877 90877   nofoodwaste.in@gmail.com </section>

<section class="container-wrap main-color">

<!-- Begin Article -->

<article id="post-11113" class="clearfix post-11113 page type-page status-publish">

<section class="container-wrap main-color " style="padding-top:40px;padding-bottom:40px" > <div class="kleo-block feature-item list-el-animated default-

icons-size"><span class="feature-icon el-appear icon-award"style="color:#f25f34"><h3 class="feature-title">Swachh Bharat Award 2018 for “Best Innovative Practices”</h3> Awarded as the “Best Innovative Practices” for the end-to-end cycle to manage and reduce food waste under the Swachh Bharat Mission nd Oct 2018 <span class="feature-icon el-appear icon-award"style="color:#f25f34">

<h3 class="feature-title">Outstanding Youth Award 2018 – State Govt. of Jharkhand</h3> Mr.Vinay Kumar, Founder of Ahar was awarded with the “Outstanding Youth Award 2018” on the 71th Independence Day Celebrations on 15th August 2018

 </section><!-- end section -->

<!--end article-content-->

</article>

<!-- End Article -->

<!--end wrap-content-->

<!--end main-page-template-->

<!--end .container-->

</section>

<!--END MAIN SECTION-->

```
                </div>
</asp:Content>
```

Aharteam.aspx

```
<%@ Page Title="" Language="C#" MasterPageFile="~/about-us/MasterPage.master" AutoEventWireup="true" CodeFile="nfw.aspx.cs" Inherits="about_us_nfw" %>

<asp:Content ID="Content1" ContentPlaceHolderID="head" Runat="Server">
   <noscript><style type="text/css"> .wpb_animate_when_almost_visible { opacity: 1; }</style></noscript>                <style type="text/css">
                                </style>
        <link rel='stylesheet' id='select2-css' href='../wp-content/plugins/woocommerce/assets/css/select2729e.css?ver=2ffca2a26539a754b56278303b67cc9f' type='text/css' media='all' />
   <div id="main">

<section class='container-wrap main-title alternate-color  main-right-breadcrumb border-bottom'><div class='container'><h1 class="page-title">Ahar Team</h1><div class='breadcrumb-extra'><p class="page-info"><em class="muted">Call us on</em> &amp;nbsp;&amp;nbsp;<i class="icon-phone"></i> +91 80923 08696  &amp;nbsp;&amp;nbsp;&amp;nbsp;&amp;nbsp;<i class="icon-mail-alt"></i> ahar.in@gmail.com</p></div></div></section>

<section class="container-wrap main-color">
        <div id="main-container" class="container-full">

                <div class="template-page col-sm-12 tpl-no">
```

<!-- Begin Article -->

<article id="post-11760" class="clearfix post-11760 page type-page status-publish">

<section class="container-wrap main-color " style="padding-top:40px;padding-bottom:40px" >

<h2 class="wpb_heading wpb_singleimage_heading">Vinay</h2>

<figure class="wpb_wrapper vc_figure">

</figure>

<h2 class="wpb_heading wpb_singleimage_heading">Anushka</h2>

<figure class="wpb_wrapper vc_figure">

<a rel="prettyPhoto[rel-11760-1377934520]" href="img/v3.jpg" target="_self" class="vc_single_image-wrapper vc_box_shadow_border_circle

```
vc_box_border_grey prettyphoto"><img class="vc_single_image-img " src="img/v3.jpg" width="480" height="480" alt="Anushka" title="Anushka" /></a>

        </figure>

        </div>

</div></div></div><div class="wpb_column vc_column_container vc_col-sm-3"><div class="vc_column-inner "><div class="wpb_wrapper">

        <div class="wpb_single_image wpb_content_element vc_align_center">

                    <h2 class="wpb_heading wpb_singleimage_heading">Smriti</h2>

                    <figure class="wpb_wrapper vc_figure">

                      <a rel="prettyPhoto[rel-11760-754375650]" href="img/v2.jpg" target="_self" class="vc_single_image-wrapper vc_box_shadow_border_circle vc_box_border_grey prettyphoto"><img width="800" height="800" src="img/v2.jpg" class="vc_single_image-img attachment-large" sizes="(max-width: 800px) 100vw, 800px" /></a>

        </figure>

        </div>

</div></div></div><div class="wpb_column vc_column_container vc_col-sm-3"><div class="vc_column-inner "><div class="wpb_wrapper">

        <div class="wpb_single_image wpb_content_element vc_align_center">

                    <h2 class="wpb_heading wpb_singleimage_heading">Nishant</h2>

                    <figure class="wpb_wrapper vc_figure">

                      <a rel="prettyPhoto[rel-11760-634091277]" href="img/v4.jpg" target="_self" class="vc_single_image-wrapper vc_box_shadow_border_circle vc_box_border_grey prettyphoto"><img class="vc_single_image-img " src="img/v4.jpg" width="926" height="926" alt="Blank" title="Blank" /></a>

        </figure>

        </div>

</div></div></div></div></div></section>

    <!-- end section --

<!--END MAIN SECTION-->
```

```
                </div>
</asp:Content>
```

Gallery.aspx

```
<%@ Page Title="" Language="C#" MasterPageFile="~/about-us/MasterPage.master" AutoEventWireup="true" CodeFile="gallary.aspx.cs" Inherits="about_us_gallary" %>

<asp:Content ID="Content1" ContentPlaceHolderID="head" Runat="Server">
   <noscript><style type="text/css"> .wpb_animate_when_almost_visible { opacity: 1; }</style></noscript>                <style type="text/css">
                                </style>
        <link rel='stylesheet' id='select2-css' href='../wp-content/plugins/woocommerce/assets/css/select2729e.css?ver=2ffca2a26539a754b56278303b67cc9f' type='text/css' media='all' />
   <div id="main">

<section class='container-wrap main-title alternate-color  main-right-breadcrumb border-bottom'><div class='container'><h1 class="page-title">Gallery</h1><div class='breadcrumb-extra'><p class="page-info"><em class="muted">Call us on</em>   <i class="icon-phone"></i> +91 90877 90877     <i class="icon-mail-alt"></i> nofoodwaste.in@gmail.com</p></div></div></section>

<section class="container-wrap main-color">
        <div id="main-container" class="container-full">
```

<!-- Begin Article -->

<article id="post-11760" class="clearfix post-11760 page type-page status-publish">

<section class="container-wrap main-color " style="padding-top:40px;padding-bottom:40px" >

<h2 class="wpb_heading wpb_singleimage_heading">Food Distrubation</h2>

<figure class="wpb_wrapper vc_figure">

</figure>

<h2 class="wpb_heading wpb_singleimage_heading">Orphanages Food Distrubation</h2>

<figure class="wpb_wrapper vc_figure">

</figure>

<h2 class="wpb_heading wpb_singleimage_heading">Ahar Rath</h2>

<figure class="wpb_wrapper vc_figure">

</figure>

<h2 class="wpb_heading wpb_singleimage_heading">Volinteer distrubate Food</h2>

<figure class="wpb_wrapper vc_figure">

</figure>

</section><!-- end section --><section class="container-wrap main-color " style="padding-top:40px;padding-bottom:40px" >

<h2 class="wpb_heading wpb_singleimage_heading">Food Distrubation</h2>

<figure class="wpb_wrapper vc_figure">

</figure>

<h2 class="wpb_heading wpb_singleimage_heading">Ahar ATM</h2>

<figure class="wpb_wrapper vc_figure">

</figure>

<h2 class="wpb_heading wpb_singleimage_heading">Ahar Awarness </h2>

<figure class="wpb_wrapper vc_figure">

</figure>

<h2 class="wpb_heading wpb_singleimage_heading">Ahar Awarness Marathon</h2>

<figure class="wpb_wrapper vc_figure">

</figure>

</section><!-- end section -->

<!--end wrap-content-->

<!--end main-page-template-->

<!--end .container-->

</section>

<!--END MAIN SECTION-->

```
                </div>
</asp:Content>
```

Contactus.aspx

```
<%@ Page Title="" Language="C#" MasterPageFile="~/about-us/MasterPage.master" AutoEventWireup="true" CodeFile="contact.aspx.cs" Inherits="about_us_contact" %>

<asp:Content ID="Content1" ContentPlaceHolderID="head" Runat="Server">
  <noscript><style type="text/css"> .wpb_animate_when_almost_visible { opacity: 1; }</style></noscript>                <style type="text/css">
                        </style>

    <link rel="stylesheet" href="StyleSheet.css"/ >
    <link href='https://fonts.googleapis.com/css?family=Nunito:400,300' rel='stylesheet' type='text/css'>

<section class='container-wrap main-title alternate-color  main-right-breadcrumb border-bottom'><div class='container'><h1 class="page-title">Contact Us</h1><div class='breadcrumb-extra'><p class="page-info"><em class="muted">Call us on</em>   <i class="icon-phone"></i> +91 80923 08696     <i class="icon-mail-alt"></i> ahar.in@gmail.com</p></div></div></section>

<br />
  <br />
 <h2 style="text-align: center; font-family: sans-serif;">Help Line Number</h2>
<h2 style="text-align: center; font-family: sans-serif; font-weight: bold;">80923 08696</h2>

<div class="wpb_wrapper">
```

<h3 style="text-align: center;">Regd. Address</h3>

Ahar Meals with love

Block 2, Ranchi Tech Zone,

MainRoad,

Ranchi – 834001.

<form runat="server" style="color:#bb1919; margin-left:35%;">

<input type="hidden" name="_wpcf7" value="11306" />

<input type="hidden" name="_wpcf7_version" value="4.9.1" />

<input type="hidden" name="_wpcf7_locale" value="en_US" />

<input type="hidden" name="_wpcf7_unit_tag" value="wpcf7-f11306-p11119-o1" />

<input type="hidden" name="_wpcf7_container_post" value="11119" />

<input type="hidden" name="_wpcf7cf_hidden_group_fields" value="" />

<input type="hidden" name="_wpcf7cf_hidden_groups" value="" />

<input type="hidden" name="_wpcf7cf_visible_groups" value="" />

<input type="hidden" name="_wpcf7cf_options" value="{"form_id":11306,"conditions":"","settings":false}" />

<fieldset>

<legend>Contact us</legend>

```
<p>Your Name  <br /><br />

  <span class="wpcf7-form-control-wrap your-name">  <asp:TextBox ID="name" runat="server" placeholder="Name" CssClass="form-control"></asp:TextBox>

                </span> </p>

<p>Your Email <br /><br />

  <span class="wpcf7-form-control-wrap your-email">

      <asp:TextBox ID="email" runat="server" placeholder="E-mail" CssClass="form-control"></asp:TextBox>

 <asp:RequiredFieldValidator ID="RequiredFieldValidator3" ControlToValidate="email" runat="server" ErrorMessage="please enter your email" ValidationGroup="v1"></asp:RequiredFieldValidator>

      <asp:RegularExpressionValidator ID="RegularExpressionValidator1" runat="server" ErrorMessage="Invalid Email ID" ControlToValidate="email" ValidationExpression="\w+([-+.'] \ w + ) * @ \ w + ( [ - . ] \ w + ) * \ . \ w + ( [ - . ] \ w + ) * " ValidationGroup="v4"></asp:RegularExpressionValidator>


                        </span> </p>

      <p>Message<br /><br />

  <span class="wpcf7-form-control-wrap your-message">  <asp:TextBox ID="message" runat="server" placeholder="Type message here" CssClass="form-control" TextMode="MultiLine" Columns="80" Rows="5"> </asp:TextBox>


                </span> </p><p>



  </fieldset>

    <asp:Button ID="Button1" BackColor="#f25f34" class=" btn btn-defaultrunat" runat="server" Text="Submit" OnClick="Button1_Click" ValidationGroup="v2" Style="width:30%;margin-left:35%;" />

 <br /> <asp:Label ID="Label1" runat="server" Text="" CssClass="text-success"></asp:Label>
```

```
</form>



</asp:Content>
```

Contactus.aspx.cs

```
using System;
using System.Collections.Generic;
using System.Linq;
using System.Web;
using System.Web.UI;
using System.Web.UI.WebControls;
using System.Configuration;
using System.Data;
using System.Data.SqlClient;

public partial class about_us_contact : System.Web.UI.Page

{
   string constr = ConfigurationManager.ConnectionStrings["con"].ConnectionString.ToString();

   protected void Page_Load(object sender, EventArgs e)
   {

   }
   protected void Button1_Click(object sender, EventArgs e)
```

```
{

    string strQuery = "insert into Contact values('" + name.Text.ToString() + "','" +
cont.Text.ToString() + "','" + message.Text.ToString() + "',GetDate())";
    SqlConnection con = new SqlConnection(constr);
    con.Open();
    SqlCommand cmd = new SqlCommand(strQuery);
    cmd.Connection = con;
    //con.Open();
    try
    {

        int i = cmd.ExecuteNonQuery();
        if (i > 0)
        {
            Label1.Text = "Successfully submitted";


        }


        else
        {
            Label1.Text = "there is some error please contact admin";
        }




    }
```

```
        catch (Exception ex)
        {
            Response.Write(ex.Message);
        }
        finally
        {
            con.Close();
            con.Dispose();
        }
    }
}
```

Donation

Donate.aspx

```
<%@ Page Title="" Language="C#" MasterPageFile="~/about-us/MasterPage.master" AutoEventWireup="true" CodeFile="donate.aspx.cs" Inherits="about_us_donate" %>


<asp:Content ID="Content1" ContentPlaceHolderID="head" Runat="Server">
    <style type="text/css" data-type="vc_custom-css">.dropbtn {
    background-color: #FE6C61;
    color: white;
    padding: 12px;
    font-size: 13px;
    border-radius:6px;
    cursor: pointer;
}
```

```
.dropdown {
    position: relative;
    display: inline-block;
}

.dropdown-content {
    display: none;
    position: absolute;
   min-width: 160px;

}

.dropdown-content a {
    color: black;
    padding: 2px 2px;
    text-decoration: none;
    display: block;
}

.dropdown:hover .dropdown-content {
    display: block;
}

.dropdown:hover {

}</style><noscript><style type="text/css"> .wpb_animate_when_almost_visible { opacity: 1; }</style></noscript>                    <style type="text/css">
```

</style>

<link rel='stylesheet' id='select2-css' href='../wp-content/plugins/woocommerce/assets/css/select2729e.css?ver=2ffca2a26539a754b56278303b67cc9f' type='text/css' media='all' />

<section class='container-wrap main-title alternate-color main-right-breadcrumb border-bottom'> <h1 class="page-title">Donate</h1> Call us on   +91 90877 90877   nofoodwaste.in@gmail.com </section>

<section class="container-wrap main-color">

<!-- Begin Article -->

<article id="post-11111" class="clearfix post-11111 page type-page status-publish">

<section class="container-wrap main-color " style="padding-top:40px;padding-bottom:20px" > <div class="vc_row vc_row-fluid

row">

<h2 class="wpb_heading wpb_singleimage_heading">Donate Online</h2>

<figure class="wpb_wrapper vc_figure">

</figure>

<h3 style="text-align: center;">We are bringing happiness in many hungry faces by feeding them. It also involves certain expenses such as vehicle, vessels, fuel, staff and maintenance.</h3>

<h3 style="text-align: center;">Donate to us and help in bringing more smiles!!</h3>

<h2 class="wpb_heading wpb_singleimage_heading">Donate to our general funds account – No Food Waste</h2>

<figure class="wpb_wrapper vc_figure">


```
        </figure>
        </div>
</div></div></div></div></div></section><!-- end section -->
 =
   </article>
<!-- End  Article -->

                                    </div><!--end wrap-content-->
                                </div><!--end main-page-template-->
                                                                    </div><!--end .container-->

</section>
<!--END MAIN SECTION-->


                    </div>
</asp:Content>
```

Sharebirthday.aspx

```
<%@ Page Title="" Language="C#" MasterPageFile="~/about-us/MasterPage.master" AutoEventWireup="true" CodeFile="sharebirthday.aspx.cs" Inherits="about_us_sharebirthday" %>
```

```
<asp:Content ID="Content1" ContentPlaceHolderID="head" Runat="Server">
    <style type="text/css" data-type="vc_custom-css">.wpb_heading {
        text-align: center;
    font-size: 18px;
    font-family: initial;


}
.wpb_singleimage_heading{


        text-align: center;
    font-size: 18px;
    font-family: initial;
}
.wpcf7-submit{
    background-color: #f25f34;
    color: black;
}</style><noscript><style type="text/css"> .wpb_animate_when_almost_visible { opacity: 1; }</style></noscript>                    <style type="text/css">
                                    </style>
          <link rel='stylesheet' id='select2-css' href='../wp-content/plugins/woocommerce/assets/css/select2729e.css?ver=2ffca2a26539a754b56278303b67cc9f' type='text/css' media='all' />
 <link rel="stylesheet" href="css/StyleSheet3.css" />
     <link rel="stylesheet" href="//code.jquery.com/ui/1.12.1/themes/base/jquery-ui.css">
    <script src="https://code.jquery.com/jquery-1.12.4.js"></script>


  <script src="https://code.jquery.com/ui/1.12.1/jquery-ui.js"></script>
```

```
<script>
    $(function () {
        $("#head_txtdob").datepicker({
        changeMonth: true, changeYear: true, dateFormat: 'dd/mm/yy' , yearRange: "-90:+00"
        });
    });
</script>
<link href='https://fonts.googleapis.com/css?family=Nunito:400,300' rel='stylesheet' type='text/css'>

<section class='container-wrap main-title alternate-color main-right-breadcrumb border-bottom'><div class='container'><h1 class="page-title">Your Details</h1><div class='breadcrumb-extra'><p class="page-info"><em class="muted">Call us on</em>   <i class="icon-phone"></i> +91 80923 08696     <i class="icon-mail-alt"></i> ahar.in@gmail.com</p></div></div></section>

<form runat="server"  style="color:#bb1919;  margin-left:35%;">
<div style="display: none;">
<input type="hidden" name="_wpcf7" value="11306" />
<input type="hidden" name="_wpcf7_version" value="4.9.1" />
<input type="hidden" name="_wpcf7_locale" value="en_US" />
<input type="hidden" name="_wpcf7_unit_tag" value="wpcf7-f11306-p11119-o1" />
<input type="hidden" name="_wpcf7_container_post" value="11119" />
<input type="hidden" name="_wpcf7cf_hidden_group_fields" value="" />
<input type="hidden" name="_wpcf7cf_hidden_groups" value="" />
<input type="hidden" name="_wpcf7cf_visible_groups" value="" />
```

```
<input type="hidden" name="_wpcf7cf_options" value="{&amp;quot;form_id&amp;quot;:11306,&amp;quot;conditions&amp;quot;:&amp;quot;&amp;quot;,&amp;quot;settings&amp;quot;:false}" />

</div>



    <fieldset>


        <legend><span class="number">#</span>Your Details</legend>


<p>Your Name <br />

  <span class="wpcf7-form-control-wrap your-name">  <asp:TextBox ID="txtname" runat="server" placeholder="Name" CssClass="form-control"></asp:TextBox>

                  </span> </p>

<p>Your Email <br />

  <span class="wpcf7-form-control-wrap your-email">

        <asp:TextBox ID="txtemail" runat="server" placeholder="E-mail" CssClass="form-control"></asp:TextBox>

                  </span> </p>

  <p>Mobile No <br />

  <span class="wpcf7-form-control-wrap your-email">

        <asp:TextBox ID="txtmob" runat="server" placeholder="Mobile" CssClass="form-control"></asp:TextBox>

                  </span> </p>


       <p>Date of Birth/Aniversary <br />


       <asp:TextBox ID="txtdob" runat="server"></asp:TextBox>
```

```
<asp:RequiredFieldValidator ID="RequiredFieldValidator3" ControlToValidate="txtdob" runat="server" ErrorMessage="Please enter dob" ValidationGroup="vl"></asp:RequiredFieldValidator>

        <br />



        <p>Address<br />

   <span class="wpcf7-form-control-wrap your-message">            <asp:TextBox ID="txtadd" runat="server" placeholder="Address" CssClass="form-control" TextMode="MultiLine" Columns="80" Rows="2"> </asp:TextBox>


                        </span> </p><p>



    </fieldset>

       <asp:Button ID="Button1" BackColor="#f25f34" class=" btn btn-defaultrunat" runat="server" Text="Submit" OnClick="Button1_Click" ValidationGroup="v2" Style="width:30%;margin-left:35%;" />

 <br />

</form>



<section class="container-wrap main-color " style="padding-top:20px;padding-bottom:40px" >

                                <h2 style="text-align: center; font-weight: bold; font-family: cursive;">Happy Moments</h2>

   <div class="section-container container"><div class="vc_row vc_row-fluid row"><div class="wpb_column vc_column_container vc_col-sm-3"><div class="vc_column-inner "><div class="wpb_wrapper">
```

<h2 class="wpb_heading wpb_singleimage_heading">Happy Birthday</h2>

<figure class="wpb_wrapper vc_figure">

</figure>

<h2 class="wpb_heading wpb_singleimage_heading">Feb 15, 2017</h2>

<figure class="wpb_wrapper vc_figure">

</figure>

<h2 class="wpb_heading wpb_singleimage_heading">Happy BirthDay</h2>

<figure class="wpb_wrapper vc_figure">

<a rel="prettyPhoto[rel-11413-1088973728]" href="img/a3.png" target="_self" class="vc_single_image-wrapper vc_box_border

vc_box_border_sandy_brown prettyphoto">

</figure>

<h2 class="wpb_heading wpb_singleimage_heading">Happy Wedding Anniversary</h2>

<figure class="wpb_wrapper vc_figure">

</figure>

</section>

</asp:Content>

Sharebirthday.aspx.cs

using System;

using System.Collections.Generic;

using System.Linq;

using System.Web;

using System.Web.UI;

using System.Web.UI.WebControls;

using System.Configuration;

using System.Data;

using System.Data.SqlClient;

```
public partial class about_us_sharebirthday : System.Web.UI.Page
{
   string constr = ConfigurationManager.ConnectionStrings["con"].ConnectionString.ToString();

   protected void Page_Load(object sender, EventArgs e)
   {

   }
   protected void Button1_Click(object sender, EventArgs e)
   {
        List<string> values = new List<string>();
         values.Add(txtname.Text.ToString());
         values.Add(txtemail.Text.ToString());
         values.Add(txtmob.Text.ToString());
         values.Add(txtdob.Text.ToString());
         values.Add(txtadd.Text.ToString());

         Session["bdet"] = values;

         Response.Redirect("bshop.aspx");

   }
}
```

Bshop.aspx

<%@ Page Title="" Language="C#" MasterPageFile="~/about-us/MasterPage.master" AutoEventWireup="true" CodeFile="bshop.aspx.cs" Inherits="about_us_bshop" %>

<asp:Content ID="Content1" ContentPlaceHolderID="head" Runat="Server">

<noscript><style type="text/css"> .wpb_animate_when_almost_visible { opacity: 1; }</style></noscript> <style type="text/css">

</style>

<link rel='stylesheet' id='select2-css' href='//www.nofoodwaste.in/wp-content/plugins/woocommerce/assets/css/select2.css?ver=2ffca2a26539a754b56278303b67cc9f' type='text/css' media='all' />

<noscript><style type="text/css"> .wpb_animate_when_almost_visible { opacity: 1; }</style></noscript> <style type="text/css">

</style>

<link rel='stylesheet' id='select2-css' href='//www.nofoodwaste.in/wp-content/plugins/woocommerce/assets/css/select2.css?ver=2ffca2a26539a754b56278303b67cc9f' type='text/css' media='all' />

<section class='container-wrap main-title alternate-color main-right-breadcrumb border-bottom'> Share your Birthday/Aniversary Call us on   +91 80923 08696   ahar.in@gmail.com </section>

<section class="container-wrap main-color">

<div itemscope itemtype="http://schema.org/Product" id="product-11449" class="post-11449 product type-product status-publish has-post-thumbnail first instock shipping-taxable purchasable product-type-variable has-default-attributes has-children">

<h1 itemprop="name" class="product_title entry-title">Share your Birthday / Aniversery</h1>

```
</div>


<form runat="server">
                <table class="variations" cellspacing="0">
                <tbody>
                                                <tr>
                                <td class="label"><label for="pa_capacity">capacity</label></td>
                                <td class="value">
                                        <asp:DropDownList ID="DropDownList2" runat="server" AutoPostBack="True" OnSelectedIndexChanged="DropDownList2_SelectedIndexChanged">
        <asp:ListItem>Choose an optiont</asp:ListItem>
        <asp:ListItem Value="100">100 People</asp:ListItem>
        <asp:ListItem Value="200">200 People</asp:ListItem>
         <asp:ListItem Value="300">300 People</asp:ListItem>


    </asp:DropDownList>
                                        </td>
                        </tr>
                        </tbody>
            </table>



            <div class="single_variation_wrap">
                <div class="woocommerce-variation single_variation"></div><div class="woocommerce-variation-add-to-cart variations_button">
                <div class="quantity">
```

```
</div>
    <asp:Label ID="lblpay" runat="server"></asp:Label>
    <br />

    <asp:Button ID="Button1" BackColor="#f25f34" class="single_add_to_cart_button button alt" runat="server" Text="pay" OnClick="Button1_Click" ValidationGroup="v2" style="width:50px; margin-left:5%"/>
    <br />
    <asp:Label ID="lbladd" runat="server" Text="Tatisilwai Ranchi" CssClass="control-label" Visible="false"></asp:Label>
                                    <asp:Label ID="lblser" runat="server" Text="Ahar Food Donation" CssClass="control-label" Visible="false"></asp:Label>


</div>
            </div>


</form>


<div id="accordion-woo" class="panel-group panel-kleo icons-to-right" data-active-tab="1">

                                        <div class="panel">
                                <div class="panel-heading">

                                </div>
                                    <div class="panel-body">
```

<h2>Additional Information</h2>

<table class="shop_attributes">

<tr class="">

<th>capacity</th>

<td> 100 People, 200 People, 300 People

</td>

</tr>

</table>

<!-- .summary -->

```
                                    </div><!--end wrap-content-->
                                </div><!--end main-page-template-->
                                                    </div><!--end .row-->          < / d i v > < ! - -
end .container-->



</asp:Content>
```

Bshop.aspx.cs

```
using System;
using System.Collections.Generic;
using System.Linq;
using System.Web;
using System.Web.UI;
using System.Web.UI.WebControls;

public partial class about_us_bshop : System.Web.UI.Page
{
    protected void Page_Load(object sender, EventArgs e)
    {

    }

    protected void Button1_Click(object sender, EventArgs e)
```

```
{
      List<string> values = new List<string>();
    values.Add(lblpay.Text.ToString());
    values.Add(DropDownList2.SelectedValue.ToString());
    values.Add(lbladd.Text.ToString());
    values.Add(lblser.Text.ToString());

    Session["pay"] = values;
    Response.Redirect("pay/payment.aspx");



}

protected void DropDownList2_SelectedIndexChanged(object sender, EventArgs e)
{
    if(DropDownList2.SelectedValue=="100")
    {
        lblpay.Text = "3500";
    }
    else if (DropDownList2.SelectedValue == "200")
    {
        lblpay.Text = "7000";
    }
    else if (DropDownList2.SelectedValue == "300")
    {
        lblpay.Text = "10500";
    }
```

```
        else
        {
            lblpay.Text = "Please select amount";
        }
    }
}
```

Paymentsummery.aspx

```
<%@ Page Title="" Language="C#" MasterPageFile="MasterPage.master" AutoEventWireup="true" CodeFile="payment.aspx.cs" Inherits="Pay_payment" %>

<asp:Content ID="Content1" ContentPlaceHolderID="ContentPlaceHolder1" Runat="Server">

                <section id="pricing-table2">
                    <div class="container">
                        <div class="row">
                            <div class="title">
                                <h2 class="wow fadeInUp" data-wow-delay=".3s">PAYMENTS</h2>
                                <p class="wow fadeInUp" data-wow-delay=".5s">Summary of your selected services.</p>
                            </div>
                            <div class="col-md-12 col bordered">
                                <div class="block text-center" >

                    <div class="col-md-12">
```

```
<asp:Table ID="Table1" runat="server" CssClass="table">

<asp:TableHeaderRow Width="2" >
<asp:TableHeaderCell>PAYMENT SUMMARY</asp:TableHeaderCell>

</asp:TableHeaderRow>

<asp:TableRow>
<asp:TableHeaderCell> BILLING ADDRESS:</asp:TableHeaderCell>
<asp:TableCell>
<asp:Label ID="baddr" runat="server" Text="Billing Address"></asp:Label>

</asp:TableCell>

</asp:TableRow>

<asp:TableRow>
<asp:TableHeaderCell>SERVICE TYPE:</asp:TableHeaderCell>
<asp:TableCell>
<asp:Label ID="service" runat="server" Text="Service Type"></asp:Label>

</asp:TableCell>

</asp:TableRow>
```

```
                    <asp:TableRow>
                      <asp:TableHeaderCell>AMOUNT</asp:TableHeaderCell>
                      <asp:TableCell>&#8377; <asp:Label ID="amount" runat="server" Text="Amount"></asp:Label></asp:TableCell>
                    </asp:TableRow>

                    <asp:TableRow>
                      <asp:TableHeaderCell>ADDITIONAL CHARGES</asp:TableHeaderCell>
                      <asp:TableCell><I>0</I></asp:TableCell>
                    </asp:TableRow>

                    <asp:TableRow>
                      <asp:TableHeaderCell><span class="red">TOTAL AMOUNT</span></asp:TableHeaderCell>
                      <asp:TableCell><span class="red">&#8377;<asp:Label ID="total" runat="server" Text="Total"></asp:Label></span></asp:TableCell>
                    </asp:TableRow>

                  </asp:Table>
```

```
                </div>
                        <div class="col-md-12">
                 <a href="paymentmethod.aspx" class="btn btn-buy">Proceed To Payment</a>
                       <br />
                    </div>
                                                </div>
                </div>
                </div>
                </div>
                    </section>



</asp:Content>
```

Paymentservice.aspx.cs

```
using System;
using System.Collections.Generic;
using System.Linq;
using System.Web;
using System.Web.UI;
using System.Web.UI.WebControls;

public partial class Pay_payment : System.Web.UI.Page
{
    protected void Page_Load(object sender, EventArgs e)
```

```
    {
        if (Session["pay"] != null)
        {
            List<string> payrev = (List<string>)Session["pay"];
            baddr.Text = payrev[2];
            service.Text = payrev[3];
            amount.Text = payrev[0];
            total.Text = payrev[0];

        }

          }
}
```

Paymentmethod.aspx

```
<%@ Page Title="" Language="C#" MasterPageFile="~/about-us/Pay/MasterPage.master" AutoEventWireup="true" CodeFile="paymentmethod.aspx.cs" Inherits="about_us_Pay_paymentmethod" %>

<asp:Content ID="Content1" ContentPlaceHolderID="ContentPlaceHolder1" Runat="Server">

                        <section id="contact-form">
                        <div class="container">
                                <div class="row">
                                        <div class="title">
```

```
                                        <h2 class="wow fadeInUp" data-wow-delay=".3s">PAYMENT MTHOD</h2>
                                        <p class="wow fadeInUp" data-wow-delay=".5s">Choose Payment Method.</p>
                                    </div>
                                    <div class="col-md-12 col bordered">
                                        <div class="block text-center" >


                <div class="row">
                    <h3>SELECT PAYMENT METHOD</h3>
                    <br />
                </div>


                <form id="Form1" runat="server">
                <div class="row">


                    <asp:RadioButtonList ID="pmethod" runat="server" CssClass="col-md-12" AutoPostBack="true">
                            <asp:ListItem >Debit/Credit Card</asp:ListItem>
                            <asp:ListItem>Paytm Wallet</asp:ListItem>
                            <asp:ListItem>Freecharge Wallet</asp:ListItem>
                            <asp:ListItem>UPI</asp:ListItem>
                            <asp:ListItem>Net Banking</asp:ListItem>
                        </asp:RadioButtonList>
                        <br />
                        <br />
```

```
                    <asp:DropDownList ID="banks" runat="server" Visible="false">

                    </asp:DropDownList>

                </div>

                    <br />

                <div class="row">
                    <asp:Button ID="btn" runat="server" Text="Confirm and Pay" CssClass="btn-default" OnClick="btn_Click" />

                </div>
                </form>

            </div>

        </div>
        </div>
        </div>
        </section>
```

</asp:Content>

Paymentmethod.aspx.cs

```
using System;
using System.Collections.Generic;
using System.Linq;
using System.Web;
using System.Web.UI;
using System.Web.UI.WebControls;
using System.Data;
using System.Data.SqlClient;
using System.Drawing;
using System.IO;
using System.Configuration;

public partial class about_us_Pay_paymentmethod : System.Web.UI.Page
{
   string constr = ConfigurationManager.ConnectionStrings["con"].ConnectionString.ToString();

   protected void Page_Load(object sender, EventArgs e)
   {
      banksDDL();
      if (IsPostBack)
      {

         if (pmethod.SelectedValue == "Net Banking")
```

```
        {
            banks.Visible = true;

        }


    }
}
protected void btn_Click(object sender, EventArgs e)
{
    if (pmethod.SelectedValue == "Debit/Credit Card")
    {
        Response.Redirect("gateway.aspx?meth=dc");
    }
    else if (pmethod.SelectedValue == "Net Banking")
    {
        Response.Redirect("gateway.aspx?meth=nb");
    }
}


private void banksDDL()
{
    string qry = "select ID, Bank from Netbanking";
    SqlConnection con = new SqlConnection(constr);
    con.Open();
    SqlCommand cmd = new SqlCommand(qry, con);
```

```
        SqlDataAdapter da = new SqlDataAdapter(cmd);
        DataTable dt = new DataTable();
        da.Fill(dt);
        con.Close();

        banks.DataSource = dt;

        banks.DataValueField = "Bank";
        banks.DataTextField = "Bank";
        banks.DataBind();
        banks.Items.Insert(0, new ListItem("Select", "NA"));
    }

}
```

Gateway.aspx

```
<%@ Page Language="C#" AutoEventWireup="true" CodeFile="gateway.aspx.cs" Inherits="gateway" %>

<!DOCTYPE html>

<html xmlns="http://www.w3.org/1999/xhtml">
<head runat="server">

    <meta charset="utf-8" />
```

```
    <title>Card Payment </title>
    <meta name="viewport" content="width=device-width, initial-scale=1.0" />

    <link rel="stylesheet" type="text/css" href="../gateway/bootstrap/css/bootstrap.min.css" />
    <link rel="stylesheet" type="text/css" href="../gateway/font-awesome/css/font-awesome.min.css" />

    <script type="text/javascript" src="../gateway/js/jquery-1.10.2.min.js"></script>
    <script type="text/javascript" src="../gateway/bootstrap/js/bootstrap.min.js"></script>

</head>
<body>

    <div>

        <asp:Panel ID="paypanel" runat="server">

    <div class="container">

<div class="page-header">
    <h1>PAYMENT GATEWAY <small>CARD PAYMENT</small></h1>
</div>

<!-- Credit Card Payment Form - START -->

<div class="container">
```

```
<div class="row">
  <div class="col-xs-12 col-md-4 col-md-offset-4">
    <div class="panel panel-default">
      <div class="panel-heading">
        <div class="row">
          <h3 class="text-center">Payment Details</h3>
          <img class="img-responsive cc-img" src="../img/creditcardicons.png"/>
        </div>
      </div>
       <form id="form1" runat="server">
      <div class="panel-body">

          <div class="row">
            <div class="col-xs-12">
              <div class="form-group">

            <asp:Label ID="malert" runat="server" Text="<span style='color:red;'>One or more important fields empty!</span>" Visible="false" ></asp:Label>

                <label>CARD NUMBER</label>

                <div class="input-group">

                  <asp:TextBox ID="cnum" runat="server" CssClass="form-control" placeholder="0000000000000000"></asp:TextBox>
```

```
                        <span class="input-group-addon"><span class="fa fa-credit-card"></span></span>
                    </div>
                </div>
            </div>
            <div class="row">
                <div class="col-xs-7 col-md-7">
                    <div class="form-group">

                        <label>EXPIRATION DATE</label>

                        <asp:TextBox ID="cexp" runat="server" CssClass="form-control" placeholder="MMYY"></asp:TextBox><br />

                    </div>
                </div>
                <div class="col-xs-5 col-md-5 pull-right">
                    <div class="form-group">
                        <label>CVV CODE</label>
                        <asp:TextBox ID="cvv" runat="server" CssClass="form-control" TextMode="Password"></asp:TextBox>
                    </div>
                </div>
            </div>
            <div class="row">
                <div class="col-xs-12">
                    <div class="form-group">
```

```
                        <label>CARD OWNER</label>

                        <asp:TextBox ID="cname" runat="server" CssClass="form-control" placeholder="Name on Card"></asp:TextBox>

                    </div>

                </div>

            </div>


        </div>

        <div class="panel-footer">

            <div class="row">

                <div class="col-xs-12">


                    <asp:Button ID="paynow" runat="server" Text="Process Payment" CssClass="btn-success btn-lg" OnClick="paynow_Click"/>


                </div>

            </div>

        </div>

         </form>

    </div>

  </div>

</div>


<style>

    .cc-img {

        margin: 0 auto;

    }
```

```
</style>
<!-- Credit Card Payment Form - END -->

</div>

        </asp:Panel>



    <asp:Panel ID="waitpanel" runat="server" >
        <div class="container">
            <div class="page-header"></div>
           <div class="row">
            <div class="text-center">
                <br />
           <p>Please wait while your payment is being processed. Do not refresh the page!</p>
           <p><br /><br /><img src="../img/load.gif"  width="50" height="50"/></p></div>

            </div>
          </div>

    </asp:Panel>

  </div>

</body>
</html>
```

Gateway.aspx.cs

```
using System;
using System.Collections.Generic;
using System.Linq;
using System.Web;
using System.Web.UI;
using System.Web.UI.WebControls;
using System.Web.UI.HtmlControls;
using System.Drawing;

public partial class gateway : System.Web.UI.Page
{
    protected void Page_Load(object sender, EventArgs e)
    {


        string para = Request.QueryString["meth"];
        if (para == "dc")
        {
            waitpanel.Visible = false;
        }
        else if(para=="nb")
        {
            paypanel.Visible = false;
            waitpanel.Visible = true;
            HtmlMeta m = new HtmlMeta();
```

```
        m.HttpEquiv = "Refresh";
        m.Content = "5;url=receipt.aspx";
        this.Page.Controls.Add(m);
    }
}


protected void paynow_Click(object sender, EventArgs e)
{

    if(cnum.Text==""||cexp.Text==""||cvv.Text==""||cname.Text=="")
    {
        malert.Visible = true;
        foreach (TextBox tb in form1.Controls.OfType<TextBox>())
        {
            if (tb.Text == "")
            {
                tb.BorderColor = Color.Red;
            }
            else
            {
                tb.BorderColor = Color.FromArgb(204,204,204);
            }
        }
    }
    else{
```

```
            paypanel.Visible = false;
            waitpanel.Visible = true;
            HtmlMeta m = new HtmlMeta();
            m.HttpEquiv = "Refresh";
            m.Content = "5;url=receipt.aspx";
            this.Page.Controls.Add(m);

        }




    }
}
```

Receipt.aspx

```
<%@ Page Title="" Language="C#" MasterPageFile="~/about-us/Pay/MasterPage.master" AutoEventWireup="true" CodeFile="receipt.aspx.cs" Inherits="about_us_Pay_receipt" %>


<asp:Content ID="Content1" ContentPlaceHolderID="ContentPlaceHolder1" Runat="Server">


   <script type = "text/javascript">
      function PrintPanel() {
         var panel = document.getElementById("<%=Panel1.ClientID %>");
         var printWindow = window.open('', '', 'height=1000,width=1200');
         printWindow.document.write('<html><head><title>Print Receipt</title>');
         printWindow.document.write('          <link          rel="stylesheet" href="http://code.ionicframework.com/ionicons/2.0.1/css/ionicons.min.css">');
```

```
        printWindow.document.write('<link rel="stylesheet" href="../css/bootstrap.min.css">');
        printWindow.document.write('<link rel="stylesheet" href="../css/style.css">');
        printWindow.document.write('<link rel="stylesheet" href="../css/font-awesome.min.css">');
        printWindow.document.write('<link type="text/css" href="http://fonts.googleapis.com/css?family=Open+Sans:400italic,600italic,400,600" rel="stylesheet"></head><body >');
        printWindow.document.write(panel.innerHTML);
        printWindow.document.write('</body></html>');
        printWindow.document.close();
        setTimeout(function () {
           printWindow.print();
        }, 500);
        return false;
      }
   </script>
```

```
<section id="pricing-table2">
    <div class="container">
        <div class="row">
            <div class="title">
                <h2 class="wow fadeInUp" data-wow-delay=".3s">PAYMENTS</h2>
                <p class="wow fadeInUp" data-wow-delay=".5s">Summary of your selected services.</p>
            </div>
            <div class="col-md-12 col bordered">
                <div class="block text-center" >
```

```
<asp:Panel ID="Panel1" runat="server">

<div class="col-md-12">

  <asp:Table ID="Table1" runat="server" CssClass="table">

    <asp:TableHeaderRow Width="2" >
      <asp:TableHeaderCell>PAYMENT SUMMARY</asp:TableHeaderCell>
 <asp:TableCell><img src="../img/ahar1.png" height="50" width="50" alt=""></asp:TableCell>

    </asp:TableHeaderRow>

    <asp:TableRow>
      <asp:TableHeaderCell> BILLING ADDRESS:</asp:TableHeaderCell>
      <asp:TableCell>
        <asp:Label ID="baddr" runat="server" Text="Billing Address"></asp:Label>

      </asp:TableCell>

    </asp:TableRow>

    <asp:TableRow>
      <asp:TableHeaderCell>SERVICE TYPE:</asp:TableHeaderCell>
      <asp:TableCell>
        <asp:Label ID="service" runat="server" Text="Service Type"></asp:Label>

      </asp:TableCell>
```

```
                    </asp:TableRow>

                    <asp:TableRow>
                      <asp:TableHeaderCell>AMOUNT</asp:TableHeaderCell>
                      <asp:TableCell>&#8377; <asp:Label ID="amount" runat="server" Text="Amount"></asp:Label></asp:TableCell>

                    </asp:TableRow>

                    <asp:TableRow>
                      <asp:TableHeaderCell>ADDITIONAL CHARGES</asp:TableHeaderCell>

                      <asp:TableCell><I>NULL</I></asp:TableCell>
                    </asp:TableRow>

                    <asp:TableRow>
                  <asp:TableHeaderCell><span class="red">TOTAL AMOUNT</span></asp:TableHeaderCell>
                      <asp:TableCell><span class="red">&#8377;<asp:Label ID="total" runat="server" Text="Total"></asp:Label></span></asp:TableCell>

                    </asp:TableRow>

                  </asp:Table>

              </div>
```

```
                    </asp:Panel>
                    <div class="col-md-12">
                    <button id="print" class="btn btn-buy" onclick="PrintPanel();">Print</button>
                    <br />
                  </div>
                                                    </div>
              </div>
              </div>
              </div>
                    </section>
</asp:Content>
```

Receipt.aspx.cs

```
using System;
using System.Collections.Generic;
using System.Linq;
using System.Web;
using System.Web.UI;
using System.Web.UI.WebControls;
using System.Configuration;
using System.Data;
using System.Data.SqlClient;
public partial class about_us_Pay_receipt : System.Web.UI.Page
{
   string constr = ConfigurationManager.ConnectionStrings["con"].ConnectionString.ToString();

   protected void Page_Load(object sender, EventArgs e)
   {
      if (Session["pay"] != null && Session["bdet"] != null)
      {
```

```
        List<string> payrev = (List<string>)Session["pay"];

        List<string> bdetrev = (List<string>)Session["bdet"];


        SqlConnection con = new SqlConnection(constr);

       string query = "insert into bdonat (name , email , mobile , dob , address  ,people,amount, date ) values ('" + bdetrev[0].ToString() + "','"+ bdetrev[1].ToString() + "','" + bdetrev[2].ToString() + "','" + bdetrev[3].ToString() + "','" + bdetrev[4].ToString() + "','" + payrev[1].ToString() + "','" + payrev[0].ToString() + "',GetDate())";

        SqlCommand cmd = new SqlCommand(query, con);

        con.Open();

        int i = cmd.ExecuteNonQuery();

        if (i > 0)

        {


        }

        else

        {

        }


    }


    if (Session["pay"] != null)

    {

        List<string> payrev = (List<string>)Session["pay"];

        baddr.Text = payrev[2];

        service.Text = payrev[3];

        amount.Text = payrev[0];

        total.Text = payrev[0];




    }
```

```
    Session.RemoveAll();
  }
}
```

SignUp

Usersignup.aspx

```
<%@ Page Title="" Language="C#" MasterPageFile="~/about-us/MasterPage.master" AutoEventWireup="true" CodeFile="signup.aspx.cs" Inherits="about_us_signup" %>

<asp:Content ID="Content1" ContentPlaceHolderID="head" Runat="Server">

    <meta charset="utf-8">
    <meta name="viewport" content="width=device-width, initial-scale=1.0">

    <link rel="stylesheet" href="css/StyleSheet.css" />
   <div id="main">
   <section class='container-wrap main-title alternate-color  main-right-breadcrumb border-bottom'><div class='container'><h1 class="page-title">User Signup </h1><div class='breadcrumb-extra'><p class="page-info"><em class="muted">Call us on</em> &amp;nbsp;&amp;nbsp;<i class="icon-phone"></i> +91 80923 08696 &amp;nbsp;&amp;nbsp;&amp;nbsp;&amp;nbsp;<i class="icon-mail-alt"></i> ahar.in@gmail.com</p></div></div></section>
    <img src="img/cont.jpg" height="100" width="1400" />
  <div class="loginBox">
   <h2>sign up</h2>
<form runat="server"  >

<p>Your Email <br />
    <asp:TextBox ID="email" runat="server" placeholder="Email" ></asp:TextBox> </p>
```

```
        <asp:RequiredFieldValidator ID="RequiredFieldValidator3" ControlToValidate="email" runat="server" ErrorMessage="please enter your email" ValidationGroup="v1"></asp:RequiredFieldValidator>

        <asp:RegularExpressionValidator ID="RegularExpressionValidator1" runat="server" ErrorMessage="Invalid Email ID" ControlToValidate="email" ValidationExpression="\w+([-+.'] \ w + ) * @ \ w + ( [ - . ] \ w + ) * \ . \ w + ( [ - . ] \ w + ) * " ValidationGroup="v4"></asp:RegularExpressionValidator>

  <div class="row ">


        <asp:Label ID="otplbl" runat="server" Visible="true"><strong>OTP:</strong></asp:Label>

        <asp:TextBox ID="otp" runat="server" CssClass="form-control" Visible="true"></asp:TextBox>


       </div>



     <asp:Button ID="regbtn" runat="server" Text="Send OTP" CssClass="btn-default" Visible="true" OnClick="regbtn_Click" />

   <asp:Button ID="Button1" runat="server" Text="Register" Visible="true" CssClass="btn-default" OnClick="Button1_Click" />

   <asp:Label ID="lblmsg" runat="server"></asp:Label><br />

   <asp:Label ID="lblmsg2" runat="server"></asp:Label>



   <br /><a href="login.aspx" class="forget"  >  <h5> Already register !</h5> </a>

   </form>

  </div></div>

</asp:Content>
```

Usersign.aspx.cs

```
using System;
using System.Collections.Generic;
using System.Linq;
using System.Web;
using System.Web.UI;
using System.Web.UI.WebControls;
using System.Net.Mail;
using System.Data.SqlClient;
using System.Configuration;
using System.Data;
using System.Drawing;


public partial class about_us_signup : System.Web.UI.Page
{
   string constr = ConfigurationManager.ConnectionStrings["con"].ConnectionString.ToString();
   protected void Page_Load(object sender, EventArgs e)
   {
      otp.Visible = false;
      otplbl.Visible = false;
      Button1.Visible = false;
   }
   protected void regbtn_Click(object sender, EventArgs e)
   {



      regbtn.Visible = false;
```

```
int otp1 = new Random().Next(10000, 99999);



string usercheck = "select * from uReg where Email='" + email.Text.ToString() + "'";
SqlConnection con1 = new SqlConnection(constr);
SqlCommand cmd1 = new SqlCommand(usercheck, con1);
SqlDataAdapter da = new SqlDataAdapter(cmd1);
DataTable dt = new DataTable();
da.Fill(dt);
if (dt.Rows.Count > 0)
{
   lblmsg.Text = "user already exists";
   lblmsg.ForeColor = Color.Red;
   regbtn.Visible = true;
}
else
{
   otp.Visible = true;
   otplbl.Visible = true;
   Button1.Visible = true;


   string qry = "insert into ureg values('" + email.Text.ToString() + "','" + otp1 + "')";
   SqlConnection con = new SqlConnection(constr);
   con.Open();
   SqlCommand cmd = new SqlCommand(qry, con);
   int i = cmd.ExecuteNonQuery();
   if (i > 0)
```

```
        {
            lblmsg.Text = "OTP has been sent to your email id";
            SendingMail(email.Text.ToString(), "kumarvinay.vkm705013@gmail.com",
"7050132917", "OTP Registration", "your one time password is " + otp1);

        }

        else
        {
            lblmsg.Text = "there is some error please contact admin";
        }
    }
}

protected void Button1_Click(object sender, EventArgs e)
{
  string qry1 = "select * from ureg where Email='" + email.Text.ToString() + "' and OTP='"
+ otp.Text + "'";
    SqlConnection con = new SqlConnection(constr);
    con.Open();
    SqlCommand cmd1 = new SqlCommand(qry1, con);

    SqlDataAdapter da = new SqlDataAdapter(cmd1);
    DataTable dt = new DataTable();
    int check = 0;
    da.Fill(dt);
    if (dt.Rows.Count > 0)
    {
```

```
    otp.Visible = false;
    otplbl.Visible = false;
    lblmsg.Text = "otp verified";
    lblmsg.ForeColor = Color.LawnGreen;
    check = 1;

}
else
{
    lblmsg.Text = "otp invalid";
    lblmsg.ForeColor = Color.Red;
}




con.Close();
con = new SqlConnection(constr);
con.Open();
string qry2 = "insert into uRegistration (Email) values ('" + email.Text.ToString() + "')";
SqlCommand cmd2 = new SqlCommand(qry2, con);

if (check == 1)
{
    int i = cmd2.ExecuteNonQuery();
    if (i > 0)
```

```
        {
            lblmsg2.Text = "you have successfully registered";
            SendingMail(email.Text.ToString(), "kumarvinay.vkm705013@gmail.com",
"7050132917", "Registration", "You have successfully registered!!");




            //session creation
            Session["umail"] = email.Text.ToString();
            ScriptManager.RegisterClientScriptBlock(this, typeof(Page), "redirectJS", "
setTimeout(function(){window.location.replace('user_home/chpass.aspx')}, 2000);", true);



        }
        else
        {
            lblmsg2.Text = "registration failed";
        }

    }


}

public string SendingMail(string mailTo, string from, string pass, string subject, string body)
{
    string msg = string.Empty;
```

```
if (mailTo != "")
{

    MailMessage message = new MailMessage();
    SmtpClient smtpClient = new SmtpClient();

    try
    {
        MailAddress fromAddress = new MailAddress(from);
        message.From = fromAddress;
        message.To.Add(mailTo);

        message.Subject = subject;
        message.IsBodyHtml = true;
        message.Body = body;
        smtpClient.Host = "smtp.gmail.com";
        smtpClient.Port = 587;
        smtpClient.EnableSsl = true;
        smtpClient.UseDefaultCredentials = true;
        smtpClient.Credentials = new System.Net.NetworkCredential(from, pass);
        smtpClient.Send(message);
        msg = "true";

    }
    catch (Exception ex)
    {
        throw ex;
```

```
            // msg = ex.Message;
          }
        }
        return msg;

    }
}
```

Login.aspx

```
<%@ Page Title="" Language="C#" MasterPageFile="~/about-us/MasterPage.master" AutoEventWireup="true" CodeFile="login.aspx.cs" Inherits="about_us_login" %>

<asp:Content ID="Content1" ContentPlaceHolderID="head" Runat="Server">
        <meta charset="utf-8">
       <meta name="viewport" content="width=device-width, initial-scale=1.0">
        <link rel="stylesheet" href="css/StyleSheet2.css" />
     <div id="main">

   <section class='container-wrap main-title alternate-color  main-right-breadcrumb border-bottom'><div class='container'><h1 class="page-title">login</h1><div class='breadcrumb-extra'><p class="page-info"><em class="muted">Call us on</em>   <i class="icon-phone"></i> +91 80923 08696     <i class="icon-mail-alt"></i> ahar.in@gmail.com</p></div></div></section>
 <img src="img/gg4.jfif" height="1240" width="1400"/>

        <div class="loginBox">
```

```
    <img src="img/t1.png" class="user"/>

    <h2>Login</h2>

<form runat="server">

   <p>Your Email <br /><br />

     <asp:TextBox ID="txtemail" runat="server" placeholder="Email" value="" size="40"  ></asp:TextBox></p>

        <asp:RequiredFieldValidator ID="RequiredFieldValidator3" ControlToValidate="txtemail" runat="server" ErrorMessage="please enter your email" ValidationGroup="v1"></asp:RequiredFieldValidator>

         <asp:RegularExpressionValidator ID="RegularExpressionValidator1" runat="server" ErrorMessage="Invalid Email ID" ControlToValidate="txtemail" ValidationExpression="\w+([-+.']\w+)*@\w+([-.]\w+)*\.\w+([-.]\w+)*" ValidationGroup="v4"></asp:RegularExpressionValidator>

       <p>Password<br /><br />

  <asp:TextBox ID="txtpassword" runat="server" placeholder="Your Password" TextMode="Password" ></asp:TextBox> </p><p>

                        <button class="btn btn-default" type="submit" runat="server" onserverclick="btnlogin_Click" >Log In</button>
```

```
                    <asp:Label ID="msglbl" runat="server" Text=""></asp:Label>


    <a href="forgot.aspx">   forgot password ! </a>
    </form>
   </div></div>
</asp:Content>
```

Login.aspx.cs

```
using System;
using System.Collections.Generic;
using System.Linq;
using System.Web;
using System.Web.UI;
using System.Web.UI.WebControls;
using System.Data.SqlClient;
using System.Configuration;
using System.Data;
using System.Drawing;
using System.Security.Cryptography;
using System.IO;
using System.Text;

public partial class about_us_login: System.Web.UI.Page
{
```

```
string constr =
ConfigurationManager.ConnectionStrings["con"].ConnectionString.ToString();

protected void Page_Load(object sender, EventArgs e)
{

}

public static string Encrypt(string toEncrypt, bool useHashing)
{
    byte[] keyArray;
    byte[] toEncryptArray = UTF8Encoding.UTF8.GetBytes(toEncrypt);

    System.Configuration.AppSettingsReader settingsReader =
                                    new AppSettingsReader();
    // Get the key from config file

    string key = (string)settingsReader.GetValue("SecurityKey",
                                        typeof(String));
    //System.Windows.Forms.MessageBox.Show(key);
    //If hashing use get hashcode regards to your key
    if (useHashing)
    {
        MD5CryptoServiceProvider hashmd5 = new MD5CryptoServiceProvider();
        keyArray = hashmd5.ComputeHash(UTF8Encoding.UTF8.GetBytes(key));
        //Always release the resources and flush data
```

```
        // of the Cryptographic service provide. Best Practice

        hashmd5.Clear();
    }
    else
        keyArray = UTF8Encoding.UTF8.GetBytes(key);

    TripleDESCryptoServiceProvider tdes = new TripleDESCryptoServiceProvider();
    //set the secret key for the tripleDES algorithm
    tdes.Key = keyArray;
    //mode of operation. there are other 4 modes.
    //We choose ECB(Electronic code Book)
    tdes.Mode = CipherMode.ECB;
    //padding mode(if any extra byte added)

    tdes.Padding = PaddingMode.PKCS7;

    ICryptoTransform cTransform = tdes.CreateEncryptor();
    //transform the specified region of bytes array to resultArray
    byte[] resultArray =
      cTransform.TransformFinalBlock(toEncryptArray, 0,
      toEncryptArray.Length);
    //Release resources held by TripleDes Encryptor
    tdes.Clear();
    //Return the encrypted data into unreadable string format
    return Convert.ToBase64String(resultArray, 0, resultArray.Length);
}
```

```
protected void btnlogin_Click(object sender, EventArgs e)
{
    try
    {
        string userlogin = "select * from uRegistration where Email='" + txtemail.Text.ToString().Trim() + "' and Password='" + Encrypt(txtpassword.Text.ToString().Trim(), true) + "'";
        SqlConnection con1 = new SqlConnection(constr);
        SqlCommand cmd1 = new SqlCommand(userlogin, con1);
        SqlDataAdapter da = new SqlDataAdapter(cmd1);
        DataTable dt = new DataTable();
        da.Fill(dt);
        if (dt.Rows.Count > 0)
        {//session creation
            List<string> values = new List<string>();
            values.Add(txtemail.Text.ToString());
            values.Add(dt.Rows[0]["Name"].ToString());
            Session["PassMultiVal"] = values;
            Response.Redirect("user_home/userdashboard.aspx");
        }
        else
        {
            msglbl.Text = "invalid userid or password";
            msglbl.ForeColor = Color.Red;
```

```
        }
    }
    catch (Exception ex)
    {
        msglbl.Text = "invalid userid or password";
        msglbl.ForeColor = Color.Red;
    }
  }


}
```

Logout.aspx

```
<%@ Page Language="C#" AutoEventWireup="true" CodeFile="logout.aspx.cs" Inherits="logout" %>


<!DOCTYPE html>


<html xmlns="http://www.w3.org/1999/xhtml">
<head runat="server">
  <title></title>
</head>
<body>
  <form id="form1" runat="server">
  <div>


  </div>
```

```
    </form>
</body>
</html>
```

Logout.aspx.cs

```
using System;
using System.Collections.Generic;
using System.Linq;
using System.Web;
using System.Web.UI;
using System.Web.UI.WebControls;

public partial class logout : System.Web.UI.Page
{
    protected void Page_Load(object sender, EventArgs e)
    {
        //code to remove session, that is log out and go back to home
        Session.RemoveAll();
        Response.Redirect("../home.aspx");
    }
}
```

Forgot.aspx

```
<%@ Page Title="" Language="C#" MasterPageFile="~/about-us/MasterPage.master" AutoEventWireup="true" CodeFile="forgot.aspx.cs" Inherits="about_us_forgot" %>

<asp:Content ID="Content1" ContentPlaceHolderID="head" Runat="Server">
```

```
<meta charset="utf-8">

 <meta name="viewport" content="width=device-width, initial-scale=1.0">


 <link rel="stylesheet" href="css/StyleSheet.css" />

<div id="main">

<section class='container-wrap main-title alternate-color  main-right-breadcrumb border-bottom'><div class='container'><h1 class="page-title">Forgot Password</h1><div class='breadcrumb-extra'><p class="page-info"><em class="muted">Call us on</em> &amp;nbsp;&amp;nbsp;<i class="icon-phone"></i> +91 80923 08696 &amp;nbsp;&amp;nbsp;&amp;nbsp;&amp;nbsp;<i class="icon-mail-alt"></i> ahar.in@gmail.com</p></div></div></section>

<img src="img/cont.jpg" height="100" width="1350" />

 <div class="loginBox">

<h2>Forgot Password</h2>

<form runat="server"  >


<p>Your Email <br />

<asp:TextBox ID="txtemail" runat="server" placeholder="Email" ></asp:TextBox> </p>

<asp:RequiredFieldValidator ID="RequiredFieldValidator3" ControlToValidate="txtemail" runat="server" ErrorMessage="please enter your email" ValidationGroup="v1"></asp:RequiredFieldValidator>

<asp:RegularExpressionValidator ID="RegularExpressionValidator1" runat="server" ErrorMessage="Invalid Email ID" ControlToValidate="txtemail" ValidationExpression="\w+([-+.']\w+)*@\w+([-.]\w+)*\.\w+([-.]\w+)*" ValidationGroup="v4"></asp:RegularExpressionValidator>

 <div class="row ">
```

```
        <asp:Label ID="otplbl" runat="server" Visible="false"><strong>OTP:</strong></asp:Label>

        <asp:TextBox ID="otp" runat="server" CssClass="form-control" Visible="false"></asp:TextBox>


      </div>



    <asp:Button ID="btnlogin" runat="server" Text="Send OTP" CssClass="btn-default" Visible="true" OnClick="btnlogin_Click" />

  <asp:Button ID="btnotp" runat="server" Text="Submit " Visible="false" CssClass="btn-default" OnClick="btnotp_ServerClick" />

  <asp:Label ID="msglbl" runat="server"></asp:Label><br />

</form></div>

</asp:Content>
```

Forgot.aspx.cs

```
using System;

using System.Collections.Generic;

using System.Linq;

using System.Web;

using System.Web.UI;

using System.Web.UI.WebControls;

using System.Data.SqlClient;

using System.Configuration;

using System.Data;

using System.Drawing;

using System.Net.Mail;
```

```
public partial class about_us_forgot : System.Web.UI.Page
{
   string constr = ConfigurationManager.ConnectionStrings["con"].ConnectionString.ToString();

   protected void Page_Load(object sender, EventArgs e)
   {
      otp.Visible = false;
      otplbl.Visible = false;
      btnotp.Visible = false;
   }
   protected void btnlogin_Click(object sender, EventArgs e)
   {
      try
      {
         string userlogin = "select * from uRegistration where Email='" + txtemail.Text.ToString().Trim() + "'";
         SqlConnection con1 = new SqlConnection(constr);
         SqlCommand cmd1 = new SqlCommand(userlogin, con1);
         SqlDataAdapter da = new SqlDataAdapter(cmd1);
         DataTable dt = new DataTable();
         da.Fill(dt);
         int code = 0;
         if (dt.Rows.Count > 0)
         {

            con1.Close();
```

```
        string verify = "select otp from ureg where Email='" + txtemail.Text.ToString().Trim()
+ "'";
            con1 = new SqlConnection(constr);
            cmd1 = new SqlCommand(verify, con1);
            con1.Open();
            SqlDataReader dr = cmd1.ExecuteReader();

            if (dr.Read())
            {
               code = Convert.ToInt32(dr["OTP"].ToString());
            }

            SendingMail(txtemail.Text.ToString(),       "kumarvinay.vkm705013@gmail.com",
"7050132917", "Password Reset", "Your verification code for password reset is " + code);
            msglbl.Text = "Please provide OTP sent to Email for verification! ";
            msglbl.ForeColor = Color.Red;
            otp.Visible = true;
            otplbl.Visible = true;
            btnotp.Visible = true;
            btnlogin.Visible = false;
        }
        else
        {
            msglbl.Text = "User Does Not Exist!";
            msglbl.ForeColor = Color.Red;
        }
      }
      catch (Exception ex)
```

```
    {
        msglbl.Text = ex.ToString();
        msglbl.ForeColor = Color.Red;
    }
}


public string SendingMail(string mailTo, string from, string pass, string subject, string body)
{
    string msg = string.Empty;
    if (mailTo != "")
    {

        MailMessage message = new MailMessage();
        SmtpClient smtpClient = new SmtpClient();

        try
        {
            MailAddress fromAddress = new MailAddress(from);
            message.From = fromAddress;
            message.To.Add(mailTo);

            message.Subject = subject;
            message.IsBodyHtml = true;
            message.Body = body;
            smtpClient.Host = "smtp.gmail.com";
            smtpClient.Port = 587;
```

```
            smtpClient.EnableSsl = true;
            smtpClient.UseDefaultCredentials = true;
            smtpClient.Credentials = new System.Net.NetworkCredential(from, pass);
            smtpClient.Send(message);
            msg = "true";

        }
        catch (Exception ex)
        {
            throw ex;
            // msg = ex.Message;
        }
    }
    return msg;

}




protected void btnotp_ServerClick(object sender, EventArgs e)
{
  string userlogin = "select otp from ureg where Email='" + txtemail.Text.ToString().Trim()
+ "'";
    SqlConnection con1 = new SqlConnection(constr);
    SqlCommand cmd1 = new SqlCommand(userlogin, con1);
    SqlDataAdapter da = new SqlDataAdapter(cmd1);
```

```
        DataTable dt = new DataTable();
        da.Fill(dt);
        int code = 0;
        if (dt.Rows.Count > 0)
        {
            code = Convert.ToInt32(dt.Rows[0]["OTP"].ToString());
            if (code == Convert.ToInt32(otp.Text))
            {
                Session["umail"] = txtemail.Text.ToString();
                ScriptManager.RegisterClientScriptBlock(this, typeof(Page), "redirectJS", "
setTimeout(function(){window.location.replace('user_home/chpass.aspx')}, 1000);", true);
            }
        }

    }
}
```

USER/VOLUNTEER/HOTEL SECTION

Info.aspx

```
<%@ Page Title="" Language="C#" MasterPageFile="~/about-us/user_home/uMasterPage.master" AutoEventWireup="true" CodeFile="info.aspx.cs" Inherits="about_us_user_home_info" %>


<asp:Content ID="Content1" ContentPlaceHolderID="ContentPlaceHolder1" Runat="Server">


    <!--**********************************VERY VERY IMPORTANT CODE**********************************************-->
```

```
<%--<script type="text/javascript" src="http://code.jquery.com/jquery-1.11.0.min.js"></script>
                    <script type="text/javascript">
                        $(document).ready(function () {
                            $("#info").load("../admin_home/infocontent.html");

                            });

    </script> --%>
<!--*****************************VERY VERY IMPORTANT CODE DO NOT DELETE*********************************************-->

                                <div class="span9">
                                <div class="content">

                                    <div class="module">
                                        <div class="module-head">
                                            <h3>Information Feed</h3>
                                        </div>
                                        <div class="module-body" id="info">

                                            <% AddDynamicLabels(); %>
```

```
                                        </div>
                                    </div>



                            </div><!--/.content-->
                        </div><!--/.span9-->



</asp:Content>
```

Info.aspx.cs

```
  using System;
using System.Collections.Generic;
using System.Linq;
using System.Web;
using System.Web.UI;
using System.Web.UI.WebControls;
using System.Data.SqlClient;
using System.Configuration;
using System.Data;

public partial class about_us_user_home_info : System.Web.UI.Page
{
```

```
    string constr = ConfigurationManager.ConnectionStrings["con"].ConnectionString.ToString();

    protected void Page_Load(object sender, EventArgs e)
    {

    }

    public void AddDynamicLabels()
    {

        SqlConnection con = new SqlConnection(constr);
        string query = "SELECT * from info order by Date DESC";
        SqlCommand cmd = new SqlCommand(query, con);
        con.Open();
        SqlDataReader reader = cmd.ExecuteReader();
        DataTable dt = new DataTable();
        dt.Load(reader);
        con.Close();

        foreach (DataRow row in dt.Rows)
        {
            //pnlKPI.InnerHtml = "<div><div>";

            Response.Write("<div class='alert alert-success'>");
            Response.Write("<h4>" + row.Field<string>(4) + "<p class='small'>" + row.Field<string>(1) + "</p></h4>");
```

```
            Response.Write("<p style='color:#28262c;'>" + row.Field<string>(2) + "</p>");
            Response.Write("<a>" + row.Field<string>(3) + "</a>");
            Response.Write("</div>");

        }
    }
}
```

Profile.aspx

```
<%@ Page Title="" Language="C#" MasterPageFile="~/about-us/user_home/uMasterPage.master" AutoEventWireup="true" CodeFile="uprofile.aspx.cs" Inherits="about_us_user_home_uprofile" %>

<asp:Content ID="Content1" ContentPlaceHolderID="ContentPlaceHolder1" Runat="Server">

    <link href="../JUI/jquery-ui.css" rel="stylesheet" />
    <script  src="../JUI/jquery.min.js"></script>
    <script  src="../JUI/jquery-ui.min.js"></script>

    <script>
        $(document).ready(function () {
            $("#ContentPlaceHolder1_dob").datepicker({ changeMonth: true, changeYear: true, dateFormat: 'dd/mm/yy', yearRange: "-90:+00" });

        });
```

```
</script>

<div ID="mainform" runat="server" Visible="true">
                                <div class="span9">
                                        <div class="content">

                                                <div class="module">
                                                        <div class="module-head">
                                                                <h3>User Profile</h3>
                                                        </div>
                                                        <div class="module-body">

<%--                                                            <div class="alert">
                                                                        <button
type="button" class="close" data-dismiss="alert">×</button>

                <strong>Warning!</strong> Something fishy here!
                                                            </div>--%>


                                                            <div class="alert">
                                                                        <button
type="button" class="close" data-dismiss="alert">×</button>
                                                                        <asp:Label
ID="Label1" runat="server" Text="Please complete your profile to avail
services"></asp:Label><br /><br />
                                                            </div>
<%--                                                            <div class="alert alert-
success">
                                                                        <button
type="button" class="close" data-dismiss="alert">×</button>
```

```
                                                    <strong>Well
done!</strong> Now you are listening me :)
                                                </div>--%>

                                                <br />

                                                <form           id="uform"
class="form-horizontal row-fluid" runat="server">
                                                    <div
class="control-group">
                                                        <label
class="control-label" for="basicinput">Name</label>
                                                        <div
class="controls">

        <%--<span class="help-inline">Minimum 5 Characters</span>--%>
                                <asp:TextBox ID="name"  runat="server"></asp:TextBox>
                                                        </div>
                                                    </div>

                            <div class="control-group">
                                                        <label
class="control-label">Gender</label>
                                                        <div
class="controls"><br />

        <asp:RadioButtonList ID="gender" runat="server" CssClass="radio">
                                    <asp:ListItem> Male</asp:ListItem>
                                    <asp:ListItem> Female</asp:ListItem>
```

```
                    </asp:RadioButtonList>
                                                                    </div>
                                                                </div>

                    <div class="control-group">
                                                                    <label
class="control-label" for="basicinput">DOB</label>
                                                                    <div
class="controls">

                    <asp:TextBox ID="dob" runat="server"></asp:TextBox>
                                                                    </div>
                                                                </div>

                    <div class="control-group">
                                                                    <label
class="control-label" for="basicinput">Phone Number</label>
                                                                    <div
class="controls">

                    <asp:TextBox ID="phone"  runat="server"></asp:TextBox>
                                                                    </div>
                                                                </div>

                    <div class="control-group">
                                                                    <label
class="control-label" for="basicinput">E-mail</label>
                                                                    <div
class="controls">
```

```
                        <asp:TextBox ID="mail"  runat="server"></asp:TextBox>
                                                                    </div>
                                                                </div>

                    <div class="control-group">
                                                                    <label
class="control-label" for="basicinput">Address</label>
                                                                    <div
class="controls">

                        <asp:TextBox ID="address"  runat="server"></asp:TextBox>
                                                                    </div>
                                                                </div>

                    <div class="control-group">
                                                                    <label
class="control-label" for="basicinput">Aadhar</label>
                                                                    <div
class="controls">

                        <asp:TextBox ID="aadhar"  runat="server"></asp:TextBox>
                                                                    </div>
                                                                </div>


<%--                                                            <div
class="control-group">
```

<label class="control-label" for="basicinput">Dropdown Button</label>

Dropdown Button

<ul class="dropdown-menu" role="menu" aria-labelledby="dLabel">

First Row

Second Row

Third Row

Fourth Row

--%>

<label class="control-label" for="basicinput">Area Code</label>

```
<asp:DropDownList ID="areacode" CssClass="form-control" runat="server">
                                    <asp:ListItem Text="110" />
                                    <asp:ListItem Text="112" />
                                    <asp:ListItem Text="114" />
                                </asp:DropDownList>
                                                                                    </div>
                                                                                </div>


                            <div class="control-group">
                            <label class="control-label" for="basicinput">Profile Image</label>
                               <div class="controls">
                                  <%--<asp:FileUpload ID="userimg" runat="server" />--%>
                                  <asp:FileUpload ID="FileUpload1" runat="server" />


                                  </div>
                                  <div class="controls">
                                  <%--<asp:Image  ID="img1"  runat="server"  Height="200"
Width="150" />--%>
                                   </div>


                            </div>
```

```
                                                    <div
class="control-group">
                                                        <div
class="controls">

        <asp:Button ID="btn" CssClass="btn-large" runat="server" Text="Submit Form"
OnClick="btn_Click" />
                                                        </div>
                                                    </div>
                                                </form>
                                            </div>
                                        </div>



                                    </div><!--/.content-->
                                </div><!--/.span9-->


    </div>
```

</asp:Content>

Profile.aspx.cs

```
using System;
using System.Collections.Generic;
using System.Linq;
using System.Web;
using System.Web.UI;
using System.Web.UI.WebControls;
using System.Configuration;
using System.Data;
using System.Data.SqlClient;
using System.Drawing;
using System.Net.Mail;
using System.IO;

public partial class about_us_user_home_uprofile : System.Web.UI.Page
{
   string constr = ConfigurationManager.ConnectionStrings["con"].ConnectionString.ToString();
   string spath1="", spath="";

   protected void Page_Load(object sender, EventArgs e)
   {
```

```
        this.Page.Form.Enctype = "multipart/form-data";


        if (Session["umail"] != null)
        {
         string userselect = "select Email from uRegistration where Email='" + Session["umail"]
+ "'";
            SqlConnection con1 = new SqlConnection(constr);
            con1.Open();
            SqlCommand cmd1 = new SqlCommand(userselect, con1);
            SqlDataReader dr = cmd1.ExecuteReader();
            if (dr.Read())
            {
                mail.Text = dr["Email"].ToString();
                mail.ReadOnly=true ;
            }
        }
        //check username session


        if (Session["PassMultiVal"] != null)
        {
            List<string> rcval = (List<string>)Session["PassMultiVal"];
            string userselect = "select * from uRegistration where Email='" + rcval[0] + "'";
            SqlConnection con1 = new SqlConnection(constr);
            con1.Open();
            SqlCommand cmd1 = new SqlCommand(userselect, con1);
            SqlDataReader dr = cmd1.ExecuteReader();
            if(dr.Read())
```

```
        {
            mail.Text = dr["Email"].ToString();
            mail.ReadOnly = true;



        }
    }

}
```

```
protected void btn_Click(object sender, EventArgs e)
{
    if(aadhar.Text==""||phone.Text=="")
    {
        Label1.Text = "One or more important fields empty!";
        if (aadhar.Text == "")
        {
            aadhar.BorderColor = Color.Red;
        }
        else
        {
            aadhar.BorderColor = Color.FromArgb(204, 204, 204);
```

```
        }
        if (phone.Text == "")
        {
            phone.BorderColor = Color.Red;
        }
        else
        {

            phone.BorderColor = Color.FromArgb(204, 204, 204);
        }









    }
    else
    {


        if (FileUpload1.HasFile)
                    {

                        string folderPath = Server.MapPath("~/Files/");
                        FileUpload1.SaveAs(folderPath                                          +
Path.GetFileName(FileUpload1.FileName));
                        spath1 = "~/Files/" + FileUpload1.FileName;
```

```
            }
            else
            {
               spath1 = "#";
            }



            //session to pass values
            List<string> values = new List<string>();
            values.Add(name.Text.ToString());//0
            values.Add(gender.Text.ToString());//1
            values.Add(dob.Text.ToString());//2
            values.Add(mail.Text.ToString());//3
            values.Add(phone.Text.ToString());//4
            values.Add(aadhar.Text.ToString());//5
            values.Add(address.Text.ToString());//6
            values.Add(areacode.Text.ToString());//7
            values.Add(spath1.ToString());//8

            Session["confirm"] = values;
            Response.Redirect("confirm.aspx");
        }
    }
```

}

Update.aspx

<%@ Page Title="" Language="C#" MasterPageFile="~/about-us/user_home/uMasterPage.master" AutoEventWireup="true" CodeFile="confirm.aspx.cs" Inherits="about_us_user_home_confirm" %>

<asp:Content ID="Content1" ContentPlaceHolderID="ContentPlaceHolder1" Runat="Server">

<h3>Review Profile</h3>

<button type="button" class="close" data-dismiss="alert">×</button>

<asp:Label ID="Label9" runat="server" Text="Please confirm details!"></asp:Label>


```
                    <div class="control-group">
                      <asp:Image ID="uimg" runat="server"  Width="150" Height="200" />
                    </div>

                    <div class="control-group">
                       <div class="control-label">
                          <asp:Label ID="Label1" runat="server" Text="User Name" CssClass="control-label"></asp:Label>
                          </div>
                          <div class="controls">
                <asp:Label ID="uname" runat="server" Text="User Name" CssClass="control-label"></asp:Label>
                        </div>

                    </div>

                    <div class="control-group">
                       <div class="control-label">
                  <asp:Label ID="Label2" runat="server" Text="Gender" CssClass="control-label"></asp:Label>
                          </div>
                       <div class="controls">
                 <asp:Label ID="ugen" runat="server" Text="Gender" CssClass="control-label"></asp:Label>
                    </div>
                    </div>

                    <div class="control-group">
```

```
                    <div class="control-label">
                   <asp:Label ID="Label3" runat="server" Text="DOB" CssClass="control-label"></asp:Label>
                        </div>
                    <div class="controls">
                    <asp:Label ID="udob" runat="server" Text="DOB" CssClass="control-label"></asp:Label>
                   </div>
                   </div>

                   <div class="control-group">
                    <div class="control-label">
                  <asp:Label ID="Label4" runat="server" Text="Email" CssClass="control-label"></asp:Label>
                       </div>
                    <div class="controls">
                    <asp:Label ID="umail" runat="server" Text="Email" CssClass="control-label"></asp:Label>
                   </div>
                   </div>

                   <div class="control-group">
                    <div class="control-label">
                        <asp:Label ID="Label5" runat="server" Text="Phone Number" CssClass="control-label"></asp:Label>
                        </div>
                    <div class="controls">
                    <asp:Label ID="uphone" runat="server" Text="Phone Number" CssClass="control-label"></asp:Label>
```

```
                    </div>

                    </div>


                    <div class="control-group">

                      <div class="control-label">

                          <asp:Label ID="Label6" runat="server" Text="Aadhar Number" CssClass="control-label"></asp:Label>

                          </div>

                        <div class="controls">

                        <asp:Label ID="uuid" runat="server" Text="Aadhar Number" CssClass="control-label"></asp:Label>

                    </div>

                    </div>




                    <div class="control-group">

                        <div class="control-label">

                      <asp:Label ID="Label7" runat="server" Text="Address" CssClass="control-label"></asp:Label>

                          </div>

                        <div class="controls">

                    <asp:Label ID="uaddress" runat="server" Text="Address" CssClass="control-label"></asp:Label>

                    </div>

                    </div>


                    <div class="control-group">

                        <div class="control-label">
```

<asp:Label ID="Label8" runat="server" Text="Area Code" CssClass="control-label"></asp:Label>

<asp:Label ID="uarea" runat="server" Text="Area Code" CssClass="control-label"></asp:Label>

<!--module body-->

<form runat="server">

<asp:Button ID="btncon" CssClass="btn-large" runat="server" Text="Confirm" OnClick="btncon_Click" />

<asp:Button ID="btncan" CssClass="btn-large btn-danger" runat="server" Text="Cancel" OnClick="btncan_Click" />

```
                                                                    </div>

                                                                </div>
                    </form>

                </div>
                  </div>

                </div><!--module-->
                </div><!--content-->
                    </div><!--span9-->



</asp:Content>
```

Update.aspx.cs

```
using System;
using System.Collections.Generic;
using System.Linq;
using System.Web;
using System.Web.UI;
using System.Web.UI.WebControls;
using System.Configuration;
using System.Data;
using System.Data.SqlClient;
using System.Net.Mail;
using System.IO;
```

```
using System.Drawing;


public partial class about_us_user_home_confirm : System.Web.UI.Page
{
   string constr = ConfigurationManager.ConnectionStrings["con"].ConnectionString.ToString();


   List<string> rcval;
   string spath = "";


   protected void Page_Load(object sender, EventArgs e)
   {


      if (Session["confirm"] != null)
      {


         rcval = (List<string>)Session["confirm"];
         uname.Text=rcval[0];
          ugen.Text=rcval[1];
          udob.Text=rcval[2];
          umail.Text=rcval[3];
          uphone.Text=rcval[4];
          uuid.Text=rcval[5];
          uaddress.Text=rcval[6];
          uarea.Text = rcval[7];
          uimg.ImageUrl = rcval[8];
      }
```

```
}
protected void btncon_Click(object sender, EventArgs e)
{


    if (Session["confirm"] != null)
    {


        rcval = (List<string>)Session["confirm"];


        try
        {


            string qry = "update uRegistration set Name='" + rcval[0] + "',Gender='" + rcval[1]
+ "',DOB='" + rcval[2] + "',Phone='" + rcval[4] + "' ,Address='" + rcval[6] + "', Aadhar='" +
rcval[5] + "', AreaCode='" + rcval[7] + "', Image='" + rcval[8] + "' where Email='" + rcval[3]
+ "'";
            SqlConnection con = new SqlConnection(constr);
            con.Open();
            SqlCommand cmd = new SqlCommand(qry, con);
            int i = cmd.ExecuteNonQuery();
            if (i > 0)
            {
                Label9.Text = "You have successfully updated your profile!";
                if (Session["umail"] != null)
                {
```

```
            // SendingMail(mail.Text.ToString(), "connecttowc@gmail.com", "wastecollect",
"Registration", "You have successfully registered!!");

                ScriptManager.RegisterClientScriptBlock(this, typeof(Page), "redirectJS", "
setTimeout(function(){window.location.replace('userdashboard.aspx')}, 2000);", true);


            }

        }


        else

        {

            Label9.Text = "Registration failed";

        }

    }


    catch (Exception ex)

    {



        Label9.Text = ex.ToString();


    }



}
```

```
}


protected void btncan_Click(object sender, EventArgs e)
{
    string path = Server.MapPath("~/Files/") + Path.GetFileName(rcval[8]);
    if (File.Exists(path))
    {
        System.IO.File.Delete(path);
    }

    Session.Remove("confirm");
    Response.Redirect("uprofile.aspx");


}


public string SendingMail(string mailTo, string from, string pass, string subject, string body)
{
    string msg = string.Empty;
    if (mailTo != "")
    {

        MailMessage message = new MailMessage();
```

```
    SmtpClient smtpClient = new SmtpClient();


    try
    {
        MailAddress fromAddress = new MailAddress(from);
        message.From = fromAddress;
        message.To.Add(mailTo);


        message.Subject = subject;
        message.IsBodyHtml = true;
        message.Body = body;
        smtpClient.Host = "smtp.gmail.com";
        smtpClient.Port = 587;
        smtpClient.EnableSsl = true;
        smtpClient.UseDefaultCredentials = true;
        smtpClient.Credentials = new System.Net.NetworkCredential(from, pass);
        smtpClient.Send(message);
        msg = "true";


    }
    catch (Exception ex)
    {
        throw ex;
        // msg = ex.Message;
    }
}
return msg;
```

```
    }



}
```

Printprofile.aspx

```
<%@ Page Title="" Language="C#" MasterPageFile="~/about-us/user_home/uMasterPage.master" AutoEventWireup="true" CodeFile="review.aspx.cs" Inherits="about_us_user_home_review" %>


<asp:Content ID="Content1" ContentPlaceHolderID="ContentPlaceHolder1" Runat="Server">


   <script type = "text/javascript">

      function PrintPanel() {

         var panel = document.getElementById("<%=pnlContents.ClientID %>");

         var printWindow = window.open('', '', 'height=400,width=800');

         printWindow.document.write('<html><head><title>User Details</title>');

         printWindow.document.write(' <link type="text/css" href="bootstrap/css/bootstrap.min.css" rel="stylesheet">');

         printWindow.document.write('<link type="text/css" href="bootstrap/css/bootstrap-responsive.min.css" rel="stylesheet">');

         printWindow.document.write('<link type="text/css" href="css/theme.css" rel="stylesheet">');

         printWindow.document.write('<link type="text/css" href="images/icons/css/font-awesome.css" rel="stylesheet">');

         printWindow.document.write('<link type="text/css" href="http://fonts.googleapis.com/css?family=Open+Sans:400italic,600italic,400,600" rel="stylesheet"></head><body >');
```

```
        printWindow.document.write(panel.innerHTML);
        printWindow.document.write('</body></html>');
        printWindow.document.close();
        setTimeout(function () {
            printWindow.print();
        }, 500);
        return false;
    }
</script>
```

```
                                        <div class="span9">
                                        <div class="content">

                                                <div class="module">
                    <asp:Panel id="pnlContents" runat = "server">

                        <div class="module-head">
                                                        <h3>Print Profile</h3>
                                                </div>
                                                <div class="module-body">

                    <div class="container form-horizontal row-fluid">

                        <div class="control-group">
```

```
                    <asp:Image ID="uimg" runat="server"     Width="150" Height="200"
CssClass="imgb" />

                    <asp:Image ID="qr" runat="server"     Width="200" Height="200"
ImageAlign="Right" CssClass="imgq" Visible="false" />

                </div>


                <div class="control-group">

                  <div class="control-label">

                    <asp:Label ID="Label1" runat="server" Text="User Name"
CssClass="control-label"></asp:Label>

                    </div>

                    <div class="controls">

              <asp:Label ID="uname" runat="server" Text="User Name" CssClass="control-
label"></asp:Label>

                  </div>


                </div>


                <div class="control-group">

                  <div class="control-label">

                <asp:Label ID="Label2" runat="server" Text="Gender" CssClass="control-
label"></asp:Label>

                    </div>

                  <div class="controls">

                <asp:Label ID="ugen" runat="server" Text="Gender" CssClass="control-
label"></asp:Label>

                </div>

                </div>
```

```
                <div class="control-group">
                    <div class="control-label">
                <asp:Label ID="Label3" runat="server" Text="DOB" CssClass="control-label"></asp:Label>
                        </div>
                    <div class="controls">
                    <asp:Label ID="udob" runat="server" Text="DOB" CssClass="control-label"></asp:Label>
                </div>
                </div>

                <div class="control-group">
                    <div class="control-label">
                <asp:Label ID="Label4" runat="server" Text="Email" CssClass="control-label"></asp:Label>
                      </div>
                    <div class="controls">
                    <asp:Label ID="umail" runat="server" Text="Email" CssClass="control-label"></asp:Label>
                </div>
                </div>

                <div class="control-group">
                    <div class="control-label">
                        <asp:Label ID="Label5" runat="server" Text="Phone Number" CssClass="control-label"></asp:Label>
                        </div>
                    <div class="controls">
```

```
                    <asp:Label ID="uphone" runat="server" Text="Phone Number" CssClass="control-label"></asp:Label>

                </div>

                </div>


                <div class="control-group">

                  <div class="control-label">

                    <asp:Label ID="Label6" runat="server" Text="Aadhar Number" CssClass="control-label"></asp:Label>

                    </div>

 <div class="controls">

                    <asp:Label ID="uuid" runat="server" Text="Aadhar Number" CssClass="control-label"></asp:Label>

                </div>

                </div>



                <div class="control-group">

                  <div class="control-label">

                <asp:Label ID="Label7" runat="server" Text="Address" CssClass="control-label"></asp:Label>

                    </div>

<div class="controls">

                <asp:Label ID="uaddress" runat="server" Text="Address" CssClass="control-label"></asp:Label>

                </div>

                </div>


                <div class="control-group">
```

```
                    <div class="control-label">
                        <asp:Label ID="Label8" runat="server" Text="Area Code" CssClass="control-label"></asp:Label>
                    </div>
<div class="controls">
                <asp:Label ID="uarea" runat="server" Text="Area Code" CssClass="control-label"></asp:Label>
                </div>
                </div>




                </div>
                </div><!--module body-->

                </asp:Panel>
                <div class="module-body">
                <div class="container form-horizontal row-fluid">
                                <div class="control-group">
                                                                                <div class="controls">

        <button id="btn" class="btn-large" type="submit" runat="server" onclick="PrintPanel();" >Print</button>
                                                                                </div>
                                                                            </div>
```

```
</div>
    </div>

</div><!--module-->
</div><!--content-->
        </div><!--span9-->

                                <!--/.content-->
                            <!--/.span9-->

</asp:Content>
```

Printprofile.aspx.cs

```
using System;
using System.Collections.Generic;
using System.Linq;
using System.Web;
using System.Web.UI;
using System.Web.UI.WebControls;
using System.Configuration;
using System.Data;
using System.Data.SqlClient;
using System.Drawing;
using System.IO;

public partial class about_us_user_home_review : System.Web.UI.Page

{



   string constr = ConfigurationManager.ConnectionStrings["con"].ConnectionString.ToString();
   string spath = "";
   string Data = "", id = "";
   protected void Page_Load(object sender, EventArgs e)
   {



       if (Session["PassMultiVal"] != null || Session["umail"]!=null)
```

```
{
    List<string> rcval = (List<string>)Session["PassMultiVal"];

    string userselect = "select * from uRegistration where Email='" + rcval[0] + "'";
    SqlConnection con1 = new SqlConnection(constr);
    con1.Open();
    SqlCommand cmd1 = new SqlCommand(userselect, con1);
    SqlDataReader dr = cmd1.ExecuteReader();
    Data = rcval[0];

    if (dr.Read())

    {
        id = dr["ID"].ToString();
       qr.ImageUrl = spath;
        uimg.ImageUrl = dr["Image"].ToString();
        uname.Text = dr["Name"].ToString();
        ugen.Text = dr["Gender"].ToString();
        udob.Text = dr["DOB"].ToString();
        umail.Text= dr["Email"].ToString();
        uphone.Text= dr["Phone"].ToString();
        uuid.Text= dr["Aadhar"].ToString();
        uaddress.Text  = dr["Address"].ToString();
        uarea.Text = dr["AreaCode"].ToString();


    }
```

```
        }
    }
    protected void btn_Click(object sender, EventArgs e)
    {

    }

}
```

Foodpickuprequest.aspx

```
<%@ Page Title="" Language="C#" MasterPageFile="~/about-us/user_home/uMasterPage.master" AutoEventWireup="true" CodeFile="pickupreq.aspx.cs" Inherits="about_us_user_home_pickupreq" %>


<asp:Content ID="Content1" ContentPlaceHolderID="ContentPlaceHolder1" Runat="Server">
    <link rel="stylesheet" href="//code.jquery.com/ui/1.12.1/themes/base/jquery-ui.css">
    <script src="https://code.jquery.com/jquery-1.12.4.js"></script>

  <script src="https://code.jquery.com/ui/1.12.1/jquery-ui.js"></script>
```

```
    <script src="../JUI/jquery.min.js"></script>
    <script src="../JUI/jquery-ui.min.js"></script>
<link href="../JUI/jquery-ui.css" rel="stylesheet" />
          <script
src="//cdnjs.cloudflare.com/ajax/libs/timepicker/1.3.5/jquery.timepicker.min.js"></script>


      <script>
          $(document).ready(function () {
           $("#ContentPlaceHolder1_txtdob").datepicker({ changeMonth: true, changeYear: true,
dateFormat: 'dd/mm/yy', yearRange: "-90:+00" });


          });
    </script>


    <script>


     $(document).ready(function () {
         $("#ContentPlaceHolder1_txtctime").timepicker({
    timeFormat: 'h:mm p',
    interval: 60,


    defaultTime: '11',
    startTime: '10:00',
    dynamic: false,
    dropdown: true,
    scrollbar: true
         });
         $("#ContentPlaceHolder1_txtexp").timepicker({
```

```
        timeFormat: 'h:mm p',
        interval: 60,

        defaultTime: '01',
        startTime: '10:00',
        dynamic: false,
        dropdown: true,
        scrollbar: true
    });

    });
    </script>


  <div ID="mainform" runat="server" Visible="true">
                                <div class="span9">
                                        <div class="content">

                                                <div class="module">
                                                        <div class="module-head">
                                                                <h3>Food Pickup Request</h3>
                                                        </div>
                                                        <div class="module-body">

<%--                                                                <div class="alert">
                                                                        <button
type="button" class="close" data-dismiss="alert">×</button>
```

```
        <strong>Warning!</strong> Something fishy here!
                                                                    </div>--%>


                                                                    <div class="alert">
                                                                        <button
type="button" class="close" data-dismiss="alert">×</button>
                                                                        <asp:Label
ID="Label1" runat="server" Text="Please fill details to avail services"></asp:Label><br
/><br />
                                                                    </div>
<%--                                                                <div class="alert alert-
success">
                                                                        <button
type="button" class="close" data-dismiss="alert">×</button>
                                                                        <strong>Well
done!</strong> Now you are listening me :)
                                                                    </div>--%>


                                                                    <br />


                                                                    <form id="uform"
class="form-horizontal row-fluid" runat="server">
                                                                        <div
class="control-group">
                                                                            <label
class="control-label" for="basicinput">Event details</label>
                                                                            <div
class="controls">


        <%--<span class="help-inline">Minimum 5 Characters</span>--%>
```

```
                    <asp:TextBox ID="txtedet"  runat="server"></asp:TextBox>
                                                                    </div>
                                                                </div>
                <div class="control-group">
                                                                    <label
class="control-label" for="basicinput">Venue of Events</label>
                                                                    <div
class="controls">

                <asp:TextBox ID="txtaddress"  runat="server"></asp:TextBox>
                                                                    </div>
                                                                </div>


                <div class="control-group">
                                                                    <label
class="control-label" for="basicinput">Date</label>
                                                                    <div
class="controls">

                    <asp:TextBox ID="txtdob" runat="server"></asp:TextBox>
                                                                    </div>
                                                                </div>

                        <div class="control-group">
                                                                    <label
class="control-label" for="basicinput">food category</label>
                                                                    <div
class="controls">
```

```
                                <asp:DropDownList ID="DropDownList2" runat="server">
            <asp:ListItem Text="select"/>
            <asp:ListItem Text="veg"/>
            <asp:ListItem Text="nonveg" />
            </asp:DropDownList>



        </div>
                                                                    </div>


                        <div class="control-group">
                                                                        <label
class="control-label" for="basicinput">Quantity</label>
                                                                        <div
class="controls">

                                <asp:TextBox ID="txtquan"  runat="server"></asp:TextBox>
                                                                        </div>
                                                                    </div>

                        <div class="control-group">
                                                                        <label
class="control-label" for="basicinput">Cook Time</label>
                                                                        <div
class="controls">
```

```
                    <asp:TextBox ID="txtctime"  runat="server"></asp:TextBox>
                                                                    </div>
                                                                </div>

                            <div class="control-group">
                                                                    <label
class="control-label" for="basicinput">Expiry time expected</label>
                                                                    <div
class="controls">

                    <asp:TextBox ID="txtexp"  runat="server"></asp:TextBox>
                                                                    </div>
                                                                </div>




                                                                <div
class="control-group">
                                                                    <label
class="control-label" for="basicinput">Area Code</label>
                                                                    <div
class="controls">

        <asp:DropDownList ID="areacode" CssClass="form-control" runat="server">
                                <asp:ListItem Text="110" />
                                <asp:ListItem Text="112" />
                                <asp:ListItem Text="114" />
```

```
                    </asp:DropDownList>
                                                                    </div>

                                                                <div
class="control-group">
                                                                    <div
class="controls">

        <asp:Button ID="btn" CssClass="btn-large" runat="server" Text="Submit Form"
OnClick="btn_Click" />
                                                                    </div>
                                                                </div>
                                                            </form>
                                                        </div>
                                                    </div>



                        </div><!--/.content-->
                    </div><!--/.span9-->



  </div>



</asp:Content>
```

Foodpickuprequest.aspx.cs

```
using System;
using System.Collections.Generic;
using System.Linq;
using System.Web;
using System.Web.UI;
using System.Web.UI.WebControls;
using System.Configuration;
using System.Data;
using System.Data.SqlClient;
using System.Drawing;
using System.Net.Mail;
using System.IO;



public partial class about_us_user_home_pickupreq : System.Web.UI.Page
{
   string constr =
ConfigurationManager.ConnectionStrings["con"].ConnectionString.ToString();


   protected void Page_Load(object sender, EventArgs e)
   {


   }




   protected void btn_Click(object sender, EventArgs e)
```

```
{
    if (Session["PassMultiVal"] != null)
    {
        List<string> rcval = (List<string>)Session["PassMultiVal"];

        string sql = "insert into upick values('" + rcval[1] + "','" + rcval[0] + "', '" + txtedet.Text.ToString() + "','" + txtaddress.Text.ToString() + "','" + txtdob.Text.ToString() + "','" + DropDownList2.Text.ToString() + "','" + txtquan.Text.ToString() + "' ,'" + txtctime.Text.ToString() + "','" + txtexp.Text.ToString() + "','" + areacode.Text.ToString() + "', 'Submitted')";
        SqlConnection con = new SqlConnection(constr);
        SqlCommand cmd = new SqlCommand(sql, con);
        con.Open();
        int i = cmd.ExecuteNonQuery();
        if (i > 0)
        {
            Label1.Text = " Thank you !! Your Request is sent";

            //    SendingMail(txtemail.Text.ToString(), "kumarvinay.vkm705013@gmail.com", "7050132917", "User Registration", "You have successfully registred");
            //    lblmsg.Text = "You have successfully registered";
            //    txtname.Text = "";
        }
        else
        {
            //    lblmsg.Text = "registration failed";
        }
```

```
        }
    }
}
```

Feedback.aspx

```
<%@ Page Title="" Language="C#" MasterPageFile="~/about-us/user_home/uMasterPage.master" AutoEventWireup="true" CodeFile="feedback.aspx.cs" Inherits="about_us_user_home_feedback" %>


<asp:Content ID="Content1" ContentPlaceHolderID="ContentPlaceHolder1" Runat="Server">


                                    <div class="span9">
                                    <div class="content">


                                        <div class="module">
                                            <div class="module-head">
                                                <h3>Feedback/Complaint Form</h3>
                                            </div>
                                            <div class="module-body">




                                                <div class="alert">
                                                    <button type="button" class="close" data-dismiss="alert">×</button>
                                                    <asp:Label ID="Label1" runat="server" Text="If you are facing any issues in any of our services or website please fill up the form and provide details. Our representative will get back to you."></asp:Label><br /><br />
```

```
                                                                    </div>

                                                                    <br />

                                                                    <form id="Form1"
class="form-horizontal row-fluid" runat="server">

                        <div class="control-group">
                                                                        <label
class="control-label" for="basicinput">Select Reason</label>
                                                                        <div
class="controls">

        <asp:DropDownList ID="reason" CssClass="form-control" runat="server"
AutoPostBack="true" OnSelectedIndexChanged="reason_SelectedIndexChanged">
                                <%--<asp:ListItem Text="Feedback" />
                                <asp:ListItem Text="Suggestion" />
                                <asp:ListItem Text="Complaint" />--%>
                              </asp:DropDownList>
                                                                        </div>
                                                                  </div>

                        <div class="control-group">
                                                                        <label
class="control-label" for="basicinput">Complain For</label>
                                                                        <div
class="controls">
```

```
<asp:DropDownList ID="complain" CssClass="form-control" runat="server">
                <asp:ListItem Text="None(if Suggestion or Feedback)" />
                <asp:ListItem Text="Pickup" />
                <asp:ListItem Text=" Food Request" />
                <asp:ListItem Text="Others" />

            </asp:DropDownList>
                </div>
            </div>

        <div class="control-group">
                <label class="control-label" for="basicinput">Details</label>
                <div class="controls">

        <asp:TextBox ID="detail" runat="server" TextMode="MultiLine" Columns="50" Rows="5"></asp:TextBox>
                </div>
            </div>

            <div class="control-group">
```

```
                                                                    <div
class="controls">

        <asp:Button ID="btn" CssClass="btn-large" runat="server" Text="Submit"
OnClick="btn_Click" />

                                                                        </div>

                                                                    </div>

                                                                </form>

                                                            </div>

                                                        </div>



                                                    </div><!--/.content-->

                                                </div><!--/.span9-->



</asp:Content>
```

Feedback.aspx.cs

```
using System;

using System.Collections.Generic;
```

```
using System.Linq;
using System.Web;
using System.Web.UI;
using System.Web.UI.WebControls;
using System.Configuration;
using System.Data;
using System.Data.SqlClient;
using System.Drawing;

public partial class about_us_user_home_feedback : System.Web.UI.Page

{
   string constr =
ConfigurationManager.ConnectionStrings["con"].ConnectionString.ToString();

   protected void Page_Load(object sender, EventArgs e)
   {
      if (!IsPostBack)
      {
         reason.Items.Add("Select");
         reason.Items.Add("Feedback");
         reason.Items.Add("Suggestions");
         reason.Items.Add("Complaint");
```

```
    }
}
protected void btn_Click(object sender, EventArgs e)
{
    List<string> rcval = (List<string>)Session["PassMultiVal"];

    string qry1 = "select ID from uRegistration where Email='" + rcval[0] + "'";
    SqlConnection con = new SqlConnection(constr);
    con.Open();
    SqlCommand cmd1 = new SqlCommand(qry1, con);
    SqlDataReader dr = cmd1.ExecuteReader();
    int userid = 0;
    if (dr.Read())
    {
        userid = dr.GetInt32(0);
    }
    int ticket;
    if (reason.Text.ToString() == "Complaint")
    {
        ticket = new Random().Next(100000, 999999);
    }
    else
    {
```

```
    ticket = 0;
}

if (Session["PassMultiVal"] != null)
{

    //Add Entry to DataBase
    string strQuery = "insert into feedback values('" + reason.Text.ToString() + "','" + complain.Text.ToString() + "','" + detail.Text.ToString() + "'," + userid +","+ ticket+ ", 'Submitted' )";
    con = new SqlConnection(constr);
    con.Open();
    SqlCommand cmd = new SqlCommand(strQuery);
    cmd.Connection = con;
    //con.Open();
    try
    {

        int i = cmd.ExecuteNonQuery();
        if (i > 0)
        {
            if(ticket!=0)
            {
```

```
            Label1.Text = "Successfully submitted! Your Ticket# - "+ticket+". Use this number to check complaint status <a href='feedstat.aspx'>here</a>.";
            }
            else
            {
                Label1.Text = "Successfully submitted!";
            }

        }

        else
        {
            Label1.Text = "there is some error please contact admin";
        }



    }
    catch (Exception ex)
    {
        Response.Write(ex.Message);
    }
```

```
            {
                con.Close();
                con.Dispose();
            }

        }//session check
    }
    protected void reason_SelectedIndexChanged(object sender, EventArgs e)
    {
        if (reason.Text.ToString() == "Suggestions" || reason.Text.ToString() == "Feedback")
        {
            complain.Enabled = false;
        }
        else
        {
            complain.Enabled = true;
        }
    }
}
```

Feedbackstatus.aspx

```
<%@ Page Title="" Language="C#" MasterPageFile="~/about-us/user_home/uMasterPage.master" AutoEventWireup="true" CodeFile="feedstat.aspx.cs" Inherits="about_us_user_home_feedstat" %>
```

```
<asp:Content ID="Content1" ContentPlaceHolderID="ContentPlaceHolder1" Runat="Server">

                                                    <div class="span9">
                                                        <div class="content">

                                                            <div class="module">
                                                                <div class="module-head">
                                                                    <h3>Check Complaint Status</h3>
                                                                </div>
                                                                <div class="module-body">

<%--
                                                                    <div class="alert">
                                                                    <button type="button" class="close" data-dismiss="alert">×</button>
                                                                    <strong>Warning!</strong> Something fishy here!
                                                                    </div>--%>
```

```
                                    <div class="alert">

                                    <button type="button" class="close" data-dismiss="alert">×</button>

                                    <asp:Label ID="plbl" runat="server" Text="Enter Ticket Number to check Complaint Status"></asp:Label><br /><br />

                                    </div>
<%--
                                    <div class="alert alert-success">

                                    <button type="button" class="close" data-dismiss="alert">×</button>

                                    <strong>Well done!</strong> Now you are listening me :)

                                    </div>--%>


                                    <br />


                                    <form id="Form1" class="form-horizontal row-fluid" runat="server">
```

```
                    <div class="control-group">

                        <label class="control-label">Enter Ticket#</label>

                        <div class="controls">

                            <asp:TextBox ID="ticket" CssClass="form-control" runat="server"></asp:TextBox>

                        </div>

                    </div>

                    <div class="control-group">

                        <div class="controls">

                            <asp:Button ID="fbtn" CssClass="btn" runat="server" Text="Submit" OnClick="fbtn_Click"/>

                        </div>

                    </div>
```

```
                    <div class="control-group">

                <asp:GridView ID="GridView1" runat="server" CssClass="table" AutoGenerateColumns="False" DataSourceID="SqlDataSource1" >

                    <Columns>

                        <asp:BoundField DataField="Ticket" HeaderText="Ticket" SortExpression="Ticket" />

                        <asp:BoundField DataField="Status" HeaderText="Status" SortExpression="Status" />

                    </Columns>

                        </asp:GridView>




<asp:SqlDataSource ID="SqlDataSource1" runat="server" ConnectionString="<%$ ConnectionStrings:con %>" SelectCommand="SELECT [Ticket], [Status] FROM [Feedback] WHERE ([Ticket] = @Ticket)">

                        <SelectParameters>

                            <asp:ControlParameter ControlID="ticket" Name="Ticket" PropertyName="Text" Type="Int32" />

                        </SelectParameters>

                    </asp:SqlDataSource>



                        </div>
```

</form>

<!--/.content-->

<!--/.span9-->

</asp:Content>

Feedbackstatus.aspx.cs

```
using System;
using System.Collections.Generic;
using System.Linq;
using System.Web;
using System.Web.UI;
```

```
using System.Web.UI.WebControls;


public partial class about_us_user_home_feedstat : System.Web.UI.Page
{
    protected void Page_Load(object sender, EventArgs e)
    {


    }
    protected void fbtn_Click(object sender, EventArgs e)
    {
        Bind();
    }
    protected void Bind()
    {


        GridView1.DataBind();
    }
}
```

Changepassword.aspx

```
<%@ Page Title="" Language="C#" MasterPageFile="~/about-us/user_home/uMasterPage.master" AutoEventWireup="true" CodeFile="chpass.aspx.cs" Inherits="about_us_user_home_chpass" %>
```

```
<asp:Content ID="Content1" ContentPlaceHolderID="ContentPlaceHolder1" Runat="Server">

                                                    <div class="span9">
                                                        <div class="content">

                                                            <div class="module">
                                                                <div class="module-head">
                                                                    <h3>User Profile</h3>
                                                                </div>
                                                                <div class="module-body">

<%--
                                                                    <div class="alert">
                                                                        <button type="button" class="close" data-dismiss="alert">×</button>
                                                                        <strong>Warning!</strong> Something fishy here!
                                                                    </div>--%>
```

```
                                    <div class="alert">

                                    <button type="button" class="close" data-dismiss="alert">×</button>

                                    <asp:Label ID="plbl" runat="server" Text="Create/Update Password"></asp:Label><br /><br />

                                    </div>
<%--
                                    <div class="alert alert-success">

                                    <button type="button" class="close" data-dismiss="alert">×</button>

                                    <strong>Well done!</strong> Now you are listening me :)

                                    </div>--%>

                                    <br />

                                    <form id="Form1" class="form-horizontal row-fluid" runat="server">
```

```
<div class="control-group">

<asp:Label ID="oldpl" runat="server" Text="Old Password" CssClass="control-label" Visible="false"></asp:Label>

<div class="controls">

<asp:TextBox ID="oldpass" textmode="Password" CssClass="form-control" runat="server" Visible="false"></asp:TextBox>

</div>

</div>

<div class="control-group">

<label class="control-label" for="basicinput">Password</label>

<div class="controls">
```

<asp:TextBox ID="password" textmode="Password" CssClass="form-control" runat="server"></asp:TextBox>

<asp:CompareValidator ID="CompareValidator1" runat="server" ErrorMessage="Password mismatch!" ControlToValidate="cpassword" ControlToCompare="password" ValidationGroup="vl"></asp:CompareValidator>

<label class="control-label" for="basicinput">Confirm Password</label>

<asp:TextBox ID="cpassword" textmode="Password" CssClass="form-control" runat="server"></asp:TextBox>

```
                                    </div>

                                    <div class="control-group">

                                        <div class="controls">

                                                <asp:Button  ID="pbtn"  CssClass="btn"
runat="server" Text="Submit"  OnClick="pbtn_Click"/>

                                        </div>

                                    </div>

                                    </form>

                                                                    </div>

                                                                </div>

                                                            </div><!--/.content-->

                                                        </div><!--/.span9-->
```

</asp:Content>

Changepassword.aspx.cs

```
using System;
using System.Collections.Generic;
using System.Linq;
using System.Web;
using System.Web.UI;
using System.Web.UI.WebControls;
using System.Data.SqlClient;
using System.Configuration;
using System.Data;
using System.Drawing;
using System.Security.Cryptography;
using System.IO;
using System.Text;



public partial class about_us_user_home_chpass : System.Web.UI.Page
{
```

```
string constr = ConfigurationManager.ConnectionStrings["con"].ConnectionString.ToString();

protected void Page_Load(object sender, EventArgs e)
{

    if (Session["PassMultiVal"] != null)
    {
        oldpass.Visible = true;
        oldpl.Visible = true;
    }

}

public static string Encrypt(string toEncrypt, bool useHashing)
{
    byte[] keyArray;
    byte[] toEncryptArray = UTF8Encoding.UTF8.GetBytes(toEncrypt);
```

```
System.Configuration.AppSettingsReader settingsReader =
                                    new AppSettingsReader();
// Get the key from config file

string key = (string)settingsReader.GetValue("SecurityKey",
                                            typeof(String));
//System.Windows.Forms.MessageBox.Show(key);
//If hashing use get hashcode regards to your key
if (useHashing)
{
    MD5CryptoServiceProvider hashmd5 = new MD5CryptoServiceProvider();
    keyArray = hashmd5.ComputeHash(UTF8Encoding.UTF8.GetBytes(key));
    //Always release the resources and flush data
    // of the Cryptographic service provide. Best Practice

    hashmd5.Clear();
}
else
    keyArray = UTF8Encoding.UTF8.GetBytes(key);

TripleDESCryptoServiceProvider tdes = new TripleDESCryptoServiceProvider();
//set the secret key for the tripleDES algorithm
tdes.Key = keyArray;
```

```
    //mode of operation. there are other 4 modes.
    //We choose ECB(Electronic code Book)
    tdes.Mode = CipherMode.ECB;
    //padding mode(if any extra byte added)

    tdes.Padding = PaddingMode.PKCS7;

    ICryptoTransform cTransform = tdes.CreateEncryptor();
    //transform the specified region of bytes array to resultArray
    byte[] resultArray =
      cTransform.TransformFinalBlock(toEncryptArray, 0,
      toEncryptArray.Length);
    //Release resources held by TripleDes Encryptor
    tdes.Clear();
    //Return the encrypted data into unreadable string format
    return Convert.ToBase64String(resultArray, 0, resultArray.Length);
}


protected void pbtn_Click(object sender, EventArgs e)
{

    //sign up session check
```

```
if (Session["umail"] != null)
{

    SqlConnection con = new SqlConnection(constr);
    con.Open();

    string qry2 = "update uRegistration set Password='" + Encrypt(password.Text.ToString(), true) + "' where Email='" + Session["umail"] + "'";
    SqlCommand cmd2 = new SqlCommand(qry2, con);

    int i = cmd2.ExecuteNonQuery();
    if (i > 0)
    {
       plbl.Text = "Password updated, You will be redirected to log in!";
       plbl.ForeColor = Color.Red;
       ScriptManager.RegisterClientScriptBlock(this, typeof(Page), "redirectJS", " setTimeout(function(){window.location.replace('../login.aspx')}, 2000);", true);

    }

    else
    {
```

```
            plbl.Text = "An error ocurred! Please try later!";
        }









}



//login session check
if (Session["PassMultiVal"] != null)
{
    List<string> rcval = (List<string>)Session["PassMultiVal"];
    SqlConnection con = new SqlConnection(constr);
    con.Open();
    string qry1 = "select Password from uRegistration where Email='" + rcval[0] + "'";
    SqlCommand cmd1 = new SqlCommand(qry1, con);
    SqlDataReader dr = cmd1.ExecuteReader();
    string pcheck = "";
    if (dr.Read())
    {
```

```
            pcheck = dr["Password"].ToString().Trim();


        }


        if (pcheck == Encrypt(oldpass.Text.ToString(), true))
        {


            con.Close();

            con.Open();

            string qry2 = "update uRegistration set Password='" +
Encrypt(password.Text.ToString(), true) + "' where Email='" + rcval[0] + "'";

            SqlCommand cmd2 = new SqlCommand(qry2, con);

            int i = cmd2.ExecuteNonQuery();

            if (i > 0)

            {

                plbl.Text = "Password updated";


            }


        }

        else

        {

            plbl.Text = "An error ocurred! Please try later!";
```

```
        }
      }
    }
}
```

Availability.aspx

```
<%@ Page Title="" Language="C#" MasterPageFile="~/about-us/vol_home/uMasterPage.master" AutoEventWireup="true" CodeFile="youravailabity.aspx.cs" Inherits="about_us_vol_home_youravailabity" %>

<asp:Content ID="Content1" ContentPlaceHolderID="ContentPlaceHolder1" Runat="Server">
  <link href="../JUI/jquery-ui.css" rel="stylesheet" />
   <script  src="../JUI/jquery.min.js"></script>
   <script  src="../JUI/jquery-ui.min.js"></script>



   <div ID="mainform" runat="server" Visible="true">
                                                        <div class="span9">
                                                            <div class="content">

                                                                <div class="module">
```

```
                                                    <div
class="module-head">

                                <h3>Your Availabity</h3>

                                                    </div>

                                                    <div
class="module-body">

<%--
                                <div class="alert">

                                <button type="button" class="close" data-
dismiss="alert">×</button>

                                <strong>Warning!</strong> Something fishy here!

                                </div>--%>


                                <div class="alert">

                                <button type="button" class="close" data-
dismiss="alert">×</button>

                                <asp:Label ID="lbl" runat="server" Text="Please
Change your  Availablity status "></asp:Label><br /><br />
```

```
                                    </div>
<%--
                                    <div class="alert alert-success">
                                    <button type="button" class="close" data-dismiss="alert">×</button>
                                    <strong>Well done!</strong> Now you are listening me :)
                                    </div>--%>

                                    <br />

                                    <form id="uform" class="form-horizontal row-fluid" runat="server">
                                        <div class="control-group">
                                            <label class="control-label" for="basicinput">Availablity Status</label>
                                            <div class="controls">
```

```
                                        <asp:DropDownList ID="avail"
CssClass="form-control" runat="server">
                                            <asp:ListItem Text="unavilable" />
                                            <asp:ListItem Text="available" />
                                            <asp:ListItem Text="busy" />
                                        </asp:DropDownList>

                                        </div>

                                    </div>
                                <div class="control-group">

                                        <div class="controls">

                                        <asp:Button ID="btn" CssClass="btn-large"
runat="server" Text="Update" OnClick="btn_Click" />

                                        </div>

                                    </div>
                            </form>
                        </div>
                    </div>
                </div>
                </div>
```

```
        </div>


</asp:Content>
```

Availablity.aspx.cs

```
using System;
using System.Collections.Generic;
using System.Linq;
using System.Web;
using System.Web.UI;
using System.Web.UI.WebControls;
using System.Configuration;
using System.Data;
using System.Data.SqlClient;
using System.Net.Mail;
using System.IO;
using System.Drawing;


public partial class about_us_vol_home_youravailabity : System.Web.UI.Page
{
    string constr = ConfigurationManager.ConnectionStrings["con"].ConnectionString.ToString();
    List<string> rcval;
```

```
protected void Page_Load(object sender, EventArgs e)
{

}
protected void btn_Click(object sender, EventArgs e)
{



    if (Session["PassMultiVal"] != null)
    {
        List<string> rcval = (List<string>)Session["PassMultiVal"];


        try
        {


            string qry = "update vRegistration set availstat='" +avail.Text.ToString()+ "' where Email='" + rcval[0] + "'";
            SqlConnection con = new SqlConnection(constr);
            con.Open();
            SqlCommand cmd = new SqlCommand(qry, con);
            int i = cmd.ExecuteNonQuery();
```

```
            if (i > 0)
            {
                lbl.Text = "Your availablity status is updated!";


            }

            else
            {
                lbl.Text = "Something getting Wrong";
            }
        }

        catch (Exception ex)
        {


            lbl.Text = ex.ToString();


        }
    }
  }

}
```

ADMIN SECTION

Addaharspot.aspx

```
<%@ Page Title="" Language="C#" MasterPageFile="~/about-us/admin_home/aMasterPage.master" AutoEventWireup="true" CodeFile="addaharspot.aspx.cs" Inherits="about_us_admin_home_addaharspot" %>


<asp:Content ID="Content1" ContentPlaceHolderID="ContentPlaceHolder1" Runat="Server">
    <div class="span9">
                                                    <div class="content">

                                                        <div class="module">
                                                            <div class="module-head">
                                                                <h3>Addahar Spot</h3>
                                                            </div>
                                                            <div class="module-body">
```

```
                                        <div class="alert">

                                        <button type="button" class="close" data-dismiss="alert">×</button>

                                        <asp:Label ID="plbl" runat="server" Text="Ahar Spot Details"></asp:Label><br /><br />

                                        </div>




                                        <br />

                                        <form id="Form1" class="form-horizontal row-fluid" runat="server">

                                <div class="control-group">

                                    <asp:Label ID="lblx" class="control-label" runat="server" Visible="true"> Area's Category</asp:Label>


                                    <div class="controls">

                                <asp:DropDownList ID="Cateogry" CssClass="form-control" runat="server">

                                    <asp:ListItem Text="Urban" />

                                    <asp:ListItem Text="Rural" />
```

```
                    <asp:ListItem Text="Others" />

                </asp:DropDownList>









                </div>

            </div>

        <div class="control-group">

                <asp:Label  ID="Label1"  class="control-label"  runat="server"
Visible="true">Type of People</asp:Label>


                <div class="controls">

        <asp:DropDownList ID="type" CssClass="form-control" runat="server">

                    <asp:ListItem Text="Economically Backward Slums" />

                    <asp:ListItem Text="Orphanages" />

                    <asp:ListItem Text="Old age homes" />

                    <asp:ListItem Text="Homeless People" />

                    <asp:ListItem Text="Shelter Homes" />


            <asp:ListItem Text="Others" />
```

```
                    </asp:DropDownList>


                            </div>

                        </div>

    <div class="control-group">

                            <asp:Label ID="Label2" class="control-label" runat="server" Visible="true">Address</asp:Label>


                            <div class="controls">

                    <asp:TextBox ID="TextBox5" runat="server" class="form-control" placeholder="Address."></asp:TextBox>

                        </div>

                </div>

            <div class="control-group">

                            <asp:Label ID="Label3" class="control-label" runat="server" Visible="true">No of People</asp:Label>


                            <div class="controls">


      <asp:TextBox ID="TextBox4" runat="server" class="form-control" placeholder="Enter no of people" ></asp:TextBox>

                    </div>

                </div>
```

```
            <div class="control-group">
                        <div class="controls">
                    <asp:Button ID="Button1" runat="server" Text="Submit" CssClass="btn-
large" style="margin-left:5%"  Width="150" OnClick="Button1_Click"  />
                    </div>
              </div>
             </form>
                    </div>
           </div>
        </div>

         </div>

</asp:Content>
```

Addaharspot.aspx.cs

```
using System;
using System.Collections.Generic;
using System.Linq;
using System.Web;
using System.Web.UI;
using System.Web.UI.WebControls;
using System.Data;
```

```
using System.Data.SqlClient;
using System.Configuration;

public partial class about_us_admin_home_addaharspot : System.Web.UI.Page
{
    protected void Page_Load(object sender, EventArgs e)
    {

    }
    protected void Button1_Click(object sender, EventArgs e)
    {
        SqlConnection con = new SqlConnection(ConfigurationManager.ConnectionStrings["con"].ConnectionString);
        con.Open();
        string inscmd = "insert into aharspot(category,type,address,nopeople)values(@cat,@type,@add,@nopeo)";
        SqlCommand insertuser = new SqlCommand(inscmd, con);
        insertuser.Parameters.AddWithValue("@cat", Cateogry.Text);
        insertuser.Parameters.AddWithValue("@type", type.Text);
        insertuser.Parameters.AddWithValue("@add", TextBox5.Text);
        insertuser.Parameters.AddWithValue("@nopeo", TextBox4.Text);

        try
```

```
        {
            insertuser.ExecuteNonQuery();
            con.Close();
            plbl.Text = "Ahar spot is registered successfuly";
            ClientScript.RegisterStartupScript(this.GetType(),  "Alert",  string.Format("alert('Data Saved Successfully');"), true);
        }
        catch (Exception er)
        {
            Response.Write("something going wrong" + er.Message + "");
        }
        finally
        {

        }

    }
}
```

Aharspotinfo.aspx

```
<%@ Page Title="" Language="C#" MasterPageFile="~/about-us/admin_home/aMasterPage.master" AutoEventWireup="true" CodeFile="aharspotinfo.aspx.cs" Inherits="about_us_admin_home_aharspotinfo" %>
```

```
<asp:Content ID="Content1" ContentPlaceHolderID="ContentPlaceHolder1" Runat="Server">

                                                    <div class="span9">
                                                        <div class="content">

                                                            <div class="module">
                                                                <div class="module-head">
                                                                    <h3>AharSpot Details</h3>
                                                                </div>
                                                                <div class="module-body">

<%--
                                                                    <div class="alert">
                                                                        <button type="button" class="close" data-dismiss="alert">×</button>
                                                                        <strong>Warning!</strong> Something fishy here!
                                                                    </div>--%>
```

```
                                        <div class="alert">

                                        <button type="button" class="close" data-dismiss="alert">×</button>

                                        <asp:Label ID="plbl" runat="server" Text="AharSpot Info "></asp:Label><br /><br />

                                        </div>
<%--
                                        <div class="alert alert-success">

                                        <button type="button" class="close" data-dismiss="alert">×</button>

                                        <strong>Well done!</strong> Now you are listening me :)

                                        </div>--%>


                                        <br />


                                        <form id="Form1" class="form-horizontal row-fluid" runat="server">
```

```
                                                    <div class="control-group">

                    <asp:GridView          ID="users"          runat="server"
CssClass="table"></asp:GridView>

                    </div>

                            </form>

                                                                    </div>

                                                                </div>

                                                        </div><!--/.content-->

                                                    </div><!--/.span9-->
```

```
</asp:Content>
```

Aharspotinfo.aspx.cs

```
using System;
using System.Collections.Generic;
using System.Linq;
using System.Web;
using System.Web.UI;
using System.Web.UI.WebControls;
using System.Configuration;
using System.Data;
using System.Data.SqlClient;

public partial class about_us_admin_home_aharspotinfo : System.Web.UI.Page
{
   string constr = ConfigurationManager.ConnectionStrings["con"].ConnectionString.ToString();

   protected void Page_Load(object sender, EventArgs e)
   {
      // string qry = "select * from uregistration";
      string qry = "select * from aharspot";
```

```
SqlConnection c1 = new SqlConnection(constr);
SqlCommand cmd = new SqlCommand(qry, c1);
//cmd.CommandType = CommandType.StoredProcedure;
//cmd.CommandText = "select * from uregistration";
//cmd.Connection = c1;
c1.Open();
//if (!IsPostBack)
//{
//    criteria.Items.Add("Select");
//    criteria.Items.Add("Email");
//    criteria.Items.Add("Phone");
//    criteria.Items.Add("Area Code");

//}

try
{
    users.EmptyDataText = "No Records Found!";
    users.DataSource = cmd.ExecuteReader();
    users.DataBind();

}
```

```
        catch (Exception ex)
        {
            throw ex;
        }
        finally
        {
            c1.Close();
            c1.Dispose();
        }



    }


}
```

Conatctusinfo.aspx

```
<%@ Page Title="" Language="C#" MasterPageFile="~/about-us/admin_home/aMasterPage.master" AutoEventWireup="true" CodeFile="contactusinfo.aspx.cs" Inherits="about_us_admin_home_contactusinfo" %>


<asp:Content ID="Content1" ContentPlaceHolderID="ContentPlaceHolder1" Runat="Server">
```

```
                                        <div class="span9">
                                            <div class="content">

                                                <div
class="module">
                                                    <div
class="module-head">
                                                        <h3>Contact Us Details</h3>
                                                    </div>
                                                    <div
class="module-body">

<%--
                                                        <div class="alert">
                                                        <button type="button" class="close" data-
dismiss="alert">×</button>
                                                        <strong>Warning!</strong> Something fishy here!
                                                        </div>--%>

                                                        <div class="alert">
```

```
                                    <button type="button" class="close" data-dismiss="alert">×</button>

                                    <asp:Label ID="plbl" runat="server" Text="Contact Us Info"></asp:Label><br /><br />

                                    </div>
<%--
                                    <div class="alert alert-success">

                                    <button type="button" class="close" data-dismiss="alert">×</button>

                                    <strong>Well done!</strong> Now you are listening me :)

                                    </div>--%>


                                    <br />


                                    <form id="Form1" class="form-horizontal row-fluid" runat="server">

                                                <div class="control-group">
```

```
                    <asp:GridView ID="users" runat="server"
CssClass="table"></asp:GridView>

                </div>

            </form>

                    </div>

                </div>

                    </div><!--/.content-->

                </div><!--/.span9-->
```

```
</asp:Content>
```

Contactusinfo.aspx.cs

```
using System;
using System.Collections.Generic;
using System.Linq;
using System.Web;
using System.Web.UI;
using System.Web.UI.WebControls;
using System.Configuration;
using System.Data;
using System.Data.SqlClient;

public partial class about_us_admin_home_contactusinfo : System.Web.UI.Page
{
   string constr = ConfigurationManager.ConnectionStrings["con"].ConnectionString.ToString();

   protected void Page_Load(object sender, EventArgs e)
   {
      string qry = "select * from contact";
      //string qry = "select [ID],[Email],[Name], [Gender], [Phone], [Address],[Aadhar],[AreaCode] from uregistration";
```

```
SqlConnection c1 = new SqlConnection(constr);
SqlCommand cmd = new SqlCommand(qry, c1);
//cmd.CommandType = CommandType.StoredProcedure;
//cmd.CommandText = "select * from uregistration";
//cmd.Connection = c1;
c1.Open();
//if (!IsPostBack)
//{
//    criteria.Items.Add("Select");
//    criteria.Items.Add("Email");
//    criteria.Items.Add("Phone");
//    criteria.Items.Add("Area Code");

//}

try
{
   users.EmptyDataText = "No Records Found!";
   users.DataSource = cmd.ExecuteReader();
   users.DataBind();
}
catch (Exception ex)
```

```
        {
            throw ex;
        }
        finally
        {
            c1.Close();
            c1.Dispose();
        }
    }
}
```

Fooddelivery.aspx

```
<%@ Page Title="" Language="C#" MasterPageFile="~/about-us/admin_home/aMasterPage.master" AutoEventWireup="true" CodeFile="deliveryfood.aspx.cs" Inherits="about_us_admin_home_deliveryfood" %>

<asp:Content ID="Content1" ContentPlaceHolderID="ContentPlaceHolder1" Runat="Server">

                                                    <div class="span9">
                                                        <div class="content">

                                                            <div class="module">
```

```
                                                    <div
class="module-head">

                                <h3>Food Delivery </h3>

                                                    </div>

                                                    <div
class="module-body">



                                <div class="alert">

                                <button type="button" class="close" data-
dismiss="alert">×</button>

                                <asp:Label ID="plbl" runat="server" Text="Food
Delivery"></asp:Label><br /><br />

                                </div>



                                <br />
```

```
                                        <form id="Form1" class="form-horizontal row-fluid" runat="server">



                    <div class="control-group">

                        <asp:Label ID="lblupic" class="control-label" runat="server">Food Deliver ID</asp:Label>


                                <div class="controls">

                                    <asp:TextBox ID="txtupic" runat="server" ></asp:TextBox>

                                    <asp:Button ID="btnuserpic" runat="server" Text="Show" OnClick="userpic_Click"  />


                                </div>

                            </div>
<div class="col-md-12">
            <asp:Panel ID="pnluser" runat="server" Visible="false">
            <table class="table">
                <tr>
                    <td><b>Address:</b></td>
                    <td>
                        <asp:Label ID="lblaadd" runat="server"></asp:Label>
                    </td>
```

```
            <td><b> Area's Category :</b></td>
            <td>
                <asp:Label ID="lblacat" runat="server"></asp:Label>
            </td>

        </tr>
        <tr>
            <td><b>Type of People</b></td>
            <td>
                <asp:Label ID="lblatype" runat="server"></asp:Label>
            </td>
             <td><b>No of people :</b></td>
            <td>
                <asp:Label ID="lblapeo" runat="server"></asp:Label>
            </td>

        </tr>
    </table>
        </asp:Panel>
</div>
```

```
<div class="control-group">
                                    <asp:Label ID="lblvol" class="control-label" runat="server" Visible="false">Volinteer ID</asp:Label>

                                    <div class="controls">
                                      <asp:TextBox ID="txtvol" runat="server" Visible="false"></asp:TextBox>
                                  <asp:Button ID="btnvol" runat="server" Visible="false" Text="Show" OnClick="vol_Click"  />

                                    </div>
                                  </div>
<div class="col-md-12">
            <asp:Panel ID="Pnbvoli" runat="server" Visible="false">
            <table class="table">
               <tr>
                  <td><b> Name :</b></td>
                  <td>
                     <asp:Label ID="lblvname" runat="server"></asp:Label>
                  </td>
```

```
<td><b>Gender :</b></td>
<td>
<asp:Label ID="lblgen" runat="server"></asp:Label>
</td>
</tr>

<tr>
<td><b>Email</b></td>
<td>
<asp:Label ID="lblvemail" runat="server"></asp:Label>
</td>
<td><b>Contact :</b></td>
<td>
<asp:Label ID="lblcon" runat="server"></asp:Label>
</td>

</tr>
<tr>
<td><b>Status</b></td>
<td>
<asp:DropDownList ID="volstat" CssClass="form-control" runat="server"
AutoPostBack="True" OnSelectedIndexChanged="volstat_SelectedIndexChanged">
```

```
                                    <asp:ListItem>Unavailable</asp:ListItem>
                                    <asp:ListItem>Available</asp:ListItem>
                                    <asp:ListItem>Busy</asp:ListItem>
                                </asp:DropDownList>        </td>
                    </tr>
                </table>
                    </asp:Panel>
            </div>
<div class="control-group">
                                <asp:Label  ID="lblvahi"  class="control-label"  runat="server"
Visible="false">Vahicle ID </asp:Label>

                                <div class="controls">
                                    <asp:TextBox              ID="txtvahi"              runat="server"
Visible="false"></asp:TextBox>
                                <asp:Button ID="btnvahi" runat="server" Visible="false" Text="Show"
OnClick="vehi_Click"  />

                                </div>
                            </div>

                                                                <div class="col-md-12">
                <asp:Panel ID="Pnbvehi" runat="server" Visible="false">
                <table class="table">
```

```
    <tr>
        <td><b>Owner Name :</b></td>
        <td>
            <asp:Label ID="lblown" runat="server"></asp:Label>
        </td>
         <td><b>Vehicle No:</b></td>
        <td>
            <asp:Label ID="lblvno" runat="server"></asp:Label>
        </td>
    </tr>
    <tr>
         <td><b>Contact no:</b></td>
        <td>
            <asp:Label ID="lblvconac" runat="server"></asp:Label>
        </td>
        <td><b>Email</b></td>
        <td>
            <asp:Label ID="lblvehemail" runat="server"></asp:Label>
        </td>
    </tr>

</table>
    </asp:Panel>
```

```
</div>
                    <br />
                <div class="control-group">
                  <div class="controls">
            <asp:Button ID="Button1" runat="server" Text="Submit" Visible="false"
CssClass="btn-large" style="margin-left:5%"  Width="150" OnClick="Button1_Click"  />
            </div>
        </div>

                </form>

                                                    </div>
                                                </div>

                                        </div><!--/.content-->
                                    </div><!--/.span9-->
```

</asp:Content>

Deliveryfood.aspx.cs

```
using System;
using System.Collections.Generic;
using System.Linq;
using System.Web;
using System.Web.UI;
using System.Web.UI.WebControls;
using System.Configuration;
using System.Data;
using System.Data.SqlClient;
using System.Drawing;
using System.IO;
using System.Net.Mail;


public partial class about_us_admin_home_deliveryfood : System.Web.UI.Page
{
    string constr = ConfigurationManager.ConnectionStrings["con"].ConnectionString.ToString();
    string mailveh = "";
    string mailvto = "";
    protected void Page_Load(object sender, EventArgs e)
```

```
{


}




protected void userpic_Click(object sender, EventArgs e)
{
    Button1.Visible = true;
    lblvol.Visible = true;
    txtvol.Visible = true;
    btnvol.Visible = true;
    lblvahi.Visible = true;
    txtvahi.Visible = true;
    btnvahi.Visible = true;
    string qry = "select * from aharspot where ID='" + txtupic.Text.ToString().Trim() + "'";
    SqlConnection con = new SqlConnection(constr);
    SqlCommand cmd = new SqlCommand(qry, con);
    SqlDataAdapter da = new SqlDataAdapter(cmd);
    DataTable dt = new DataTable();
    da.Fill(dt);
    if (dt.Rows.Count > 0)
    {
```

```
        pnluser.Visible = true;
        lblaadd.Text = dt.Rows[0]["address"].ToString();
        lblacat.Text = dt.Rows[0]["category"].ToString();
        lblatype.Text = dt.Rows[0]["type"].ToString();
        lblapeo.Text = dt.Rows[0]["nopeople"].ToString();
         }
    else
    {
        //GridView1.DataSource = null;
        //GridView1.DataBind();
    }

}


protected void vol_Click(object sender, EventArgs e)
{
   string qry = "select * from vregistration where ID='" + txtvol.Text.ToString().Trim() + "'";
    SqlConnection con = new SqlConnection(constr);
    SqlCommand cmd = new SqlCommand(qry, con);
    SqlDataAdapter da = new SqlDataAdapter(cmd);
    DataTable dt = new DataTable();
    da.Fill(dt);
```

```
        if (dt.Rows.Count > 0)
        {
            Pnbvoli.Visible = true;
            lblvname.Text = dt.Rows[0]["name"].ToString();
            lblgen.Text = dt.Rows[0]["gender"].ToString();
            lblvemail.Text = dt.Rows[0]["email"].ToString();
            lblcon.Text = dt.Rows[0]["phone"].ToString();
            Session["vemail"] = dt.Rows[0]["Email"].ToString();
        }
        else
        {
            //GridView1.DataSource = null;
            //GridView1.DataBind();
        }

    }

    protected void vehi_Click(object sender, EventArgs e)
    {
        string qry = "select * from Vehicle_details where ID='" + txtvahi.Text.ToString().Trim()
+ "'";
        SqlConnection con = new SqlConnection(constr);
        SqlCommand cmd = new SqlCommand(qry, con);
```

```
    SqlDataAdapter da = new SqlDataAdapter(cmd);
    DataTable dt = new DataTable();
    da.Fill(dt);
    if (dt.Rows.Count > 0)
    {
        Pnbvehi.Visible = true;
        lblown.Text = dt.Rows[0]["owner_name"].ToString();
        lblvno.Text = dt.Rows[0]["Vehicle_no"].ToString();
        lblvconac.Text = dt.Rows[0]["contact"].ToString();

        lblvehemail.Text = dt.Rows[0]["email"].ToString();
        Session["vahemail"] = dt.Rows[0]["email"].ToString();
    }
    else
    {
        //GridView1.DataSource = null;
        //GridView1.DataBind();
    }

}
```

```
    protected void Button1_Click(object sender, EventArgs e)
    {
        if (Session["vahemail"] != null)
        {
            mailveh = Session["vahemail"].ToString();
            SendingMail(mailveh, "kumarvinay.vkm705013@gmail.com", "7050132917",
"Registration", "You have to go to deliver food!!");
        }
        if (Session["vemail"] != null)
        {
            mailvto = Session["vemail"].ToString();
            SendingMail(mailvto, "kumarvinay.vkm705013@gmail.com", "7050132917",
"Registration", "You have to deliver food!!");
        }
        Session.Remove("vahemail");
        Session.Remove("vemail");
    }
    public string SendingMail(string mailTo, string from, string pass, string subject, string body)
    {
        string msg = string.Empty;
        if (mailTo != "")
        {
```

```
MailMessage message = new MailMessage();
SmtpClient smtpClient = new SmtpClient();

try
{
    MailAddress fromAddress = new MailAddress(from);
    message.From = fromAddress;
    message.To.Add(mailTo);

    message.Subject = subject;
    message.IsBodyHtml = true;
    message.Body = body;
    smtpClient.Host = "smtp.gmail.com";
    smtpClient.Port = 587;
    smtpClient.EnableSsl = true;
    smtpClient.UseDefaultCredentials = true;
    smtpClient.Credentials = new System.Net.NetworkCredential(from, pass);
    smtpClient.Send(message);
    msg = "true";

}
catch (Exception ex)
{
```

```
            throw ex;
            // msg = ex.Message;
        }
    }
    return msg;

}

protected void volstat_SelectedIndexChanged(object sender, EventArgs e)
{
    string qry = "update vregistration set availstat='" + volstat.SelectedItem.Text + "' where
ID='" + txtvol.Text.ToString().Trim() + "'";
    SqlConnection con = new SqlConnection(constr);
    con.Open();
    SqlCommand cmd = new SqlCommand(qry, con);
    int i = cmd.ExecuteNonQuery();
    if (i > 0)
    {

    }

    else
```

```
        {

        }

    }

}
```

Feedbackres.aspx

```
<%@ Page Title="" Language="C#" MasterPageFile="~/about-us/admin_home/aMasterPage.master" AutoEventWireup="true" CodeFile="feedres.aspx.cs" Inherits="about_us_admin_home_feedres" %>




<asp:Content ID="Content1" ContentPlaceHolderID="ContentPlaceHolder1" Runat="Server">

                                                    <div class="span9">

                                                        <div class="content">


                                                            <div class="module">

                                                                <div class="module-head">

                                                                    <h3>Feedback/Complaint Resolution</h3>

                                                                </div>
```

```
                                                                    <div
class="module-body">

<%--
                                        <div class="alert">

                                        <button type="button" class="close" data-
dismiss="alert">×</button>

                                        <strong>Warning!</strong> Something fishy here!

                                        </div>--%>


                                        <div class="alert">

                                        <button type="button" class="close" data-
dismiss="alert">×</button>

                                        <asp:Label ID="plbl" runat="server"
Text="Response to Feedback/Complaint"></asp:Label><br /><br />

                                        </div>
<%--
                                        <div class="alert alert-success">

                                        <button type="button" class="close" data-
dismiss="alert">×</button>
```

```
                                        <strong>Well done!</strong> Now you are listening
me :)

                                        </div>--%>


                                        <br />


                                        <form id="Form1" class="form-horizontal row-
fluid" runat="server">

                                <div class="control-group">
                                    <label class="control-label">Filter By</label>
                                    <div class="controls">
                                        <asp:DropDownList ID="reason" runat="server">
                                            <asp:ListItem>Select</asp:ListItem>
                                            <asp:ListItem>Feedback</asp:ListItem>
                                            <asp:ListItem>Suggestions</asp:ListItem>
                                            <asp:ListItem>Complaint</asp:ListItem>


                                        </asp:DropDownList>
```

```
                    <asp:Button ID="show" runat="server" Text="Show" OnClick="show_Click"  />


                </div>

            </div>




                                                    <div class="control-group">

                <asp:GridView ID="GridView1" runat="server" DataSourceID="SqlDataSource1" AutoGenerateColumns="False" DataKeyNames="ID" CssClass="table">

                    <Columns>

                        <asp:BoundField DataField="ID" HeaderText="ID" InsertVisible="False" ReadOnly="True" SortExpression="ID" />

                        <asp:BoundField DataField="Ticket" HeaderText="Ticket" SortExpression="Ticket" ReadOnly="True" />

                <asp:BoundField DataField="Reason" HeaderText="Reason" SortExpression="Reason" ReadOnly="True" />

                        <asp:BoundField DataField="ComplainFor" HeaderText="ComplainFor" SortExpression="ComplainFor" ReadOnly="True" />

                        <asp:BoundField DataField="Detail" HeaderText="Detail" SortExpression="Detail" ReadOnly="True" />

                        <asp:BoundField DataField="UID" HeaderText="UID" SortExpression="UID" ReadOnly="True" />
```

<asp:BoundField DataField="Status" HeaderText="Status" SortExpression="Status" />

<asp:TemplateField HeaderText="Actions" ShowHeader="False">

<EditItemTemplate>

<asp:LinkButton ID="LinkButton1" runat="server" CausesValidation="True" CommandName="Update" Text="Update" OnClientClick="return confirm('Are you sure?');"></asp:LinkButton>

 <asp:LinkButton ID="LinkButton2" runat="server" CausesValidation="False" CommandName="Cancel" Text="Cancel"></asp:LinkButton>

</EditItemTemplate>

<ItemTemplate>

<asp:LinkButton ID="LinkButton1" runat="server" CausesValidation="False" CommandName="Edit" Text="Edit"></asp:LinkButton>

 <asp:LinkButton ID="LinkButton2" runat="server" CausesValidation="False" CommandName="Delete" Text="Delete" OnClientClick="return confirm('Are you sure?');"></asp:LinkButton>

</ItemTemplate>

</asp:TemplateField>

</Columns>

</asp:GridView>

<asp:SqlDataSource ID="SqlDataSource1" runat="server" ConnectionString="<%$ ConnectionStrings:con %>" DeleteCommand="DELETE FROM [Feedback] WHERE [ID] = @ID" InsertCommand="INSERT INTO [Feedback] ([Ticket], [Reason], [ComplainFor], [Detail], [UID], [Status]) VALUES (@Ticket, @Reason, @ComplainFor, @Detail, @UID, @Status)" SelectCommand="SELECT [ID], [Ticket], [Reason], [ComplainFor], [Detail], [UID], [Status] FROM [Feedback] WHERE ([Reason] =

@Reason)" UpdateCommand="UPDATE [Feedback] SET [Status] = @Status WHERE [ID] = @ID">

<DeleteParameters>

<asp:Parameter Name="ID" Type="Int32" />

</DeleteParameters>

<InsertParameters>

<asp:Parameter Name="Ticket" Type="Int32" />

<asp:Parameter Name="Reason" Type="String" />

<asp:Parameter Name="ComplainFor" Type="String" />

<asp:Parameter Name="Detail" Type="String" />

<asp:Parameter Name="UID" Type="Int32" />

<asp:Parameter Name="Status" Type="String" />

</InsertParameters>

<SelectParameters>

<asp:ControlParameter ControlID="reason" Name="Reason" PropertyName="SelectedValue" Type="String" />

</SelectParameters>

<UpdateParameters>

<asp:Parameter Name="Ticket" Type="Int32" />

<asp:Parameter Name="Reason" Type="String" />

<asp:Parameter Name="ComplainFor" Type="String" />

<asp:Parameter Name="Detail" Type="String" />

<asp:Parameter Name="UID" Type="Int32" />

```
            <asp:Parameter Name="Status" Type="String" />
            <asp:Parameter Name="ID" Type="Int32" />
        </UpdateParameters>
    </asp:SqlDataSource>

    </div>

                </form>

                                                    </div>
                                                </div>

                                                    </div><!--/.content-->
                                                </div><!--/.span9-->
```

</asp:Content>

Feedres.aspx.cs

```
using System;
using System.Collections.Generic;
using System.Linq;
using System.Web;
using System.Web.UI;
using System.Web.UI.WebControls;
using System.Data.SqlClient;
using System.Configuration;


public partial class about_us_admin_home_feedres : System.Web.UI.Page
{
   string constr = ConfigurationManager.ConnectionStrings["con"].ConnectionString.ToString();
   protected void Page_Load(object sender, EventArgs e)
   {


   }
   protected void show_Click(object sender, EventArgs e)
   {
      Bind();
   }
```

```
    protected void Bind()
    {

        GridView1.DataBind();
    }
}
```

Hoteldetails.aspx

```
<%@ Page Title="" Language="C#" MasterPageFile="~/about-us/admin_home/aMasterPage.master" AutoEventWireup="true" CodeFile="hdetail.aspx.cs" Inherits="about_us_admin_home_hdetail" %>


<asp:Content ID="Content1" ContentPlaceHolderID="ContentPlaceHolder1" Runat="Server">


                                                    <div class="span9">
                                                        <div class="content">


                                                            <div
class="module">
                                                                <div
class="module-head">
                                                                    <h3>Hotel Details</h3>
                                                                </div>
```

```
                                                                    <div
class="module-body">

<%--
                                    <div class="alert">

                                    <button type="button" class="close" data-
dismiss="alert">×</button>

                                    <strong>Warning!</strong> Something fishy here!

                                    </div>--%>


                                    <div class="alert">

                                    <button type="button" class="close" data-
dismiss="alert">×</button>

                                    <asp:Label ID="plbl" runat="server" Text="Hotel
Info"></asp:Label><br /><br />

                                    </div>
<%--
                                    <div class="alert alert-success">

                                    <button type="button" class="close" data-
dismiss="alert">×</button>
```

```
                                        <strong>Well done!</strong> Now you are listening
me :)

                                        </div>--%>


                                        <br />


                                        <form id="Form1" class="form-horizontal row-
fluid" runat="server">

                                                <div class="control-group">

                                <asp:GridView ID="users" runat="server"
CssClass="table"></asp:GridView>


                                </div>

                                        </form>
```

```
                                                    </div>
                                                </div>

                                        </div><!--/.content-->
                                    </div><!--/.span9-->

</asp:Content>
```

Hoteldetails.aspx.cs

```
using System;
using System.Collections.Generic;
using System.Linq;
using System.Web;
using System.Web.UI;
using System.Web.UI.WebControls;
using System.Configuration;
using System.Data;
using System.Data.SqlClient;
```

```
public partial class about_us_admin_home_hdetail : System.Web.UI.Page
{
   string constr = ConfigurationManager.ConnectionStrings["con"].ConnectionString.ToString();



   protected void Page_Load(object sender, EventArgs e)
   {
       string qry = "select * from hregistration";
      //string qry = "select [ID],[Email],[Name], [Gender], [Phone], [Address],[Aadhar],[AreaCode] from uregistration";

      SqlConnection c1 = new SqlConnection(constr);
      SqlCommand cmd = new SqlCommand(qry, c1);
      //cmd.CommandType = CommandType.StoredProcedure;
      //cmd.CommandText = "select * from uregistration";
      //cmd.Connection = c1;
      c1.Open();
      //if (!IsPostBack)
      //{
      //    criteria.Items.Add("Select");
      //    criteria.Items.Add("Email");
```

```
        //    criteria.Items.Add("Phone");
        //    criteria.Items.Add("Area Code");


        //}


        try
        {
            users.EmptyDataText = "No Records Found!";
            users.DataSource = cmd.ExecuteReader();
            users.DataBind();
        }
        catch (Exception ex)
        {
            throw ex;
        }
        finally
        {
            c1.Close();
            c1.Dispose();
        }
    }
```

}

Hotelentry.aspx

<%@ Page Title="" Language="C#" MasterPageFile="~/about-us/admin_home/aMasterPage.master" AutoEventWireup="true" CodeFile="hotelentry.aspx.cs" Inherits="about_us_admin_home_hotelentry" %>

<asp:Content ID="Content1" ContentPlaceHolderID="ContentPlaceHolder1" Runat="Server">

<h3>Hotel Entry </h3>

```
                                        <button type="button" class="close" data-dismiss="alert">×</button>

                                        <asp:Label ID="plbl" runat="server" Text=" Hotel Entry "></asp:Label><br /><br />

                                        </div>

                                        <br />

                                        <form id="Form1" class="form-horizontal row-fluid" runat="server">

                                <div class="control-group">

                                    <asp:Label ID="lblupic" class="control-label" runat="server" Visible="true">Hotel ID</asp:Label>

                                    <div class="controls">

                                <asp:TextBox ID="TextBox1"  runat="server" class="form-control" placeholder="Enter Hotel ID" ></asp:TextBox>

                                </div>
```

```
                    </div>
                <div class="control-group">
                        <asp:Label ID="Label1" class="control-label" runat="server" Visible="true">Hotel's Name</asp:Label>

                        <div class="controls">

                    <asp:TextBox ID="TextBox2" runat="server" class="form-control" placeholder="Enter Hotel's Name" ></asp:TextBox>
                </div>
                    </div>
    <div class="control-group">
                        <asp:Label ID="Label2" class="control-label" runat="server" Visible="true">Contact number</asp:Label>

                        <div class="controls">
                    <asp:TextBox ID="TextBox5" runat="server" class="form-control" placeholder="Enter phone no."></asp:TextBox>
                </div>
            </div>
        <div class="control-group">
                        <asp:Label ID="Label3" class="control-label" runat="server" Visible="true">fssai</asp:Label>
```

```
                    <div class="controls">

    <asp:TextBox ID="TextBox4" runat="server" class="form-control" placeholder="Enter fssai no" ></asp:TextBox>

                    </div>

                </div>

            <div class="control-group">

                        <asp:Label ID="Label5" class="control-label" runat="server" Visible="true">Email</asp:Label>

                    <div class="controls">

                        <asp:TextBox ID="TextBox6" runat="server" class="form-control" placeholder="Enter  email">

                    </asp:TextBox><asp:RegularExpressionValidator id="RegularExpressionValidator1" ControlToValidate="TextBox6" Text="Invalid email" ValidationExpression="\w+([-+.']\w+)*@\w+([-.]\w+)*\.\w+([-.]\w+)*" Runat="server" ValidationGroup="Group1"  style="color: #FF0000" />

                    </div>

                </div>

            <div class="control-group">
```

```
                    <asp:Label ID="lblpass" class="control-label" runat="server" Visible="true">Password</asp:Label>

                    <div class="controls">

                    <asp:TextBox ID="txtpass" runat="server" class="form-control" TextMode="Password" placeholder="Enter Password."></asp:TextBox>

                    </div>

                </div>

                <div class="control-group">

                    <div class="controls">

                    <asp:Button ID="Button1" runat="server" Text="Submit" CssClass="btn-large" style="margin-left:5%"  Width="150" OnClick="Button1_Click"  />

                    </div>

                </div>

                </form>

                    </div>

            </div>

        </div>

        </div>

</asp:Content>
```

Hotelentry.aspx.cs

```
using System;
using System.Collections.Generic;
using System.Linq;
using System.Web;
using System.Web.UI;
using System.Web.UI.WebControls;
using System.Data;
using System.Data.SqlClient;
using System.Configuration;


public partial class about_us_admin_home_hotelentry : System.Web.UI.Page
{
    protected void Page_Load(object sender, EventArgs e)
    {


    }
    protected void Button1_Click(object sender, EventArgs e)
    {
        SqlConnection con = new SqlConnection(ConfigurationManager.ConnectionStrings["con"].ConnectionString);
        con.Open();
        string inscmd = "insert into hlog(hotelid,Name,fssai,Contact,Password,Email)values(@hotelid,@Name,@fssai,@Contact,@pass,@Email)";
```

```
SqlCommand insertuser = new SqlCommand(inscmd, con);
insertuser.Parameters.AddWithValue("@hotelid", TextBox1.Text);
insertuser.Parameters.AddWithValue("@Name", TextBox2.Text);
insertuser.Parameters.AddWithValue("@fssai", TextBox4.Text);
insertuser.Parameters.AddWithValue("@Contact", TextBox5.Text);
insertuser.Parameters.AddWithValue("@pass", txtpass.Text);
insertuser.Parameters.AddWithValue("@Email", TextBox6.Text);

try
{
   insertuser.ExecuteNonQuery();
   con.Close();
   plbl.Text = "Hotel is registred successfuly";
   ClientScript.RegisterStartupScript(this.GetType(),  "Alert",  string.Format("alert('Data Saved Successfully');"), true);
}
catch (Exception er)
{
   Response.Write("something going wrong" + er.Message + "");
}
finally
{
```

```
        }


    }
}
```

Hotelpickupinfo.aspx

```
<%@ Page Title="" Language="C#" MasterPageFile="~/about-us/admin_home/aMasterPage.master" AutoEventWireup="true" CodeFile="hpickupinfo.aspx.cs" Inherits="about_us_admin_home_hpickupinfo" %>


<asp:Content ID="Content1" ContentPlaceHolderID="ContentPlaceHolder1" Runat="Server">


                                                    <div class="span9">

                                                        <div class="content">


                                                            <div class="module">

                                                                <div class="module-head">

                                                                    <h3>Hotel Pickup Details</h3>

                                                                </div>

                                                                <div class="module-body">
```

```
<%--
                                        <div class="alert">

                                        <button type="button" class="close" data-dismiss="alert">×</button>

                                        <strong>Warning!</strong> Something fishy here!

                                        </div>--%>



                                        <div class="alert">

                                        <button type="button" class="close" data-dismiss="alert">×</button>

                                        <asp:Label ID="plbl" runat="server" Text="Food Pickup Info"></asp:Label><br /><br />

                                        </div>
<%--
                                        <div class="alert alert-success">

                                        <button type="button" class="close" data-dismiss="alert">×</button>

                                        <strong>Well done!</strong> Now you are listening me :)
```

```
                </div>--%>

                <br />

                <form id="Form1" class="form-horizontal row-fluid" runat="server">

                    <div class="control-group">

                <asp:GridView ID="users" runat="server" CssClass="table"></asp:GridView>

                    </div>

                </form>
```

```
                                                                    </div>
                                                                </div>

                                                        </div><!--/.content-->
                                                    </div><!--/.span9-->

</asp:Content>
```

Hotelpickupinfo.aspx.cs

```
using System;
using System.Collections.Generic;
using System.Linq;
using System.Web;
using System.Web.UI;
using System.Web.UI.WebControls;
using System.Configuration;
using System.Data;
using System.Data.SqlClient;

public partial class about_us_admin_home_hpickupinfo : System.Web.UI.Page
{
```

```
    string constr = ConfigurationManager.ConnectionStrings["con"].ConnectionString.ToString();



    protected void Page_Load(object sender, EventArgs e)
    {
        // string qry = "select * from uregistration";
      string qry = "select [ID],[Email],[Uname], [Eventdetail], [venue],[date],[quantity],[status] from hpick";

        SqlConnection c1 = new SqlConnection(constr);
        SqlCommand cmd = new SqlCommand(qry, c1);
        //cmd.CommandType = CommandType.StoredProcedure;
        //cmd.CommandText = "select * from uregistration";
        //cmd.Connection = c1;
        c1.Open();
        //if (!IsPostBack)
        //{
        //    criteria.Items.Add("Select");
        //    criteria.Items.Add("Email");
        //    criteria.Items.Add("Phone");
        //    criteria.Items.Add("Area Code");
```

```
        //}


        try
        {
            users.EmptyDataText = "No Records Found!";
            users.DataSource = cmd.ExecuteReader();
            users.DataBind();
        }
        catch (Exception ex)
        {
            throw ex;
        }
        finally
        {
            c1.Close();
            c1.Dispose();
        }


    }


}
```

Newpickup.aspx

```
<%@ Page Title="" Language="C#" MasterPageFile="~/about-us/admin_home/aMasterPage.master" AutoEventWireup="true" CodeFile="newpickup.aspx.cs" Inherits="about_us_admin_home_newpickup" %>

<asp:Content ID="Content1" ContentPlaceHolderID="ContentPlaceHolder1" Runat="Server">

                                                    <div class="span9">

                                                        <div class="content">

                                                            <div class="module">

                                                                <div class="module-head">

                                                                    <h3> New Pickup </h3>

                                                                </div>

                                                                <div class="module-body">
```

```
                                        <div class="alert">

                                        <button type="button" class="close" data-
dismiss="alert">×</button>

                                        <asp:Label ID="plbl" runat="server" Text=" Food
Pick Up"></asp:Label><br /><br />

                                        </div>




                                        <br />



                                        <form id="Form1" class="form-horizontal row-
fluid" runat="server">
                                <div class="control-group">

                                        <label class="control-label">Pickuprequest
by:</label>

                                        <div class="controls">
```

<asp:RadioButton ID="RadioButton1" runat="server" Text="user" OnCheckedChanged="RadioButton1_CheckedChanged" AutoPostBack="true" GroupName="gr" />

<asp:RadioButton ID="RadioButton2" runat="server" Text="hotel" OnCheckedChanged="RadioButton2_CheckedChanged" AutoPostBack="true" GroupName="gr" />

<asp:Label ID="lblupic" class="control-label" runat="server" Visible="false">Pickup Id</asp:Label>

<asp:TextBox ID="txtupic" runat="server" Visible="false"></asp:TextBox>

<asp:Button ID="btnuserpic" runat="server" Visible="false" Text="Show" OnClick="userpic_Click" />

<asp:Panel ID="pnluser" runat="server" Visible="false">

```
<table class="table">
    <tr>
        <td><b>User Name :</b></td>
        <td>
            <asp:Label ID="lbluname" runat="server"></asp:Label>
        </td>


         <td><b>Event Detail :</b></td>
        <td>
            <asp:Label ID="lbluedet" runat="server"></asp:Label>
        </td>

    </tr>
    <tr>
        <td><b>Email</b></td>
        <td>
            <asp:Label ID="lbluemail" runat="server"></asp:Label>
        </td>
          <td><b>Venue :</b></td>
        <td>
            <asp:Label ID="lbluven" runat="server"></asp:Label>
        </td>
```

```
</tr>
<tr>
   <td><b>Date</b></td>
   <td>
      <asp:Label ID="lbludate" runat="server"></asp:Label>
   </td>
    <td><b>Quantity :</b></td>
   <td>
      <asp:Label ID="lbluqaun" runat="server"></asp:Label>
   </td>

</tr><tr>
   <td><b>Category</b></td>
   <td>
      <asp:Label ID="lblucat" runat="server"></asp:Label>
   </td>
    <td><b>area code :</b></td>
   <td>
      <asp:Label ID="lbluarea" runat="server"></asp:Label>
   </td>

</tr>
```

```
                <tr>
                    <td><b>Status</b></td>
                    <td>

                    <asp:DropDownList ID="avail" CssClass="form-control" runat="server" AutoPostBack="True" OnSelectedIndexChanged="RadioButton1_CheckedChanged">
                                        <asp:ListItem>Submited</asp:ListItem>
                                        <asp:ListItem>Reject</asp:ListItem>
                                        <asp:ListItem>Accept</asp:ListItem>
                                    </asp:DropDownList>
                    </td>

                </tr>
            </table>
                </asp:Panel>
        </div>


                        <div class="control-group">
                            <asp:Label ID="lblhpic" class="control-label" runat="server" Visible="false">Pickup ID</asp:Label>

                            <div class="controls">
```

```
                    <asp:TextBox ID="txthpic" runat="server" Visible="false"></asp:TextBox>

                    <asp:Button ID="btnhpic" runat="server" Visible="false" Text="Show" OnClick="hotelpic_Click"  />


                </div>

            </div>


<div class="col-md-12">

        <asp:Panel ID="Pnlhotel" runat="server" Visible="false">

        <table class="table">

            <tr>

                <td><b>Hotel Name :</b></td>

                <td>

                    <asp:Label ID="lblhname" runat="server"></asp:Label>

                </td>



                 <td><b>Event Detail :</b></td>

                <td>

                    <asp:Label ID="lblhedet" runat="server"></asp:Label>

                </td>
```

```
</tr>
<tr>
   <td><b>Email</b></td>
   <td>
      <asp:Label ID="lblhemail" runat="server"></asp:Label>
   </td>
    <td><b>Venue :</b></td>
   <td>
      <asp:Label ID="lblhven" runat="server"></asp:Label>
   </td>

</tr>
<tr>
   <td><b>Date</b></td>
   <td>
      <asp:Label ID="lblhdate" runat="server"></asp:Label>
   </td>
    <td><b>Qautantity :</b></td>
   <td>
      <asp:Label ID="lblhquan" runat="server"></asp:Label>
   </td>

</tr><tr>
```

```
<td><b>Category</b></td>
<td>
<asp:Label ID="lblhcat" runat="server"></asp:Label>
</td>
<td><b>area code :</b></td>
<td>
<asp:Label ID="lblharea" runat="server"></asp:Label>
</td>

</tr>
<tr>
<td><b>Status</b></td>
<td>
<asp:DropDownList ID="hstatus" CssClass="form-control" runat="server" AutoPostBack="True" OnSelectedIndexChanged="hstatus_SelectedIndexChanged">
<asp:ListItem>Submited</asp:ListItem>
<asp:ListItem>Reject</asp:ListItem>
<asp:ListItem>Accept</asp:ListItem>
</asp:DropDownList> </td>

</tr>
</table>
</asp:Panel>
```

```
        </div>
<div class="control-group">
                                <asp:Label ID="lblvol" class="control-label" runat="server" Visible="false">Volinteer ID</asp:Label>

                                <div class="controls">
                                  <asp:TextBox ID="txtvol" runat="server" Visible="false"></asp:TextBox>
                                <asp:Button ID="btnvol" runat="server" Visible="false" Text="Show" OnClick="vol_Click" />

                                </div>
                              </div>
<div class="col-md-12">
            <asp:Panel ID="Pnbvoli" runat="server" Visible="false">
            <table class="table">
               <tr>
                  <td><b> Name :</b></td>
                  <td>
                     <asp:Label ID="lblvname" runat="server"></asp:Label>
                  </td>
                   <td><b>Gender :</b></td>
                  <td>
                     <asp:Label ID="lblgen" runat="server"></asp:Label>
```

```
    </td>
  </tr>

  <tr>
    <td><b>Email</b></td>
    <td>
      <asp:Label ID="lblvemail" runat="server"></asp:Label>
    </td>
     <td><b>Contact :</b></td>
    <td>
      <asp:Label ID="lblcon" runat="server"></asp:Label>
    </td>

    </tr>
   <tr>
    <td><b>Status</b></td>
    <td>
<asp:DropDownList ID="volstat" CssClass="form-control" runat="server" AutoPostBack="True" OnSelectedIndexChanged="volstat_SelectedIndexChanged">
                <asp:ListItem>Unavailable</asp:ListItem>
                <asp:ListItem>Available</asp:ListItem>
                <asp:ListItem>Busy</asp:ListItem>
```

```
                    </asp:DropDownList>      </td>
            </tr>
        </table>
          </asp:Panel>
      </div>
<div class="control-group">
                    <asp:Label  ID="lblvahi"  class="control-label"  runat="server"
Visible="false">Vahicle ID </asp:Label>


                  <div class="controls">
                    <asp:TextBox          ID="txtvahi"          runat="server"
Visible="false"></asp:TextBox>
                <asp:Button ID="btnvahi" runat="server" Visible="false" Text="Show"
OnClick="vehi_Click"  />


                  </div>
                </div>


                                        <div class="col-md-12">
        <asp:Panel ID="Pnbvehi" runat="server" Visible="false">
        <table class="table">
          <tr>
            <td><b>Owner Name :</b></td>
            <td>
```

```
                <asp:Label ID="lblown" runat="server"></asp:Label>
            </td>
             <td><b>Vehicle No:</b></td>
            <td>
                <asp:Label ID="lblvno" runat="server"></asp:Label>
            </td>
        </tr>
        <tr>
             <td><b>Contact no:</b></td>
            <td>
                <asp:Label ID="lblvconac" runat="server"></asp:Label>
            </td>
            <td><b>Email</b></td>
            <td>
                <asp:Label ID="lblvehemail" runat="server"></asp:Label>
            </td>
        </tr>

    </table>
        </asp:Panel>
</div>
                    <br />
                    <div class="control-group">
```

```
                    <div class="controls">

                <asp:Button ID="Button1" runat="server" Text="Submit" Visible="false"
CssClass="btn-large" style="margin-left:5%"  Width="150" OnClick="Button1_Click"  />

                </div>

            </div>

                    </form>

                                                                    </div>

                                                                </div>

                                                                    </div><!--/.content-->

                                                                </div><!--/.span9-->

</asp:Content>
```

Newpickup.aspx.cs

```
using System;
```

```
using System.Collections.Generic;

using System.Linq;

using System.Web;

using System.Web.UI;

using System.Web.UI.WebControls;

using System.Configuration;

using System.Data;

using System.Data.SqlClient;

using System.Drawing;

using System.IO;

using System.Net.Mail;


public partial class about_us_admin_home_newpickup : System.Web.UI.Page

{

   string constr =
ConfigurationManager.ConnectionStrings["con"].ConnectionString.ToString();

   string mailveh = "";

   string mailvto = "";

   protected void Page_Load(object sender, EventArgs e)

   {


   }
```

```
protected void RadioButton1_CheckedChanged(object sender, EventArgs e)
{
    lblupic.Visible = true;
    txtupic.Visible = true;
    btnuserpic.Visible = true;
    lblhpic.Visible = false;
    txthpic.Visible = false;
    btnhpic.Visible = false ;
    lblvol.Visible = false;
    txtvol.Visible = false;
    btnvol.Visible = false;
    lblvahi.Visible = false;
    txtvahi.Visible = false;
    btnvahi.Visible = false;
    pnluser.Visible = false;
    Pnlhotel.Visible = false;
    Pnbvoli.Visible = false;
    Pnbvoli.Visible = false;
    Pnbvehi.Visible = false;
    Button1.Visible = true;

}
```

```
protected void RadioButton2_CheckedChanged(object sender, EventArgs e)
{
    lblhpic.Visible = true;
    txthpic.Visible = true;
    btnhpic.Visible = true;
    lblupic.Visible = false;
    txtupic.Visible = false;
    btnuserpic.Visible = false;
    lblvol.Visible = false;
    txtvol.Visible = false;
    btnvol.Visible = false;
    lblvahi.Visible = false;
    txtvahi.Visible = false;
    btnvahi.Visible = false;

    pnluser.Visible = false;
    Pnlhotel.Visible = false;
    Pnbvoli.Visible = false;
    Pnbvoli.Visible = false;
    Pnbvehi.Visible = false;
    Button1.Visible = true;
```

```
}

protected void userpic_Click(object sender, EventArgs e)
{
    lblvol.Visible = true;
    txtvol.Visible = true;
    btnvol.Visible = true;
    lblvahi.Visible = true;
    txtvahi.Visible = true;
    btnvahi.Visible = true;
    string qry = "select * from upick where ID='" + txtupic.Text.ToString().Trim() + "'";
    SqlConnection con = new SqlConnection(constr);
    SqlCommand cmd = new SqlCommand(qry, con);
    SqlDataAdapter da = new SqlDataAdapter(cmd);
    DataTable dt = new DataTable();
    da.Fill(dt);
    if (dt.Rows.Count > 0)
    {
        pnluser.Visible = true;
         lbluname.Text = dt.Rows[0]["uname"].ToString();
        lbluedet.Text = dt.Rows[0]["eventdetail"].ToString();
        lbluemail.Text = dt.Rows[0]["Email"].ToString();
```

```
        lbluven.Text = dt.Rows[0]["venue"].ToString();
        lbludate.Text = dt.Rows[0]["date"].ToString();
        lbluqaun.Text = dt.Rows[0]["quantity"].ToString();
        lblucat.Text = dt.Rows[0]["category"].ToString();
        lbluarea.Text = dt.Rows[0]["areacode"].ToString();
        //avail.Text = dt.Rows[0]["status"].ToString();
        Session.Remove("hemail");

        Session["uemail"] = dt.Rows[0]["Email"].ToString();
    }
    else
    {
        //GridView1.DataSource = null;
        //GridView1.DataBind();
    }

}

protected void hotelpic_Click(object sender, EventArgs e)
{
    lblvol.Visible = true;
    txtvol.Visible = true;
    btnvol.Visible = true;
```

```
lblvahi.Visible = true;

txtvahi.Visible = true;

btnvahi.Visible = true;


string qry = "select * from hpick where ID='" + txthpic.Text.ToString().Trim() + "'";

SqlConnection con = new SqlConnection(constr);

SqlCommand cmd = new SqlCommand(qry, con);

SqlDataAdapter da = new SqlDataAdapter(cmd);

DataTable dt = new DataTable();

da.Fill(dt);

if (dt.Rows.Count > 0)

{

    Pnlhotel.Visible = true;

    lblhname.Text = dt.Rows[0]["uname"].ToString();

    lblhedet.Text = dt.Rows[0]["eventdetail"].ToString();

    lblhemail.Text = dt.Rows[0]["Email"].ToString();

    lblhven.Text = dt.Rows[0]["venue"].ToString();

    lblhdate.Text = dt.Rows[0]["date"].ToString();

    lblhquan.Text = dt.Rows[0]["quantity"].ToString();

    lblhcat.Text = dt.Rows[0]["category"].ToString();

    lblharea.Text = dt.Rows[0]["areacode"].ToString();

     Session.Remove("uemail");

    Session["hemail"] = dt.Rows[0]["Email"].ToString();
```

```
    }
    else
    {
        //GridView1.DataSource = null;
        //GridView1.DataBind();
    }



}

protected void vol_Click(object sender, EventArgs e)
{
   string qry = "select * from vregistration where ID='" + txtvol.Text.ToString().Trim() + "'";
    SqlConnection con = new SqlConnection(constr);
    SqlCommand cmd = new SqlCommand(qry, con);
    SqlDataAdapter da = new SqlDataAdapter(cmd);
    DataTable dt = new DataTable();
    da.Fill(dt);
    if (dt.Rows.Count > 0)
    {
       Pnbvoli.Visible = true;
        lblvname.Text = dt.Rows[0]["name"].ToString();
        lblgen.Text = dt.Rows[0]["gender"].ToString();
```

```
            lblvemail.Text = dt.Rows[0]["email"].ToString();
            lblcon.Text = dt.Rows[0]["phone"].ToString();
            Session["vemail"] = dt.Rows[0]["Email"].ToString();
        }
        else
        {
            //GridView1.DataSource = null;
            //GridView1.DataBind();
        }

    }

    protected void vehi_Click(object sender, EventArgs e)
    {
        string qry = "select * from Vehicle_details where ID='" + txtvahi.Text.ToString().Trim()
+ "'";
        SqlConnection con = new SqlConnection(constr);
        SqlCommand cmd = new SqlCommand(qry, con);
        SqlDataAdapter da = new SqlDataAdapter(cmd);
        DataTable dt = new DataTable();
        da.Fill(dt);
        if (dt.Rows.Count > 0)
        {
```

```
        Pnbvehi.Visible = true;
        lblown.Text = dt.Rows[0]["owner_name"].ToString();
        lblvno.Text = dt.Rows[0]["Vehicle_no"].ToString();
        lblvconac.Text = dt.Rows[0]["contact"].ToString();

        lblvehemail.Text = dt.Rows[0]["email"].ToString();
          Session["vahemail"] = dt.Rows[0]["email"].ToString();
    }
    else
    {
        //GridView1.DataSource = null;
        //GridView1.DataBind();
    }

}

protected void Button1_Click(object sender, EventArgs e)
{
    if (Session["vahemail"] != null)
    {
        mailveh = Session["vahemail"].ToString();
```

```
        SendingMail(mailveh, "kumarvinay.vkm705013@gmail.com", "7050132917", "Registration", "You have to go to pickup the food. The vahicle no is" +lblvno.Text.ToString() + ". Furter details will give to you in our office ");

        }

        if (Session["vemail"] != null)

        {

            mailvto = Session["vemail"].ToString();

        SendingMail(mailvto, "kumarvinay.vkm705013@gmail.com", "7050132917", "Registration", "You have to go to pickup the food with Volunteer " + lblvname.Text.ToString() + ". Furter details will give to you in our office");

        }


        Session.Remove("vahemail");

        Session.Remove("vemail");

        Response.Redirect("sendmail.aspx");

    }

   public string SendingMail(string mailTo, string from, string pass, string subject, string body)

    {

        string msg = string.Empty;

        if (mailTo != "")

        {


            MailMessage message = new MailMessage();

            SmtpClient smtpClient = new SmtpClient();
```

```
try
{
    MailAddress fromAddress = new MailAddress(from);
    message.From = fromAddress;
    message.To.Add(mailTo);

    message.Subject = subject;
    message.IsBodyHtml = true;
    message.Body = body;
    smtpClient.Host = "smtp.gmail.com";
    smtpClient.Port = 587;
    smtpClient.EnableSsl = true;
    smtpClient.UseDefaultCredentials = true;
    smtpClient.Credentials = new System.Net.NetworkCredential(from, pass);
    smtpClient.Send(message);
    msg = "true";

}
catch (Exception ex)
{
    throw ex;
    // msg = ex.Message;
```

```
        }
    }
    return msg;

}

protected void avail_SelectedIndexChanged(object sender, EventArgs e)
{
    string qry = "update upick set status='" +avail.SelectedItem.Text  + "' where ID='" +txtupic.Text.ToString().Trim()  + "'";
    SqlConnection con = new SqlConnection(constr);
    con.Open();
    SqlCommand cmd = new SqlCommand(qry, con);
    int i = cmd.ExecuteNonQuery();
    if (i > 0)
    {

    }

    else
    {
```

```
        }
        con.Close();
    }

    protected void hstatus_SelectedIndexChanged(object sender, EventArgs e)
    {
        string qry = "update hpick set status='" + hstatus.SelectedItem.Text + "' where ID='" +
txthpic.Text.ToString().Trim() + "'";
        SqlConnection con = new SqlConnection(constr);
        con.Open();
        SqlCommand cmd = new SqlCommand(qry, con);
        int i = cmd.ExecuteNonQuery();
        if (i > 0)
        {

        }

        else
        {
            }
        con.Close();
    }
```

```
    protected void volstat_SelectedIndexChanged(object sender, EventArgs e)
    {
        string qry = "update vregistration set availstat='" + volstat.SelectedItem.Text + "' where ID='" + txtvol.Text.ToString().Trim() + "'";
        SqlConnection con = new SqlConnection(constr);
        con.Open();
        SqlCommand cmd = new SqlCommand(qry, con);
        int i = cmd.ExecuteNonQuery();
        if (i > 0)
        {

        }

        else
        {
        }
    }
}
```

Postinfo.aspx

```
<%@ Page Title="" Language="C#" MasterPageFile="~/about-us/admin_home/aMasterPage.master" AutoEventWireup="true" CodeFile="postinfo.aspx.cs" Inherits="about_us_admin_home_postinfo" %>
```

```
<asp:Content ID="Content1" ContentPlaceHolderID="ContentPlaceHolder1"
Runat="Server">

                                                    <div class="span9">
                                                        <div class="content">

                                                            <div
class="module">
                                                                <div
class="module-head">
                                                <h3>Post Information</h3>
                                                                </div>
                                                                <div
class="module-body">

                                                <br />
```

```
                                    <form id="Form1" class="form-horizontal row-fluid" runat="server">

                                        <div class="alert">

                                            <button type="button" class="close" data-dismiss="alert">×</button>

                                            <asp:Label ID="Label1" runat="server" Text="Information"></asp:Label><br /><br />

                                        </div>



                                        <div class="control-group">

                                            <label class="control-label" for="basicinput">Subject</label>

                                            <div class="controls">



                                                <%--<span class="help-inline">Minimum 5 Characters</span>--%>
```

```
                    <asp:TextBox ID="subject"  runat="server"></asp:TextBox>

                    </div>

                </div>

                <div class="control-group">

                    <label class="control-label" for="basicinput">Description</label>

                    <div class="controls">

                    <asp:TextBox ID="description" TextMode="MultiLine" Columns="50" Rows="5"  runat="server"></asp:TextBox>

                    </div>

                </div>

                <div class="control-group">

                    <label class="control-label" for="basicinput">Link(if any)</label>

                    <div class="controls">
```

```
                    <asp:TextBox ID="link"  runat="server"></asp:TextBox>

                        </div>

                    </div>



                    <div class="control-group">

                        <div class="controls">

                                <asp:Button    ID="btn"    CssClass="btn-
large" runat="server" Text="Submit Form" OnClick="btn_Click"  />

                        </div>

                    </div>

                    </form>

                                                    </div>

                                                </div>
```

```
                                                    </div><!--/.content-->

                                                </div><!--/.span9-->


</asp:Content>
```

Postinfo.aspx.cs

```
using System;

using System.Collections.Generic;

using System.Linq;

using System.Web;

using System.Web.UI;

using System.Web.UI.WebControls;

using System.Configuration;

using System.Data;

using System.Data.SqlClient;


public partial class about_us_admin_home_postinfo : System.Web.UI.Page

{

   string                                    constr                                    =
ConfigurationManager.ConnectionStrings["con"].ConnectionString.ToString();


   protected void Page_Load(object sender, EventArgs e)
```

```
    {


    }
    protected void btn_Click(object sender, EventArgs e)
    {
        SqlConnection con = new SqlConnection(constr);
        string query = "insert into info (Subject, Details, Link, Date) values ('"+subject.Text.ToString()+"','"+description.Text.ToString()+"','"+link.Text.ToString()+"',GetDate())";
        SqlCommand cmd = new SqlCommand(query, con);
        con.Open();
        int i = cmd.ExecuteNonQuery();
        if (i > 0)
        {
            Label1.Text = "Information added.";
        }
        else
        {
            Label1.Text = "Error occured. Please try again!";
        }
    }
}
```

Sendmail.aspx

```
<%@ Page Title="" Language="C#" MasterPageFile="~/about-us/admin_home/aMasterPage.master" AutoEventWireup="true" CodeFile="sendmail.aspx.cs" Inherits="about_us_admin_home_sendmail" %>

<asp:Content ID="Content1" ContentPlaceHolderID="ContentPlaceHolder1" Runat="Server">

                                                    <div class="span9">
                                                        <div class="content">

                                                            <div class="module">
                                                                <div class="module-head">
                                                                    <h3>Revert</h3>
                                                                </div>
                                                                <div class="module-body">

                                                                    <div class="alert">
                                                                        <button type="button" class="close" data-dismiss="alert">×</button>
```

```
                    <asp:Label ID="Label1" runat="server" Text="Sending Mail"></asp:Label>

                                    </div>

<%--
                                    <div class="alert">

                                    <button type="button" class="close" data-dismiss="alert">×</button>

                                    <asp:Label ID="plbl" runat="server" Text="Response to Feedback/Complaint"></asp:Label><br /><br />

                                    </div>--%>
<%--
                                    <div class="alert alert-success">

                                    <button type="button" class="close" data-dismiss="alert">×</button>

                                    <strong>Well done!</strong> Now you are listening me :)

                                    </div>--%>

                                    <br />
```

```
<form id="Form1" class="form-horizontal row-fluid" runat="server">

<div class="control-group">

<label class="control-label">Mail To :</label> <asp:Label ID="recepient" CssClass="controls" ForeColor="CornflowerBlue" runat="server" Text="mail@mail"></asp:Label>

</div>

<div class="control-group">

<label class="control-label">Message </label>

<asp:TextBox ID="msg" runat="server" TextMode="MultiLine" Rows="8" Columns="15" CssClass="controls" Text="" ></asp:TextBox>

</div>

<div class="control-group">

<div class="controls">

<asp:Button ID="sm" CssClass="btn-large" runat="server" Text="Send Mail" OnClick="sm_Click" />

</div>
```

```
                    </div>

                        </form>

                                                    </div>

                                                </div>

                                                </div><!--/.content-->

                                            </div><!--/.span9-->

</asp:Content>
```

Sendmail.aspx.cs

```
using System;

using System.Collections.Generic;
```

```
using System.Linq;
using System.Web;
using System.Web.UI;
using System.Web.UI.WebControls;
using System.Net.Mail;
using System.Data.SqlClient;
using System.Configuration;
using System.Data;

public partial class about_us_admin_home_sendmail : System.Web.UI.Page
{
   string constr = ConfigurationManager.ConnectionStrings["con"].ConnectionString.ToString();
   string mailto = "";
   protected void Page_Load(object sender, EventArgs e)
   {
      if (Session["hemail"] != null)
      {

            mailto = Session["hemail"].ToString();

      }
      if (Session["uemail"] != null)
```

```
    {

        mailto = Session["uemail"].ToString();

    }

    recepient.Text = mailto;

}

public string SendingMail(string mailTo, string from, string pass, string subject, string body)
{
    string msg = string.Empty;
    if (mailTo != "")
    {

        MailMessage message = new MailMessage();
        SmtpClient smtpClient = new SmtpClient();
```

```
try
{
    MailAddress fromAddress = new MailAddress(from);
    message.From = fromAddress;
    message.To.Add(mailTo);

    message.Subject = subject;
    message.IsBodyHtml = true;
    message.Body = body;
    smtpClient.Host = "smtp.gmail.com";
    smtpClient.Port = 587;
    smtpClient.EnableSsl = true;
    smtpClient.UseDefaultCredentials = true;
    smtpClient.Credentials = new System.Net.NetworkCredential(from, pass);
    smtpClient.Send(message);
    msg = "true";

}
catch (Exception ex)
{
    throw ex;
    // msg = ex.Message;
```

```
            }
        }
        return msg;

    }

    protected void sm_Click(object sender, EventArgs e)
    {
        try
        {
            SendingMail(mailto, "kumarvinay.vkm705013@gmail.com", "7050132917", "Pickup Request", msg.Text.ToString());
            Label1.Text = "Sent Successfully";
            Session.Remove("hemail");
            Session.Remove("uemail");
        }
        catch (Exception ex)
        {
            Label1.Text = ex.ToString();
        }

    }
}
```

Userdetails.aspx

```
<%@ Page Title="" Language="C#" MasterPageFile="~/about-us/admin_home/aMasterPage.master" AutoEventWireup="true" CodeFile="udetails.aspx.cs" Inherits="about_us_admin_home_udetails" %>


<asp:Content ID="Content1" ContentPlaceHolderID="ContentPlaceHolder1" Runat="Server">


                                                    <div class="span9">

                                                        <div class="content">


                                                            <div class="module">

                                                                <div class="module-head">

                                                <h3>User Details</h3>

                                                                </div>

                                                                <div class="module-body">


<%--

                                                <div class="alert">


                                                <button type="button" class="close" data-dismiss="alert">×</button>
```

```
                                    <strong>Warning!</strong> Something fishy here!

                                    </div>--%>



                                    <div class="alert">

                                    <button type="button" class="close" data-dismiss="alert">×</button>

                                    <asp:Label ID="plbl" runat="server" Text="Filter Registered Users"></asp:Label><br /><br />

                                    </div>
<%--
                                    <div class="alert alert-success">

                                    <button type="button" class="close" data-dismiss="alert">×</button>

                                    <strong>Well done!</strong> Now you are listening me :)

                                    </div>--%>



                                    <br />
```

```
                    <form id="Form1" class="form-horizontal row-fluid" runat="server">

                        <div class="control-group">

                    <asp:GridView ID="users" runat="server" CssClass="table"></asp:GridView>

                        </div>

                    </form>

                        </div>

                    </div>
```

```
                                                    </div><!--/.content-->

                                                </div><!--/.span9-->


</asp:Content>
```

Userdetails.aspx.cs

```
using System;

using System.Collections.Generic;

using System.Linq;

using System.Web;

using System.Web.UI;

using System.Web.UI.WebControls;

using System.Configuration;

using System.Data;

using System.Data.SqlClient;


public partial class about_us_admin_home_udetails : System.Web.UI.Page

{

   string                                    constr                                =
ConfigurationManager.ConnectionStrings["con"].ConnectionString.ToString();



   protected void Page_Load(object sender, EventArgs e)
```

```
    {
        // string qry = "select * from uregistration";
        string qry = "select [ID],[Email],[Name], [Gender], [Phone], [Address],[Aadhar],[AreaCode] from uregistration";

        SqlConnection c1 = new SqlConnection(constr);
        SqlCommand cmd = new SqlCommand(qry,c1);
        //cmd.CommandType = CommandType.StoredProcedure;
        //cmd.CommandText = "select * from uregistration";
        //cmd.Connection = c1;
        c1.Open();
        //if (!IsPostBack)
        //{
        //    criteria.Items.Add("Select");
        //    criteria.Items.Add("Email");
        //    criteria.Items.Add("Phone");
        //    criteria.Items.Add("Area Code");

        //}

        try
        {
           users.EmptyDataText = "No Records Found!";
```

```
            users.DataSource = cmd.ExecuteReader();
            users.DataBind();
        }
        catch(Exception ex)
        {
            throw ex;
        }
        finally
        {
            c1.Close();
            c1.Dispose();
        }
    }
}
```

Vehicleentry.aspx

```
<%@ Page Title="" Language="C#" MasterPageFile="~/about-us/admin_home/aMasterPage.master" AutoEventWireup="true" CodeFile="vahicleentry.aspx.cs" Inherits="about_us_admin_home_vahicleentry" %>

<asp:Content ID="Content1" ContentPlaceHolderID="ContentPlaceHolder1" Runat="Server">

                                        <div class="span9">
```

```
                                                    <div class="content">

                                                        <div
class="module">

                                                            <div
class="module-head">

                                                <h3>Vahicle Entry</h3>

                                                            </div>

                                                            <div
class="module-body">

                                                <div class="alert">

                                                <button type="button" class="close" data-
dismiss="alert">×</button>

                                                <asp:Label ID="plbl" runat="server" Text="Vahicle
Entry"></asp:Label><br /><br />

                                                </div>
```

```
                                        <br />

                                        <form id="Form1" class="form-horizontal row-fluid" runat="server">

                                <div class="control-group">

                                    <asp:Label ID="lblupic" class="control-label" runat="server" Visible="true">Vehicle Number</asp:Label>

                                    <div class="controls">

                                <asp:TextBox ID="TextBox1" runat="server" class="form-control" placeholder="Enter Vehicle Number" ></asp:TextBox>

                            </div>

                                    </div>

                                <div class="control-group">

                                    <asp:Label ID="Label1" class="control-label" runat="server" Visible="true">Vehicle Owner</asp:Label>

                                    <div class="controls">

                                <asp:TextBox ID="TextBox2" runat="server" class="form-control" placeholder="Enter Vehicle Owner's Name" ></asp:TextBox>
```

```
                </div>
                    </div>
    <div class="control-group">
                                <asp:Label ID="Label2" class="control-label" runat="server" Visible="true">Contact number</asp:Label>

                                <div class="controls">
                    <asp:TextBox ID="TextBox5" runat="server" class="form-control" placeholder="Enter your phone no."></asp:TextBox>
                    </div>
                </div>
            <div class="control-group">
                                <asp:Label ID="Label3" class="control-label" runat="server" Visible="true">Uid number</asp:Label>

                                <div class="controls">

      <asp:TextBox ID="TextBox4" runat="server" class="form-control" placeholder="Enter your uid number" ></asp:TextBox>
                    </div>
                </div>
            <div class="control-group">
                                <asp:Label ID="Label4" class="control-label" runat="server" Visible="true">Father's/Mother's Name</asp:Label>
```

```
                                <div class="controls">


      <asp:TextBox ID="TextBox3" runat="server" class="form-control" placeholder="Enter
Name" ></asp:TextBox>

                            </div>

                        </div>

                    <div class="control-group">

                                        <asp:Label ID="Label5" class="control-label" runat="server"
Visible="true">Email</asp:Label>


                                <div class="controls">



                                <asp:TextBox ID="TextBox6" runat="server" class="form-control"
placeholder="Enter your email">

                                </asp:TextBox><asp:RegularExpressionValidator
id="RegularExpressionValidator1" ControlToValidate="TextBox6" Text="Invalid email"
ValidationExpression="\w+([-+.']\w+)*@\w+([-.]\w+)*\.\w+([-.]\w+)*"  Runat="server"
ValidationGroup="Group1"  style="color: #FF0000" />

                            </div>

                        </div>



                        <div class="control-group">
```

```
                    <div class="controls">

                        <asp:Button ID="Button1" runat="server" Text="Submit" CssClass="btn-large" style="margin-left:5%"  Width="150" OnClick="Button1_Click"  />

                    </div>

                </div>

                </form>

                    </div>

                </div>

            </div>


        </div>

</asp:Content>
```

Vehicleentry.aspx.cs

```
using System;

using System.Collections.Generic;

using System.Linq;

using System.Web;

using System.Web.UI;

using System.Web.UI.WebControls;

using System.Data;

using System.Data.SqlClient;

using System.Configuration;
```

```
public partial class about_us_admin_home_vahicleentry : System.Web.UI.Page
{
    protected void Page_Load(object sender, EventArgs e)
    {

    }
    protected void Button1_Click(object sender, EventArgs e)
    {
        SqlConnection con = new SqlConnection(ConfigurationManager.ConnectionStrings["con"].ConnectionString);
        con.Open();
        string inscmd = "insert into Vehicle_details(Vehicle_no,Owner_name,F_name,Uid_no,Contact,Email)values(@Vehicle_no,@Owner_name,@F_name,@Uid_no,@Contact,@Email)";
        SqlCommand insertuser = new SqlCommand(inscmd, con);
        insertuser.Parameters.AddWithValue("@Vehicle_no", TextBox1.Text);
        insertuser.Parameters.AddWithValue("@Owner_name", TextBox2.Text);
        insertuser.Parameters.AddWithValue("@F_name", TextBox3.Text);
        insertuser.Parameters.AddWithValue("@Uid_no", TextBox4.Text);
        insertuser.Parameters.AddWithValue("@Contact", TextBox5.Text);
        insertuser.Parameters.AddWithValue("@Email", TextBox6.Text);

        try
        {
```

```
            insertuser.ExecuteNonQuery();
            con.Close();
            plbl.Text = "Vahicle is registred successfuly";
            ClientScript.RegisterStartupScript(this.GetType(),  "Alert",  string.Format("alert('Data Saved Successfully');"), true);
        }
        catch (Exception er)
        {
            Response.Write("something going wrong" + er.Message + "");
        }
        finally
        {
    }
    }
}
```

Disadvantages

- Required internet or data to access.
- Failure of machine or servers.
- Heavy traffic leads to failure or long time wait.

Future Work

- Expanding the project in different location around the globe .
- Keep on changing in UI – Design to make it look attractive .
- Making server more powerful.
- Expanding the databases for storing more informations
- Transforming this to the mobile application for better portability and making it more reliable.

.

CONCLUSION

This product has great future scope. Online Share Trading System is currently developed only to maintain record regarding purchasing of share, selling of share,selecting mode of payment . It can be extended to manage different types of the higher level of transation details in their Dmat accout etc.

Some more modules can be designed regarding Share Trading Projects are :

- Module for admin to add the new introduced companies in share market.
- Module for calculating all the contents of the share trading.
- Module for maintain the transaction in own dmat accout

BIBLIOGRAPHY

Most of my information came out of my previous knowledge but these are the websites I used.

- **www.w3schools.com.**
- **http://en.wikipedia.org/wiki/Online_Share_Trading_System**
- **www.asp.net**