



A professional starter kit designed to help you map your authority, client pathway, and visibility approach.
(\$47 value)

The Authority Engine™ Starter Kit

Professional Client Attraction Starter System

[STRUCTUREDAUTHORITY.COM](https://structuredauthority.com)

by: Lilia Merkoulouitch,
the Authority Engine™ Strategist & Business Consultant

The Authority Engine™

Online visibility is no longer optional. But for professional service providers, becoming a content creator, posting daily, or "performing" on social media was never the goal — and it shouldn't be the requirement.

What has changed is how clients choose who to trust.

In 2026, clients do not begin with a consultation — they begin with research. If clarity is missing, they move on — regardless of how qualified you are.

The Problem

Most professionals already have the expertise. What they lack is a system that translates that expertise into something visible, clear, and usable for potential clients.

The Shift

Authority is not about visibility for attention. It is about creating a clear, structured way for the right people to recognize your expertise and feel confident taking the next step.

The Solution

A system that works quietly in the background — guiding potential clients from first contact to next step, without requiring your daily involvement.

Designed for Real Professionals — Not Marketers

The Authority Engine™ was created specifically for busy professional service providers — people whose time is already fully committed to client work, responsibilities, and maintaining high professional standards.



You are not a marketer. You are not a content creator.

You likely do not want to record videos, be on camera, constantly think about what to post, or spend hours on social media.

More importantly — you don't have the time for it.

Yet, you still need to be visible. You still need to attract the right clients. And you still need a professional online presence that reflects the level of your expertise.

This is the gap The Authority Engine™ was designed to solve.

1

Step-by-Step

Clearly structured and designed to be implemented efficiently — without disrupting your existing workload.

2

No Performance Required

No constant posting, no camera, no pressure to "show up" every day. You create a structured foundation that continues to work while you focus on clients.

3

AI-Assisted Efficiency

Simple, tested AI tools handle structuring, drafting, and organizing — reducing repetitive work and saving time. You remain in full control of what is said.

4

Carefully Selected Tools

Recommended tools are easy to use, practical, and affordable — so you don't waste time researching options or testing tools that don't fit your needs.

What This Starter Kit Does

This Starter Kit is your first step. It helps you see the system clearly before you build it.

Who You Help

Define your ideal client and the specific situation they are navigating when they find you.

What You Clarify

Map what you help clients understand — the expertise that builds trust before a consultation ever happens.

How You Become Visible

Structure how your expertise is presented so the right people can recognize it clearly and consistently.

How Clients Move Forward

Design the path from first contact to next step — without requiring your daily involvement.

This clarity is what most professionals skip — and it is exactly why their efforts feel scattered or ineffective.

Intentional

Your visibility becomes purposeful — positioned around your authority, not random activity.

Controlled

You decide what is said, how it is presented, and when it goes out. No guesswork, no pressure.

Sustainable

A structured foundation that operates in the background — supporting your practice without taking over your time.

This is the foundation. And once it is in place, your visibility becomes intentional, controlled, and sustainable — not reactive or overwhelming. This is where authority begins.

This is not marketing - This is structure.

You don't need more content, more visibility, or more ideas. You need a clear, professional system that attracts the right clients — without constant posting or performance.

This starter kit was designed to help you map your client attraction system with clarity, before you invest time, effort, or money



How to Use This Kit



Complete in One Sitting

No overthinking.



Keep It Simple

Clarity beats perfection.



**Designed to Map the System,
not to build it Yet**

**You are mapping — not
implementing.**

You are not learning marketing. You are mapping your system. Let's Beggin



Your Authority System Map

Before building anything, you need clarity. Most professionals struggle with visibility not because they lack expertise — but because they try to communicate too much, to too many people, in too many ways. Authority is built through focus and structure.

You are not creating content. You are mapping a professional client attraction system.

What To Do: Map Your Foundation

Complete each section simply. Avoid overthinking. These three questions define the core of your entire authority system.

1

Who do you help?

Be specific. Not "everyone" or "anyone who needs your service," but one clearly defined type of client.

Clarity creates authority. The more specific you are, the easier it is for the right people to recognize themselves and trust your expertise.

2

What situation are they in?

Describe their current situation, not just the service you offer. What are they trying to do, solve, or figure out?

Clients don't search for services — they search for solutions to their situation. Authority starts when you meet them where they are.

3

What do they need clarity on?

Identify the confusion, uncertainty, or key question they have — just the most important point that influences their next decision.

Your authority is built by reducing uncertainty. When you clarify what others don't, you become trusted quickly.

Choose Your Authority Angle

One of the biggest mistakes professionals make is trying to demonstrate everything they know. This creates confusion — not authority. You are choosing where your authority begins. Design One Authority Asset focused on one point

Process Clarity

Explain how something works. Use this if clients are confused about steps, timelines, or how things actually happen.

Risk Awareness

Highlight what can go wrong and what to avoid. Use this if mistakes are costly and clients underestimate risks.

Decision Guidance

Help clients understand what matters most when making a decision. Use this if clients feel overwhelmed by options.

Readiness Assessment

Help clients evaluate whether they are prepared to move forward. Use this if timing, eligibility, or preparation is critical.

Define Your Authority Statement

| "I help _____ understand _____ so they can _____."

This statement forces clarity. It defines who you help, what you help them understand, and what outcome they move toward. It becomes the foundation of your authority asset, your messaging, and your entire system.

Why Every Angle Works

→ Demonstrates expertise

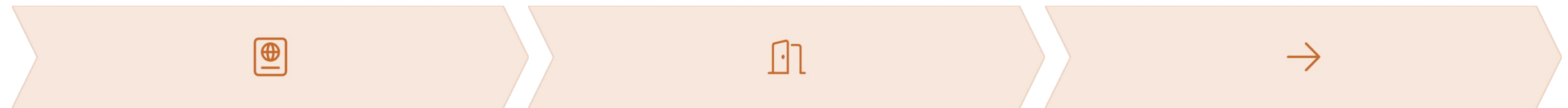
→ Reduces uncertainty

→ Builds trust quickly

You can expand later — but your system must **start focused**.

System Components

Now that you've defined the foundation, map how your system works. A clear, connected pathway — not a collection of activities.



Authority Asset

The structured resource you create — guide, checklist, video, or similar. It demonstrates how you think, builds trust, and prepares clients before they contact you.

Entry Point

How clients access your authority asset. Examples: website page, email opt-in, direct link, webinar. Authority must be accessible to function.

Next Step

What clients do after consuming your asset. Examples: book a consultation, complete an assessment, submit an inquiry. Clarity must lead somewhere.

Key Principle: When this is mapped correctly, everything else becomes simpler. Your system is a clear, connected pathway — not a collection of activities.

Your Authority Asset

Should ✓

- Demonstrate how you think → Reduce uncertainty
- Prepare clients

Should Not ✗

- Teach everything → Replace consultation
- Convince everyone

This is a professional trust mechanism — not content.

What Your Authority Asset Could Look Like

A structured resource that helps potential clients understand their situation — while naturally guiding them toward working with you. Not to replace your service, but to create clarity, demonstrate expertise, build trust, and position you as the obvious choice.



What Is an Authority Asset?

Your authority asset is intentionally designed to do three things simultaneously:

- 1 Create Clarity**
Help potential clients understand their situation or problem in a way they couldn't on their own.
- 2 Demonstrate Expertise**
Show how you think, evaluate, and guide decisions — not just what the rules or steps are.
- 3 Build Trust**
Position you as the right professional to move forward with — before a single conversation takes place.



When done correctly, your potential client understands not only why your service is needed — but why you are the right person to provide it.

Authority Asset in Practice: Real Examples



Immigration Consultant

A short guide or video explaining visitor visa requirements, common reasons for refusal, and what immigration officers actually assess.

Why it works: You show how you evaluate applications and where mistakes happen — not just what the rules are. Clients recognize risk and complexity, and see the value of getting it right the first time.



Real Estate Lawyer

A checklist or walkthrough of the legal steps involved in a closing, including key risks, timelines, and what is often overlooked.

Why it works: The legal process becomes visible and understandable. Clients see this is not just paperwork — it is risk management.



Accountant

A guide explaining where most people overpay in taxes, what deductions are commonly missed, and how proper planning impacts financial outcomes.

Why it works: Tax implications become visible beyond filing time. Clients see taxes as an opportunity for optimization — not just compliance.



Real Estate Agent

A guide explaining how competitive offers are structured, what influences seller decisions, and the mistakes that cost buyers properties.

Why it works: You demonstrate strategy — not just access to listings. Buyers understand that winning requires more than submitting an offer.

From One of Many — to the Obvious Choice

Before Your Authority Asset

Clients compare you on price and availability. You are interchangeable with every other provider offering the same service.

After Your Authority Asset

Clients see a clear distinction in quality, clarity, and professionalism. The decision becomes simple — you become the obvious choice.

Most professionals remain interchangeable because clients cannot see the difference *before* they engage. Your authority asset changes that. It makes your expertise visible, tangible, and easy to recognize.



Build a Scalable Authority Ecosystem

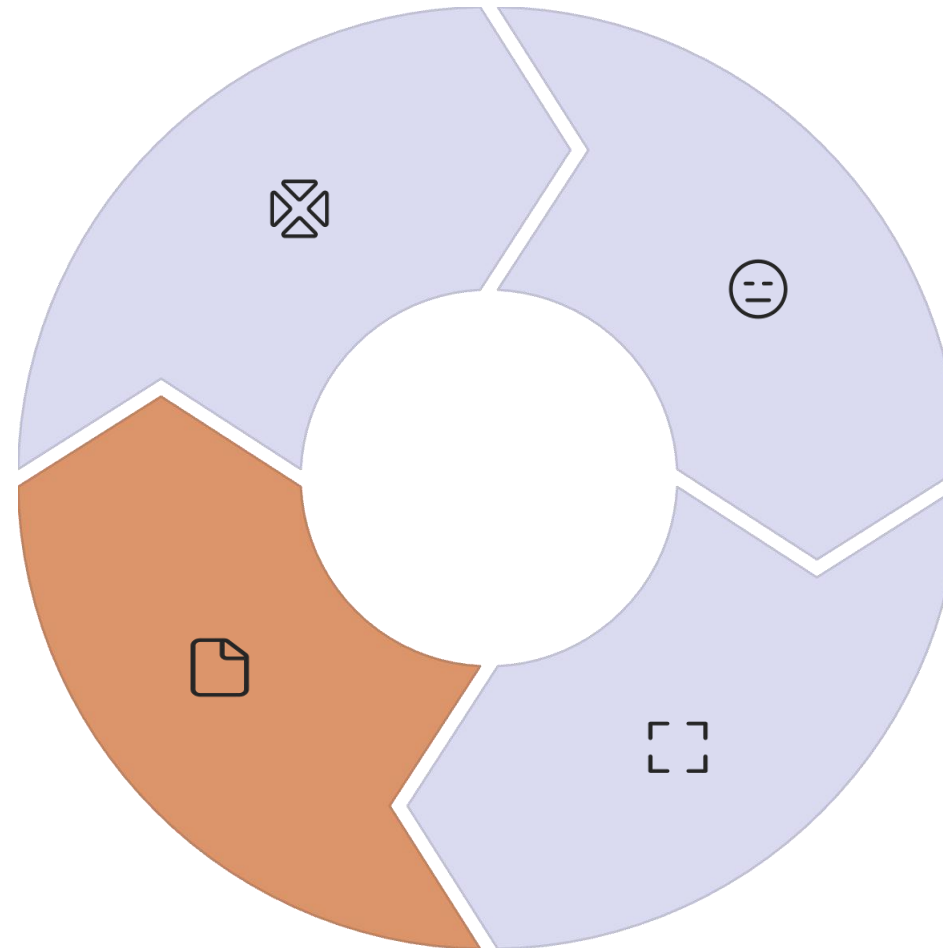
Every professional service provider has multiple areas of expertise — each representing a different client situation, with different questions, risks, and decision points.

Speak Directly to Different Client Needs

Each asset is tailored to a specific service, client type, or situation.

Multiple Entry Points

Each authority asset becomes an entry point — all leading back to you as the professional.



Maintain Focus and Precision

Provide clear, relevant guidance for each scenario without diluting your message.

Expand Without Starting Over

Each new asset follows the same structured approach — reuse, adapt, and expand.

You are not building one piece of content. You are building a system you can reuse, adapt, and expand. AI is used only to produce and present — never to decide.

What Is a Digital Presenter — and Why It Matters

A Digital Presenter is a simple way to deliver your expertise on video — without requiring you to record yourself, be on camera, or spend time producing content.



Realistic Avatar

A lifelike digital presenter that represents you professionally on screen.



Professional-Style Presenter

A polished, branded presenter style that fits your professional image.



Voice-Based Presentation

Deliver your expertise through a clear, professional voice without appearing on screen.



Your Digital Twin

A clone of your voice and/or appearance for full personal alignment and authenticity.

We do not provide or sell a "Digital Presenter" as a product. Instead, we recommend simple, tested, and easy-to-use AI tools that allow you to create one — efficiently and affordably. **You remain fully in control of how it looks, sounds, and represents you.**

Why Use a Digital Presenter?

The Problem with Traditional Video

- You don't have time to record, edit, and re-record
- You may not want to be on camera
- You don't want your visibility to depend on performance

At the same time, video remains one of the most effective ways to communicate clearly and build trust. **A Digital Presenter solves this — without changing how you work.**

How It Builds Authority:

- Creates a strong, professional first impression
- Helps clients feel informed before they speak with you
- Elevates your perceived authority and credibility
- Makes complex information clear and easy to follow
- Pre-qualifies clients before they reach out
- Reduces repetitive explanations in consultations



Multilingual, Instant, and Scalable

One of the most powerful advantages of a Digital Presenter is the ability to deliver your expertise in multiple languages — instantly.

Any Language

Your content can be presented in any language your clients speak — with no additional recording required.

No Extra Cost

No need to hire translators, record separate videos, or invest additional time and money in production.

Multiple Client Groups

Serve diverse audiences simultaneously while maintaining a consistent, professional message across all languages.

Fully Customizable to Your Brand



Your Digital Presenter can be tailored to reflect your professional image and audience — ensuring your communication remains consistent and aligned with how you want to be perceived.

Appearance

Choose age, gender, and presentation style that fits your brand and audience expectations.

Voice & Tone

Select voice, tone, and level of formality that aligns with your profession and client base.

Digital Twin Option

Create your exact digital twin for full alignment — your voice, your look, your standards.

This ensures your communication remains professional and consistent — without requiring your ongoing presence.

The Outcome: You Become the Obvious Choice

Instead of relying on posts, calls, or repeated explanations, you create one clear, professional resource that works for you — consistently, in the background, at scale.

1

Clear Resource

One structured authority asset that works consistently — without you being on camera or managing content.

∞

Languages

Deliver your expertise in any language, to any client group, instantly and affordably.

0

Camera Time

No recording, no editing, no re-recording. Your Digital Presenter handles delivery seamlessly.

This is not about creating more. It's about delivering your expertise in a smarter, more efficient way. Each Authority Asset shows how you think — your approach, your standards, and the way you guide decisions. This is what separates you from others who offer the same services.

✓ Works Consistently

Delivers your message on demand, every time, without variation or fatigue.

✓ Reflects Your Expertise

Makes your knowledge visible, tangible, and easy for clients to recognize.

✓ Prepares Better Clients

Clients arrive informed, pre-qualified, and already trusting your process.

✓ Positions You as the Obvious Choice

You are no longer one of many options — you stand apart before the first conversation.

AI Supports — It Does Not Decide

AI Is Used For:

Structuring

Drafting

Saving Time


AI Is Not Used For:

Decision-Making

Replacing Expertise

Creating Guarantees

"AI supports my system, but does not replace my professional judgment."



Simple Tech and AI tools

Authority Asset Delivery

Where your guide, training, or resource lives, i.e. webinar, pre-recorded video, website page or PDF delivery

Communication Tool

Confirmations, follow-up, and scheduling—basic email platform or scheduling tool

Client Pathway Tool

Collect structured information before consultation—simple forms or inquiry systems

AI Support

Save time with drafting, structuring and recording—not for replacing professional judgment

Tools I use:

[AI for Business Pro](#): Includes access to all Language Models + Image Creator + Prompt Creator + website/funnel & CRM, Chatbot

[WebinarKit](#): To create and host Live and on-Demand Pre-recorded Webinars and Video Info Sessions AI webinars

[HeyGen](#): To create your Digital Presenter and/or Avatar and/or Your Digital Twin

[ElevenLabs](#): To clone your voice or to select from many available voices with emotions

Disclosure: Some links in this playbook may be affiliate links, which means I may earn a commission if you choose to purchase through them, at no additional cost to you. Tools are recommended based on relevance and suitability for this system, and you are free to use any alternatives you prefer

What You Now Have



Clear Client Focus

You know exactly who you serve and what they need.



Defined Authority

Your angle is chosen and your asset direction is clear.



System Structure

The components of your client attraction system are mapped.



Professional Pathway

A clear, structured route from first contact to next step.

You now see the system.

Your Client Pathway



01

Step 1

Your authority asset — the resource that builds trust and demonstrates your thinking.

02

Step 2

Clarity — the moment your prospect understands their situation and your approach.

03

Step 3

Next step — a clear, low-friction action that moves the relationship forward.

Clarity is step one. Implementation is what creates results.

What you've done here is map your system. What most professionals struggle with is building it correctly — without overcomplicating, overthinking, or abandoning it halfway.

The gap between knowing and doing is where most professionals stall. The next step closes that gap — with structure, not guesswork.

The Authority Engine™ Playbook for Experts

-  **10-Day Structured Implementation**
-  **Authority Asset Creation**
-  **Client Pathway Design**
-  **Simple Tech Setup**
-  **Visibility Strategy — No Daily Posting**

Get The Authority Engine™ Playbook →

Next Step: Implementation

You now have the system mapped
The system is clear, the steps are defined, and the structure is in place.

The only question left is how you want to move forward.

Option1

Implement it yourself using the complete playbook (step by step, in your own time)

Option2

Implement it with guidance. You build it, but with clarity and support

Option3

Have it implemented for you — a complete, ready-to-use system built by a dedicated team.

Most professionals don't fail from lack of information or ability. They simply never finish what they start. You now have the system — the only question is: will you build it?



Choose Your Path Forward

Every option leads to the same destination. The difference is speed, support, and how much of your time it takes.



Do It Yourself

You have the full playbook. Follow it step by step — without skipping ahead or overcomplicating — and you can build your complete client attraction system.



Guided Implementation

Stay involved, avoid costly mistakes, and move forward with structure. Receive step-by-step direction, feedback at every stage, and support when decisions feel unclear.



Done For You

Full system setup, authority asset creation, AI configuration, client pathway, and tool integration — all delivered, ready to use. Minimal involvement, maximum speed.

If time is limited, implementation may get delayed, or you simply want this done properly — getting support is the fastest path forward.

[Request Implementation Details](#)



Copyright & Terms of Use

© 2025–2026 Authority Engine™. All rights reserved. This playbook — including all content, systems, frameworks, and materials — is the intellectual property of Stein & Lovich Associates Inc. and Lilia Merkoulovitch, protected under Canadian and international copyright law.

✓ *You May*

- Implement the system within your own practice or business
- Adapt materials for your own internal use

X *You May Not*

- Copy, reproduce, distribute, sell, or sublicense this material
- Use this content to train clients or third parties without written consent
- Present any part of this system as your own intellectual property

You are granted a limited, non-exclusive, non-transferable, single-user license for personal or internal business use only.

Important Disclaimers & Responsibilities

Educational Purpose Only

This publication does not constitute legal, financial, tax, or other professional advice. You are solely responsible for compliance with applicable laws in your jurisdiction.

No Guarantees

No warranties are made regarding results — including client acquisition, income, or business performance. Examples provided are illustrative only.

Professional Responsibility

You remain fully responsible for your conduct, decisions, regulatory compliance, and the accuracy of any services you provide. This system does not replace professional judgment.

Third-Party Tools

References to third-party platforms are for convenience only. No warranties are made regarding their reliability or suitability. Use is at your own discretion and risk.

Limitation of Liability

To the maximum extent permitted by law, neither Lilia Merkoulovitch or Stein & Lovich Associats Inc or the Authority Engine™ shall not be liable for any direct, indirect, incidental, or consequential damages. All rights remain exclusively with the Authority Engine™ and Stein & Lovich Associates Inc— no ownership is transferred through purchase or use.

Governing Law

This agreement is governed by the laws of the Province of Ontario and applicable federal laws of Canada.

Contact & Permissions

For inquiries or licensing requests:
info@StructuredAuthority.com