



the Authority Engine™ Playbook for Professional Service Providers

The Structured Client Attraction System

By Lilia Merkoulouitch, Business Consultant & Authority Engine Strategist

contact: info@StructuredAuthority.com

www.StructuredAuthority.com

The 10-Day Implementation Overview

This system is designed to be implemented once, correctly—without disrupting client work or family life. Each day has a single focus and a clear completion outcome.

01

System Mapping

Create a clear visual overview of your entire client attraction system

02

Authority Focus

Choose one clear client entry point and define your system's purpose

03

Asset Structure

Outline your main authority resource that demonstrates expertise

04

Client Pathway

Design the ethical path from interest to consult/purchase

05

Tech Setup

Implement minimal, affordable tools that support your system

Days 6-10: Completion Phase

06

Social Alignment

Ensure your profiles clearly communicate authority without daily posting

07

Visibility Strategy

Define low-frequency posting and optional paid visibility approach

08

Compliance Review

Verify your system respects professional standards and regulations

09

Replication Logic

Map how to reuse the system for other immigration pathways

10

Activation

Confirm everything is connected and ready to attract clients



Welcome to The Structured Client Attraction System

If you're reading this, you already know something important: Online visibility is no longer optional—but becoming a marketer is not why you chose this profession.

This playbook exists to resolve that tension. It was created for professional service providers who want to establish authority, attract the right clients, and stay in control of their time and reputation—without daily posting, entertaining videos, or endless experimentation.

📄 **This is not a marketing course. It is a professional system.**

Why This Playbook Is Different

Most Visibility Advice Is Built For

- Content creators
- Influencers
- Coaches whose job is marketing

This System Was Built For

Professional service providers inside real practices, with real clients, real compliance considerations, and real time constraints.

Everything has been personally tested, simplified, structured, and filtered.

You're not behind. You were simply never given a system designed for professionals like you.

What This System Will Do for You

Complete Control

Set up a client attraction system you understand and control from start to finish

Establish Authority

Build professional credibility without posting every day or chasing trends

Flexible Growth

Be fully prepared for organic growth or paid ads—your choice, your timeline

Reusable Framework

Build something you can reuse for different immigration pathways without starting over

Most importantly, you'll replace uncertainty with structure.

What This System Is — and Is Not

This IS

- **A step-by-step professional system**
- **Checklist-driven implementation**
- **Designed to be done once, correctly**
- **Built for trust-based practices**

This is NOT

- **A social media content calendar**
- **A daily posting plan**
- **An influencer strategy**
- **A collection of tactics without structure**

If you're looking for trends, hacks, or shortcuts, this is not the right resource. If you're looking for clarity, control, and calm authority, you're in the right place.



How to Use This Playbook

This system is designed to be implemented in 10 days or less, but that does not mean rushing. Each phase has a single focus, ends with a clear checklist, and builds logically on the previous phase.

You Don't Need
To work on this every day, long blocks of time, or to "feel motivated"

You Simply Need
To follow the structure and complete each day's checklist before moving forward


About Tools & AI

This playbook includes selected tech and AI tools that are affordable, easy to use, appropriate for professional services, and already tested.



AI for Efficiency

**Used for support, not
entertainment or performance**



No Testing Required

**You don't need to test
alternatives or chase new tools**



Reduce Decisions

**Everything chosen to reduce
decision fatigue—not add to it**

A Note on Updates & Scope

This is a one-time purchase designed to stand on its own. You are not required to join a membership, commit to updates, or buy additional products.



Implement it once

Follow the 10-day structure to build your complete system



Reuse it as needed

Apply the same framework to different immigration pathways

Future workshops or updates may be offered separately, but this system is complete as delivered.

Before You Begin

Before moving to Day 1, I invite you to adopt one mindset shift:

You are not "learning marketing." You are installing a professional system.

You don't need to be creative

You don't need to be visible everywhere

You don't need to change who you are

You only need to follow the structure



Day 1 — System Mapping

Clarity Day

By the end of today, your entire client attraction system is mapped. Nothing is built yet. Nothing is published yet. This day is about clarity and control.

1

Define System Boundary

Prevent scope creep by clearly stating what this system is and is not responsible for

2

Choose Client Category

Focus creates authority—select one specific client type to start with

3

Map Core Components

Identify your authority asset, entry point, pathway, and visibility support

4

Draw the System

Create a simple visual flow from visibility to consultation

5

Define "Done"

Know exactly when your system is complete and ready to activate

Day 1: Key Outcomes

If you finish Day 1 properly, the rest of the system becomes straightforward. This is not a brainstorming exercise—it's a mapping exercise.

 **Answer simply. Clarity beats perfection.**

By the end of Day 1, you should feel clear, calm, and confident that this is manageable. If you feel overwhelmed, you added too much—return to the worksheet and simplify.

Day 2 — Authority Focus & Client Entry Point

By the end of today, you will have one clear authority focus and one defined entry point into your system. This day prevents dilution.



Confirm Authority Focus

Ensure your system attracts the right people with the right problem

Define Authority Angle

Choose what kind of authority you're demonstrating



Choose Entry Point

Decide how people enter your system professionally

Define First Action

Remove ambiguity about what clients should do next

Day 2: Authority Angles

You are deciding where authority begins—not trying to cover everything you know.

Process Clarity

**Demonstrate authority
by explaining how
things work**

Risk Awareness

**Show expertise by
helping clients
understand what to
avoid**

Decision Guidance

**Build trust by clarifying
what matters most**

Readiness Assessment

**Establish credibility by
helping clients evaluate
preparation**

Choose one primary authority angle for this system. You can use others later for different pathways.

Day 3 — Authority Asset Structure

By the end of today, your authority asset is fully structured. Nothing needs to be perfectly written or designed. You are deciding what this asset does, not polishing how it sounds.

This authority asset is not content. It is a professional trust mechanism.

Its Job Is To


- Demonstrate how you think
- Reduce uncertainty
- Prepare clients for the next step

Its Job Is NOT To

- Teach everything you know
- Replace consultations
- Convince everyone




Day 3: Structuring Your Asset



Confirm Asset Type

Lock the format—educational guide, checklist, training, or webinar




Define the Asset's Job

Prevent over-delivery by choosing one primary outcome




Outline 3-5 Sections

Create logical flow without writing full paragraphs



Decide What Stays Out

Protect your time by excluding topics that belong in consultation or in your paid product



Define the Transition

End with clarity about the next step, i.e book a consultation, purchase my course, etc



Day 4 — Client Pathway Design

By the end of today, you will have a clear, ethical, professional client pathway—from authority asset to consultation or next step.

This pathway protects your time, your boundaries, and your professional standards. It ensures you speak only with prepared, informed clients.

📄 This is not a sales process. This is a professional process. Your role is not to convince—your role is to guide appropriately.

Day 4: Pathway Principles

A good client pathway feels calm, feels optional, and feels respectful. If it feels pushy or complicated, it's not aligned.

Define Purpose

Confirm readiness and direct qualified clients to consultation while reducing unqualified inquiries

Next Step

Choose consultation request, readiness assessment, or structured inquiry or purchase

Design in 3 Steps

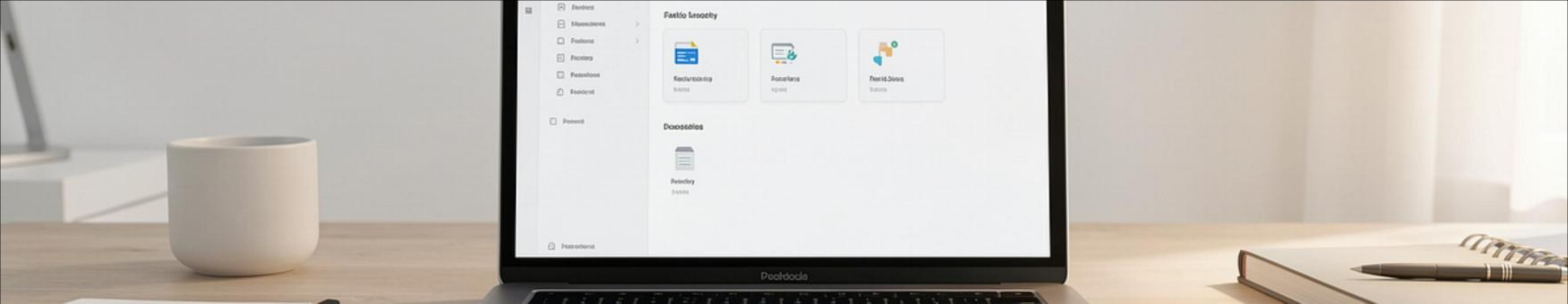
Keep the pathway simple and controlled—no more than three clear steps

Set Boundaries

Filter out not-ready clients and protect your professional capacity

Check the Tone

Ensure the pathway feels ethical, respectful, and professionally appropriate



Day 5 — Tech & AI Setup

Minimal & Affordable

By the end of today, your system is supported by a small, reliable set of tools—nothing more, nothing less. You are not experimenting or comparing dozens of options.

Tools do not create authority. They only support it. More tools do not mean a better system—they usually mean more friction.

Day 5: Essential Tool Categories

Authority Asset Delivery

Where your guide, training, or resource lives, i.e. webinar, pre-recorded video, website page or PDF delivery

Communication Tool

Confirmations, follow-up, and scheduling—basic email platform or scheduling tool

Client Pathway Tool

Collect structured information before consultation—simple forms or inquiry systems

AI Support

Save time with drafting, structuring and recording—not for replacing professional judgment

Tools I use:

[AI for Business Pro](#): Includes access to all Language Models + Image Creator + Prompt Creator + website/funnel & CRM, Chatbot

[WebinarKit](#): To create and host Live and on-Demand Pre-recorded Webinars and Video Info Sessions AI webinars

[HeyGen](#): To create your Digital Presenter and/or Avatar and/or Your Digital Twin

[ElevenLabs](#): To clone your voice or to select from many available voices with emotions

Disclosure: Some links in this playbook may be affiliate links, which means I may earn a commission if you choose to purchase through them, at no additional cost to you. Tools are recommended based on relevance and suitability for this system, and you are free to use any alternatives you prefer

Day 5: AI Boundaries

AI Is Used To

- **Save time**
- **Reduce repetition**
- **Assist with drafting, structuring, creation**
- **Support clarity**

AI Is NOT Used To

- **Replace professional judgment**
- **Create guarantees or claims**
- **Produce high-volume content**
- **Automate decision-making**

Write one boundary sentence: AI supports my system, but it does not replace my professional expertise.



Day 6 — Social Presence Alignment

By the end of today, your social profiles clearly communicate authority, credibility, and purpose—without requiring frequent posting or ongoing effort.

This day ensures your social presence supports the system you've built.

📄 Social media is not the system. It is supporting infrastructure.


Day 6: Profile Clarity

If someone visits your profile, they should immediately understand: who you help, how you think, and where to go next.



Choose Primary Platform

Select one platform to align today—avoid spreading authority too thin



Define Profile Role

Establish credibility and direct visitors to your authority asset



Align Profile Message

Ensure clarity at first glance—who you help and your professional focus



Set Posting Expectations

Define low-frequency, intentional posting—remove daily pressure


Posting supports the system; it does not power it.

Day 7 — Visibility Strategy

Low Frequency & Optional Ads

By the end of today, you will have a clear, sustainable visibility strategy that directs the right people into your system—without daily posting and without pressure to run ads.

Visibility here is intentional. It exists to support your authority asset—not replace it.



Day 7: Visibility Modes

Visibility can be low, irregular, or even pause—the system still works because your authority asset is the foundation.

Organic Only

Occasional posting pointing to your authority asset—no paid visibility

Organic + Optional Ads

Low-frequency posting with the flexibility to add paid visibility when ready

Paid Visibility Only

Minimal posting with ads directing traffic to your authority asset

All three options work with this system. Choose what fits your current capacity and comfort level.

If it doesn't point to the system, it's optional.








Day 8 — Compliance & Professional Review

By the end of today, you will have reviewed your entire system to ensure it is professionally compliant, ethically sound, and aligned with regulatory expectations.

This day protects your license, your reputation, and your peace of mind. A system that attracts clients but creates risk is not a success.

 **Compliance is not a formality. It is a design requirement.**

Day 8: Compliance Checklist

-  Review Language
Ensure you avoid guarantees, distinguish information from advice, and use professionally appropriate claims
-  Confirm Disclaimers
Add general information disclaimers, consultation boundaries, and licensing clarity where appropriate
-  Review Authority Asset
Keep content high-level, frame examples as illustrations, and clarify when professional advice is required
-  Check Client Pathway
Ensure clients are invited not pushed, consultations are optional, and no urgency language is used
-  Align with Practice
Confirm the system reflects how you actually work and respects your professional boundaries



Day 9 — Replication & Reuse

By the end of today, you will know exactly how to reuse this system for another immigration pathway—without rebuilding, retooling, or redesigning.

This day turns your system from a one-time setup into a repeatable professional asset.

- 1** — What Stays the Same
System map, client pathway, technology, visibility strategy, and professional boundaries
- 2** — What Changes
Authority asset topic, client situation described, and examples used
- 3** — Choose Next Pathway
Select one new immigration pathway to apply the system to
- 4** — Adapt Asset Only
Reuse structure and update focus—don't reinvent content

Day 10 — Activation & System Completion

By the end of today, your system is complete, connected, and ready to operate—quietly and professionally.

Confirm Connections

Ensure social profiles point to authority asset, asset links to pathway, pathway leads to next step

Client Walkthrough

Test the entire system as a client would experience it

Confirm Readiness

Verify the system is ready to receive clients without depending on daily activity

Choose Activation

Decide on quiet activation, low-frequency posting, or optional paid visibility

Define Maintenance

Set a review schedule—monthly, quarterly, or only when adding new pathways

You do not need to "do more." You need to let the system work.

This completes The Structured Client Attraction System. Return to this playbook whenever clarity is needed.

Next Step: Implementation

You now have everything you need. The system is clear, the steps are defined, and the structure is in place. The only question left is how you want to move forward.

Option 1

Implement it yourself using the complete playbook — step by step, in your own time.

Option 2

Implement it with guidance — you build it, but with clarity, support, and accountability.

Option 3

Have it implemented for you — a complete, ready-to-use system built by a dedicated team.

Most professionals don't fail from lack of information or ability. They simply never finish what they start. You now have the system — the only question is: will you build it?



Choose Your Path Forward

Every option leads to the same destination. The difference is speed, support, and how much of your time it takes.



Do It Yourself

You have the full playbook. Follow it step by step — without skipping ahead or overcomplicating — and you can build your complete client attraction system.



Guided Implementation

Stay involved, avoid costly mistakes, and move forward with structure. Receive step-by-step direction, feedback at every stage, and support when decisions feel unclear.



Done For You

Full system setup, authority asset creation, AI configuration, client pathway, and tool integration — all delivered, ready to use. Minimal involvement, maximum speed.

If time is limited, implementation may get delayed, or you simply want this done properly — getting support is the fastest path forward.

VISIT

<https://structuredauthority.com/services>

Disclaimer

This publication is provided for educational and informational purposes only. It is not intended as, and shall not be understood or construed as, professional, legal, financial, tax, business, or other advice. The content reflects general principles and system frameworks and may not be appropriate for your specific situation. You are responsible for seeking appropriate professional guidance relevant to your individual circumstances.

No guarantees are made regarding results, outcomes, income, client acquisition, or business performance. Any examples provided are illustrative only and should not be interpreted as promises, projections, or assurances of future performance. Implementation, results, and business outcomes vary based on numerous factors beyond the author's control, including individual effort, market conditions, professional judgment, and execution.

This publication may reference third-party tools, platforms, software, or services. Such references are provided for informational convenience only. No representations, warranties, or endorsements are made regarding the accuracy, reliability, suitability, availability, or performance of any third-party products or services. You are solely responsible for conducting your own due diligence before purchasing or using any third-party resource.

Some links included may be affiliate links. This means a commission may be earned if you choose to make a purchase through those links, at no additional cost to you. Affiliate relationships do not influence the inclusion of any tool or recommendation. You are under no obligation to use any referenced provider.

To the fullest extent permitted by applicable law, the author disclaims any and all liability for any direct, indirect, incidental, consequential, or other damages arising from the use of, or reliance upon, the information contained in this publication. By using this material, you acknowledge and agree that you assume full responsibility for your decisions, actions, and results.

This publication is intended for adult readers and business professionals. By reading and implementing, you acknowledge that you understand and accept the terms of this disclaimer.



Copyright & Terms of Use

© 2025–2026 Authority Engine™. All rights reserved. This playbook — including all content, systems, frameworks, and materials — is the intellectual property of Stein & Lovich Associates Inc. and Lilia Merkoulovitch, protected under Canadian and international copyright law.

- ✓ *You May*
- Implement the system within your own practice or business
 - Adapt materials for your own internal use

- X *You May Not*
- Copy, reproduce, distribute, sell, or sublicense this material
 - Use this content to train clients or third parties without written consent
 - Present any part of this system as your own intellectual property

You are granted a limited, non-exclusive, non-transferable, single-user license for personal or internal business use only.

Important Disclaimers & Responsibilities

Educational Purpose Only

This publication does not constitute legal, financial, tax, or other professional advice. You are solely responsible for compliance with applicable laws in your jurisdiction.

No Guarantees

No warranties are made regarding results — including client acquisition, income, or business performance. Examples provided are illustrative only.

Professional Responsibility

You remain fully responsible for your conduct, decisions, regulatory compliance, and the accuracy of any services you provide. This system does not replace professional judgment.

Third-Party Tools

References to third-party platforms are for convenience only. No warranties are made regarding their reliability or suitability. Use is at your own discretion and risk.

Limitation of Liability

To the maximum extent permitted by law, neither Lilia Merkoulovitch or Stein & Lovich Associats Inc or the Authority Engine™ shall not be liable for any direct, indirect, incidental, or consequential damages. All rights remain exclusively with the Authority Engine™ and Stein & Lovich Associates Inc— no ownership is transferred through purchase or use.

Governing Law

This agreement is governed by the laws of the Province of Ontario and applicable federal laws of Canada.

Contact & Permissions

For inquiries or licensing requests:
info@StructuredAuthority.com