

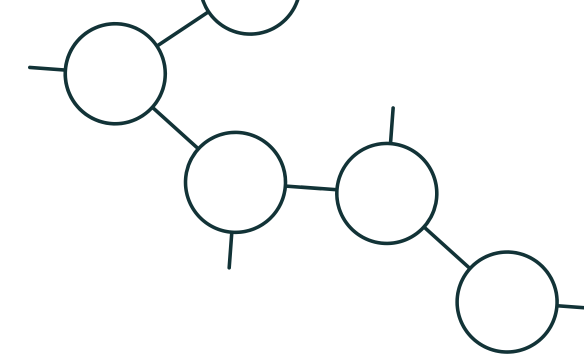


Online Certificate Program on Clinical Surgical Anatomy for Operation Theatre & Anaesthesia Practice

Master the Anatomy Behind Safe Surgery & Effective Anaesthesia.

25 May – 10 June 2026 | 7:00 PM IST Daily





About the program

The Clinical Surgical Anatomy for Operation Theatre & Anaesthesia Practice course equips learners with practical anatomical knowledge essential for safe and effective performance in the operation theatre. It helps improve understanding of key surgical landmarks, enhances skills in patient positioning and airway management, and strengthens coordination with surgeons and anaesthesiologists. This course ultimately boosts confidence, clinical decision-making, and professional competence in real-world healthcare settings.



Program Benefits



Gain a strong practical understanding of surgical and anaesthesia-related anatomy used in real OT settings



Improve patient safety through better knowledge of positioning and critical anatomical landmarks



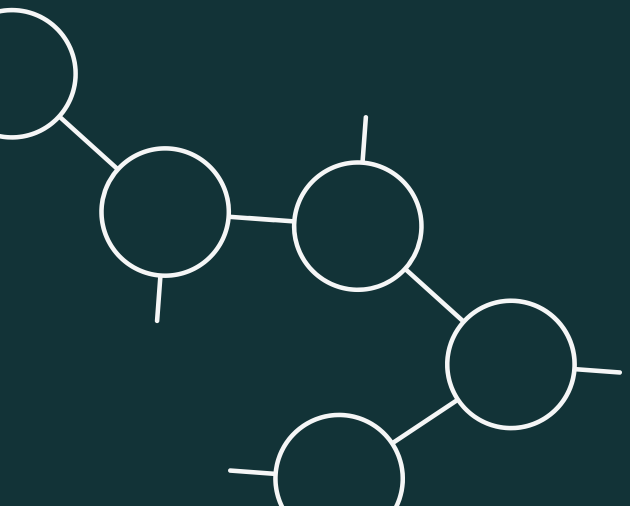
Enhance coordination and communication with surgeons and anaesthesiologists



Build confidence and strengthen clinical decision-making skills in operation theatre practice

Module Highlights at a Glance

- Foundations of clinical surgical and anaesthesia anatomy
- Essential anatomical terminology and surgical orientation
- Surface anatomy and key palpable landmarks for OT practice
- Anatomy relevant to safe patient positioning and pressure points
- Airway, neck, and thoracic anatomy for anaesthesia procedures
- Abdominal and pelvic anatomy with surgical relevance
- Neurovascular anatomy for regional and spinal anaesthesia
- Case-based learning and assessments for practical application



Course Module

WEEK 1: Foundations of Clinical Surgical & Anaesthesia Anatomy

Topics Covered

Introduction to Clinical Surgical Anatomy

- Importance of anatomy in OT and anaesthesia practice
- Difference between descriptive anatomy and applied surgical anatomy

Anatomical Terminology for OT & Anaesthesia

- Anatomical planes, positions, surface landmarks
- Surgical directions and incision-oriented terminology

Surface Anatomy & Palpable Landmarks

- Airway landmarks (thyroid cartilage, cricoid, trachea)
- Spine landmarks (Tuffier's line, spinous processes)
- Major vascular landmarks (femoral, carotid, jugular)

Anatomy Relevant to Patient Positioning

- Supine, prone, lithotomy, lateral, Trendelenburg positions
- Pressure points and nerve injury risk areas

Learning Outcomes (Week 1)

- Explain the role of applied anatomy in surgery and anaesthesia practice.
- Identify key surface landmarks relevant to airway management and regional anaesthesia.
- Understand anatomical considerations during OT patient positioning.

Assessment (Week 1)

- **Quiz:** Anatomical Terminology & Surface Landmarks
- **Image-Based Test:** Identification of Surgical Landmarks

WEEK 2: System-Based Surgical & Anaesthesia Anatomy

Topics Covered

Airway, Neck & Thoracic Anatomy

- Oral cavity, pharynx, larynx, trachea
- Anatomy relevant to intubation, tracheostomy & ventilation
- Lungs, pleura, mediastinum (basic OT relevance)

Abdominal & Pelvic Surgical Anatomy

- Abdominal wall layers and incisions
- Liver, stomach, intestines, pancreas (surgical orientation)
- Pelvic anatomy relevant to gynecological and urological procedures

Neurovascular & Regional Anaesthesia Anatomy

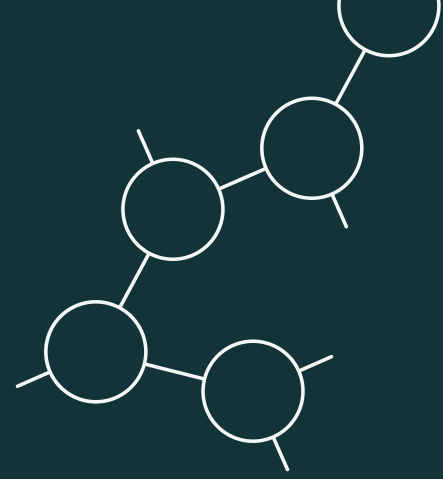
- Spinal cord, meninges, vertebral levels
- Anatomy of spinal, epidural & caudal anaesthesia
- Major peripheral nerves relevant to regional blocks

Learning Outcomes (Week 1)

- Correlate anatomical structures with common surgical procedures.
- Identify anatomy relevant to airway management and anaesthesia techniques.
- Assist effectively during regional anaesthesia and surgical exposure.

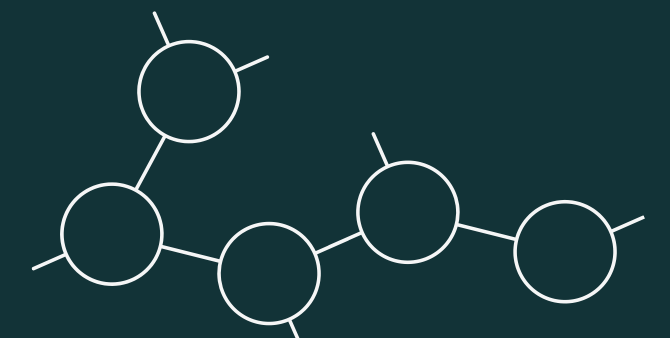
Assessment (Week 1)

- **MCQ Test:** Surgical & Anaesthesia Anatomy
- **Case-Based Quiz:** OT Scenarios & Anatomical Application









Who can Join?

- B.Sc / M.Sc Operation Theatre Technology students
- Anaesthesia Technology students
- Operation Theatre Assistants & Technicians
- Surgical Assistants
- Healthcare and Paramedical students
- OT professionals seeking skill enhancement
- Nursing students and clinical trainees
- Interns and fresh graduates in healthcare fields
- Hospital staff involved in surgical or anaesthesia support
- Anyone interested in building a career in OT & anaesthesia practice



+ Program Schedule

25 May-10 June 2026

 India – 7:00 PM |  Saudi Arabia – 4:30 PM |  Dubai – 5:30 PM |
 Malaysia – 9:30 PM |  London – 2:30 PM |  New York – 9:30 AM

Fee and Features

 ₹1999 INR | \$90 USD

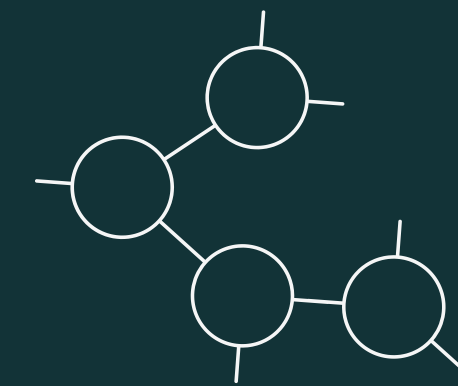
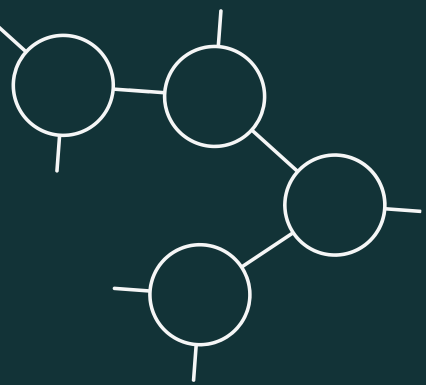
 Online Mode: Google Meet: Live Interactive Sessions

 E-Certificate to participants

 Recordings of live session for future reference

 Lecture PPTs and E-material





Learn from Skilled Professors and Healthcare Specialists



Secure Your Seat- Start Your Clinical Learning Journey Today

REGISTER NOW



Centre For Advanced Training and Research

(Govt. Registered and ISO-IAF certified)

Bringing Excellence to the Students



director@catredu.com



www.catredu.com



+91-8887565470

