

# 15 CONTENT IDEAS FOR FOOD VENDORS

SHOW UP  
BE SEEN  
BUILD TRUST  
GLOW!

CREATE. CONNECT. GROW.




Easy content ideas to help you show up, stand out, and sell more—online and in person!

**QUICK TIP**  
Be real. Be consistent.  
Help people. Tell your story.  
That's how you GLOW!

**POST WITH PURPOSE**  
Good content builds trust.  
Trust builds customers.  
Customers grow your business.



**Mix it up!**  
Use different types of content to keep your audience engaged.

<p><b>1 YOUR MENU ITEMS</b></p>  <ul style="list-style-type: none"> <li>Highlight a dish</li> <li>Share ingredients</li> <li>What makes it special?</li> <li>Add a tasty close-up!</li> </ul>	<p><b>2 BEHIND THE SCENES</b></p>  <ul style="list-style-type: none"> <li>Show your prep</li> <li>Cooking in action</li> <li>Packaging orders</li> <li>Setting up your booth</li> </ul>	<p><b>3 CUSTOMER LOVE</b></p>  <ul style="list-style-type: none"> <li>Share reviews</li> <li>Repost customer pics</li> <li>Thank your customers</li> <li>Tag them!</li> </ul>	<p><b>4 VENDOR LIFE MOMENTS</b></p>  <ul style="list-style-type: none"> <li>Life on the go</li> <li>Long days, big dreams</li> <li>The real behind the hustle</li> </ul>	<p><b>5 DAILY MENU OR SPECIALS</b></p>  <ul style="list-style-type: none"> <li>Share your specials</li> <li>Limited time items</li> <li>Don't miss out!</li> </ul>
<p><b>6 FOOD EDUCATION &amp; TIPS</b></p>  <ul style="list-style-type: none"> <li>Cooking tips</li> <li>Ingredient facts</li> <li>Storage tips</li> <li>Food safety reminders</li> </ul>	<p><b>7 SUPPLIER SHOUTOUTS</b></p>  <ul style="list-style-type: none"> <li>Thank your suppliers</li> <li>Support small businesses</li> <li>Build community</li> <li>Show where you shop</li> </ul>	<p><b>8 EVENTS &amp; POP-UPS</b></p>  <ul style="list-style-type: none"> <li>Where to find you</li> <li>Upcoming events</li> <li>Pop-up details</li> <li>Save the date!</li> </ul>	<p><b>9 FAQs &amp; HELPFUL INFORMATION</b></p>  <ul style="list-style-type: none"> <li>Answer common questions</li> <li>Parking, menu, hours</li> <li>Payment methods</li> <li>Where to find you</li> </ul>	<p><b>10 TRANSFORMATION TUESDAY</b></p>  <ul style="list-style-type: none"> <li>Before &amp; after shots</li> <li>Recipe transformations</li> <li>Cooking glow-ups</li> <li>Business progress</li> </ul>
<p><b>11 TOOLS &amp; PRODUCTS YOU USE</b></p>  <ul style="list-style-type: none"> <li>Show your must-haves</li> <li>Favorite cooking tools</li> <li>Packaging essentials</li> <li>Recommend &amp; tag!</li> </ul>	<p><b>12 THROWBACK THURSDAY</b></p>  <ul style="list-style-type: none"> <li>Old photos</li> <li>How you started</li> <li>Favorite memories</li> <li>See how far you've come!</li> </ul>	<p><b>13 MEET THE OWNER</b></p>  <ul style="list-style-type: none"> <li>Share your story</li> <li>Why you started</li> <li>Your passion</li> <li>Connect on a deeper level</li> </ul>	<p><b>14 MOTIVATION &amp; MINDSET</b></p>  <ul style="list-style-type: none"> <li>Encouraging quotes</li> <li>Stay motivated</li> <li>Overcome challenges</li> <li>Keep pushing forward</li> </ul>	<p><b>15 FUN &amp; RELATABLE CONTENT</b></p>  <ul style="list-style-type: none"> <li>Trends &amp; sounds</li> <li>Food jokes</li> <li>Relatable moments</li> <li>Make them smile!</li> </ul>

BE REAL.  
BE YOU.  
BE CONSISTENT.  
THAT'S YOUR  
\*GLOW!

**CONTENT CREATION MADE SIMPLE**

- Plan your content weekly
- Batch create content
- Use natural light
- Keep it short & engaging
- Post consistently
- Engage with your audience

You don't need to be perfect.  
You just need to be PRESENT.  
Show up, share value,  
and let your brand  
\*GLOW!



**STUDIO GLOW KITCHEN™**  
SUPPORTING FOOD ENTREPRENEURS.  
BUILDING LEGACIES. CREATING FREEDOM.

**NEED HELP?**  
We've got tools, kits, and resources to help you every step of the way!

VISIT: [STUDIOGLOWKITCHEN.COM](http://STUDIOGLOWKITCHEN.COM)  
Let's cook up success together!