



Week 1

My Kartik Individual Study Workbook

My name is _____

Six days of Vrindavan-Lila focused on
activities in reading, creative writing,
reasoning, and much more!

Inspired by:

H.D.G. A.C. Bhaktivedanta Swami Prabhupada


H.H. Niranjana Swami

H.H. Kadamba Kanana Swami

H.G. Urmila Devi Dasi

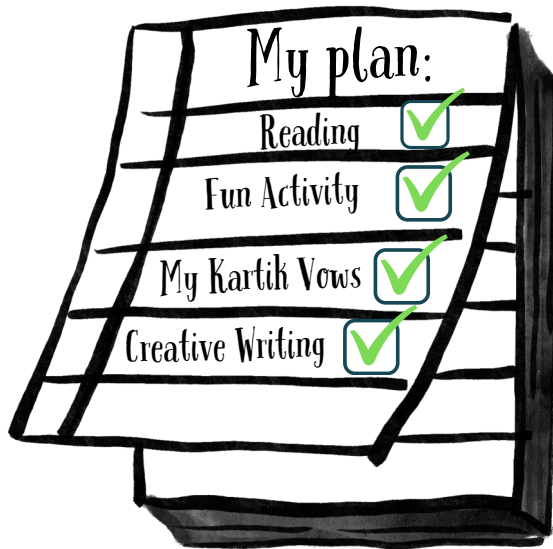
Things you'll need this week:

- **Pencils**
- **Crayons, scissors, glue, and markers**
- **A book about Krishna of your choice**
- **Reading Response Booklet**



Helpful Hints & Tips:

- **Plan your time carefully so that you don't let things pile up at the end.**
- **There is a daily plan for each day. You may complete the activities in any order. Remember to color in your Kartik Vrata tracker.**
- **Before completing each activity, read the directions carefully. On your daily plan, mark each finished activity with a checkmark.**



Week 1 Activities Outline

	29.10	30.10	31.10	01.11	02.11	03.11
Read Up!	Read a story about Krisna for 15 minutes every day and complete an activity in the reading booklet.					
	Draw Your Favorite Part of the Story	Step into a Story	Write 3 Questions	Design a Poster	Write a Letter	Write a Story Review
Damodara-Lila in Pictures and Words!	Fill in KWHL Chart	Write Damodara-Lila Using Story's Pictures (1&2)	Write Damodara-Lila Using Story's Pictures (3&4)	Write Damodara-Lila Using Story's Pictures (5&6)	Write Damodara-Lila Using Story's Pictures (7&8)	Damodara-Lila Mix-Up!
Fun Activities	Color in Lord Balarama with cows	Giri Govardhan: Picture Mix-Up!	Surabhi Symmetry Worksheet (Level 1)	Krisna & Balarama: Copy the Color	Surabhi Symmetry Worksheet (Level 2)	Yashoda Damodara: Complete the Drawing
EXTRA Activities	My Kartik Vrata Log	Color in your Kartik Vrata Log				



Parent/Caregiver Signature _____

Day 1



Reading

Take ten minutes to read any book you want about Krisna.

☐

Reading Response Task 1

Draw your favorite part of the story in the reading booklet and label it using words and phrases.

☐

What I know about Damodara Lila

Think about everything you know about Damodara Lila. Write down your ideas and thoughts as you look at the KWHL chart. Fill in the first 3 coloms.

☐

Fun Activity!

Use your favorite crayons and markers to color in a picture of Lord Balarama with surabhis in Vraja.

☐

I can do it!

Choose one or two simple things to do daily this Kartik for the pleasure of the Lord. Put the Kartik Vrata Log somewhere visible after filling it out. Color one ray daily.

☐

Topic _____

Name _____

K	W	H	L
What I know	What I want to know	How I will find out	What I have learned



My Kartika Vrata Log 2023

This year I will _____

28.10

29.10

30.10

31.11

01.11

02.11

03.11

04.11

05.11

06.11

07.11

08.11

09.11

10.11

11.11

12.11

13.11

14.11

15.11

16.11

17.11

18.11

19.11

20.11

21.11

22.11

23.11

24.11

25.11

26.11

Day 2



Reading

Take ten minutes to read any book you want about Krisna.

☐

Reading Response Task 2

What is the first thing you would do if you could step into the story?
Why? Record your thoughts and ideas in the reading booklet.

☐

Damodara- Lila in Pictures and Words!

Follow the story's pictures to write the setting and beginning of the lila.

☐

Fun Activity!

Govardhan: Mixed-up Pictures! Cut out the rectangles and place them correctly on the grid after that.

☐

I can do it!




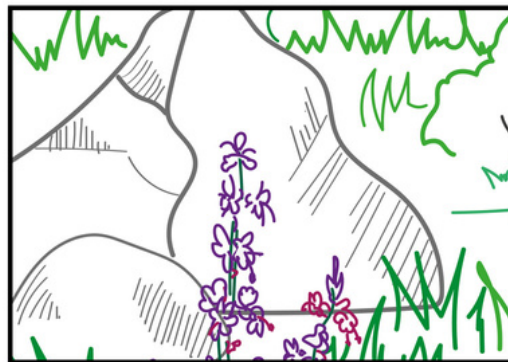
After finishing your daily vows, remember to fill in the second ray.

☐

Damodara-Lila in Words and Pictures!







Day 3



Reading

Take ten minutes to read any book you want about Krisna.

☐

Reading Response Task 3

Write three questions a character in the story would ask. Record your thoughts and ideas in the reading booklet.

☐

Damodara- Lila in Pictures and Words!

Write more about what happened next in Damodara-Lila by following the story's pictures.

☐

Fun Activity!

Surabhi Symmetry: To finish the picture, trace the other half of the cow. Color her in with your favorite crayons after that.


☐

I can do it!

After finishing your daily vows, remember to fill in the third ray.
You are doing great! 😊


☐

Damodara-Lila in Words and Pictures!





Surabhi Symmetry (Step 1)



Day 4



Reading

Take ten minutes to read any book you want about Krisna.

☐

Reading Response Task 4

Can you make a poster for the movie version of the story you're reading now? Record your thoughts and ideas in the reading booklet.

☐

Damodara- Lila in Pictures and Words!

Write more about what happened next in Damodara-Lila by following the story's pictures.

☐

Fun Activity!

Krisna and Balarama: copy the color.
Directions: Color the picture on the right to match the one on the left.

☐

I can do it!

After finishing your daily vows, remember to fill in the fourth ray on your Kartika Vrata Log.

☐



Damodara Lila in Words and Pictures!



Krisna and Balarama: copy the color.

Directions: Color the picture on the right to match the one on the left.



Day 5



Reading

Take ten minutes to read any book you want about Krisna.

☐

Reading Response Task 5

Write a letter to one of the characters in the story you're reading.

☐

Damodara- Lila in Pictures and Words!

Finish writing a story by following the story's pictures.

☐

Fun Activity!

Symmetry Level 2: Complete level 2 by drawing the other half.

☐


I can do it!

Don't forget to fill in the fifth ray after you're done with your daily vows today. Fabulous!

☐


Damodara Lila in Words and Pictures!







Surabhi Symmetry (Step 2)



Day 6



Reading

Take ten minutes to read any book you want about Krisna.

☐

Reading Response Task 6

Write a review of a book you're reading. Record your thoughts and ideas in the reading booklet.

☐

Damodara-Lila in Pictures and Words!

Damodara-Lila Mix-Up! Directions: Color, cut, and glue mixed-up scenes back in order, then color them in.

☐

Fun Activity!

Last but not least, finish drawing Yashoda Damodara. Consider these ideas: Using a pencil, finish the picture. What did the Arjuna trees look like? Add some flowers, birds, and butterflies. Finish by coloring it.

☐

I can do it!




Don't forget to fill in the sixth ray after you're done with your daily vows. Fantastic! Remember to keep track of your vows tomorrow!

☐

STORYBOARD

Damodara-Lila


O Govinda! This lila has gotten all mixed up ☹️! Can you cut out the pictures and put the scenes back in the right order using the grid on the next page?




Damodara-Lila STORYBOARD




1.



2.



3.



4.




5.



6.



7.



8.




Finish the drawing, Yashoda Damodara.




Reading Response Activity Booklet


Bhakti
Library




Draw a picture of your favorite part of the story and explain
what's happening in phrases and words.




Write a letter to one of the characters in the story you're reading.



Can you make a poster for the movie version of the story you're
reading now?




What is the first thing you would do if you could step into the story? Why?



A decorative border featuring stylized fish and a large flower on the left side.



Write 3 questions a character in the story would ask.



My Story Review Report

Title

Author

Did you like the story ☆☆☆☆☆

What is the story about?

.....

.....

.....

What was the best part?

.....

.....

.....

.....