

Single Candlestick Patterns

● Neutral

● Bearish

● Bullish



Hammer
Bullish reversal at bottom.
Long lower wick.




Inv. Hammer
Bullish reversal. Long upper wick at bottom.



Shooting Star
Bearish reversal. Long upper wick at top.



Hanging Man
Bearish reversal at top.
Long lower wick.



Doji
Indecision. Open & close nearly equal.



Dragonfly Doji
Bullish doji. Long lower wick only.



Gravestone
Bearish doji. Long upper wick only.



Spinning Top
Small body, equal wicks.
Indecision.



Bull Marubozu
Full bull body. Strong buying pressure.



Bear Marubozu
Full bear body. Strong selling pressure.

Two-Candlestick Patterns

● Neutral ● Bearish ● Bullish



Bull Engulfing

Big bull candle engulfs prior bear.



Bear Engulfing

Big bear candle engulfs prior bull.



Bull Harami

Small bull inside prior large bear.



Bear Harami

Small bear inside prior large bull.



Piercing Line

Bull candle closes above bear midpoint.



Dark Cloud

Bear candle closes below bull midpoint.



Tweezer Top


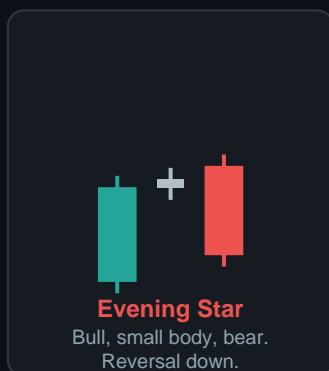
Equal highs. Bearish reversal signal.



Tweezer Bottom

Equal lows. Bullish reversal signal.

Three-Candlestick Patterns



Quick Reference: What to Look For

BULLISH SIGNALS

- Long lower wick → buyers stepped in
- Body near top of candle
- Second candle closes above midpoint
- Gap up after small body
- Three consecutive higher closes

BEARISH SIGNALS

- Long upper wick → sellers took control
- Body near bottom of candle
- Second candle closes below midpoint
- Gap down after small body
- Three consecutive lower closes

NEUTRAL / CAUTION

- Doji = indecision, wait for confirmation
- Small body with equal wicks
- Context matters: trend + volume
- Single candles need confirmation
- Always use with support/resistance