

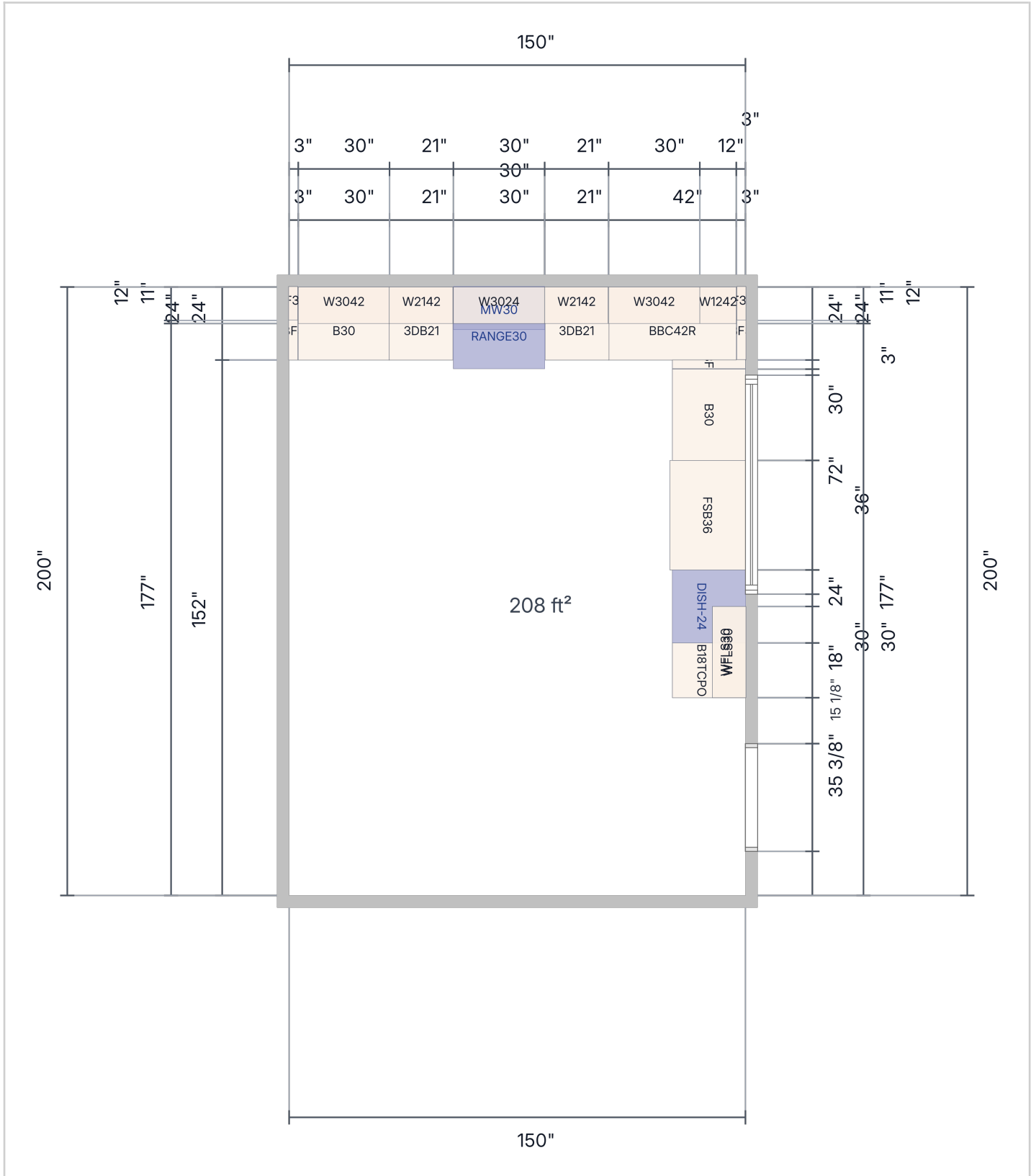
# Kitchen Design Summary

Project Name: Demo 5

Prepared By: ArchKit

Date: 11 Apr 2026

## Layout Snapshot



### DISCLAIMER





All dimensions are in inches. Measurements are based on user input or device capture. Verify site conditions before ordering materials. ArchKit is not liable for inaccuracies.

## Model Details

Product	SKU	Quantity	Description
	BF3	X3	3" Width X 3/4" Depth X 34.5" Height
	BBC42R	X1	Base Blind Corner 42"Wx24" Dx34.5" H Min Pull From: 45"W to 48"W
	B30	X2	30" Width X 24" Depth X 34.5" Height . Base Cabinet
	FSB36	X1	36" Width X 24" Depth X 34.5" Height . Farm Sink Base Cabinet
	B18TCPO	X1	18" Single Door Single Drawer w/ Trashcan Pullout Base Cabinet
	3DB21	X2	21" Width X 24" Depth X 34.5" Height . Three Drawer Base Cabinet
	WF330	X2	3" Width X 3/4" Depth X 30" Height
	W3042	X2	30" Width X 12" Depth X 42" Height. Wall Cabinet

**DISCLAIMER**

All dimensions are in inches. Measurements are based on user input or device capture.  
Verify site conditions before ordering materials. ArchKit is not liable for inaccuracies.

Product	SKU	Quantity	Description
	W2142	X2	21" Width X 12" Depth X 42" Height. Wall Cabinet
	W3024	X1	33" Width X 12" Depth X 24" Height. Bridge Wall Cabinet
	W1242	X1	12" Width X 12" Depth X 42" Height. Wall Cabinet
	WFLS30	X2	30" Wooden Floating Shelf

**DISCLAIMER**

All dimensions are in inches. Measurements are based on user input or device capture.  
Verify site conditions before ordering materials. ArchKit is not liable for inaccuracies.