



Fusion Data Intelligence Deep Dive

Konstantin Zhernevskiy/Data Intensity

- Expertise
 - OAC, OAS, OBIEE
 - FDI, FAW
 - BI Apps
 - ADW, Kimball, Data vault
 - ODI, CDC, Informatica, Python
 - Fusion, EBS as a sources
 - Cloud Migration & Optimal Data Architecture design
- Frameworks
 - Agile, Scrum
 - PMBOK
 - ITIL



Konstantin Zhernevskiy
Senior DWH Architect
PhD in Economics

Oracle Migration & Managed Services Specialists

FULL ORACLE STACK SUPPORT

3,500 Implementations
7,000 Upgrades
16,000 Managed environments

Our Mission

We manage **complex Oracle workloads** on any cloud, delivering high touch, quality service

Architected & migrated
80+ Oracle landscapes
to OCI in the past 18
months



Cloud Credentials

Oracle Partner

50+ Oracle Specializations
Cloud Services Provider (CSP)
Strategic MSP (SMSP)

Microsoft Partner

AWS Partner

Autonomous DB
Oracle Databases
E-Business Suite
PeopleSoft, JD Edwards
Analytics, Integration
Exadata
License Review and Management

**Largest independent Oracle
Managed Services Provider
globally for 20+ years**

RIGHT CLOUD. RIGHT LICENSING. RIGHT SERVICES.

ORACLE

Service
Partner

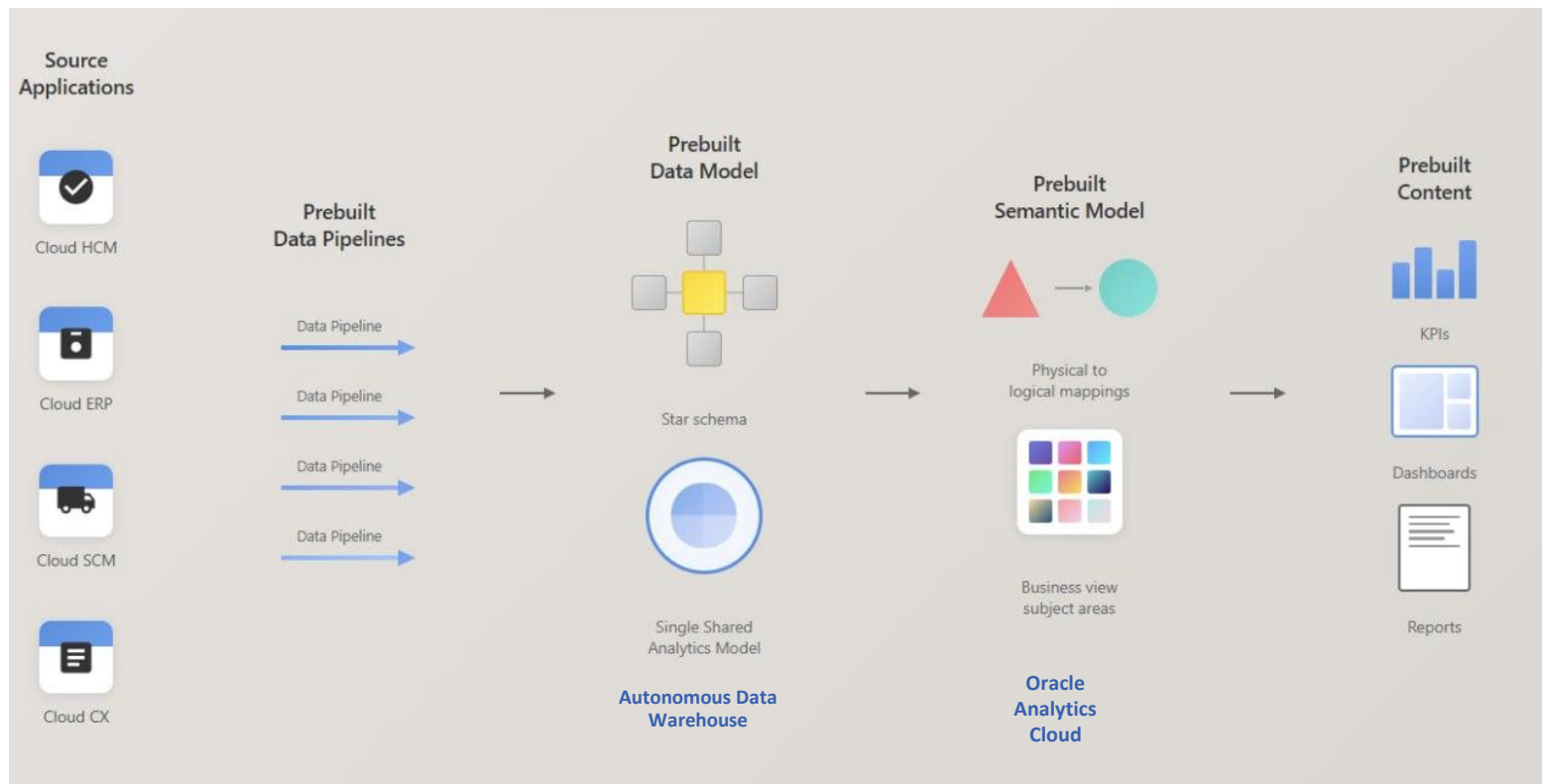
*Advanced Expertise in
Oracle E-Business Suite
Applications to Oracle Cloud
in North America*



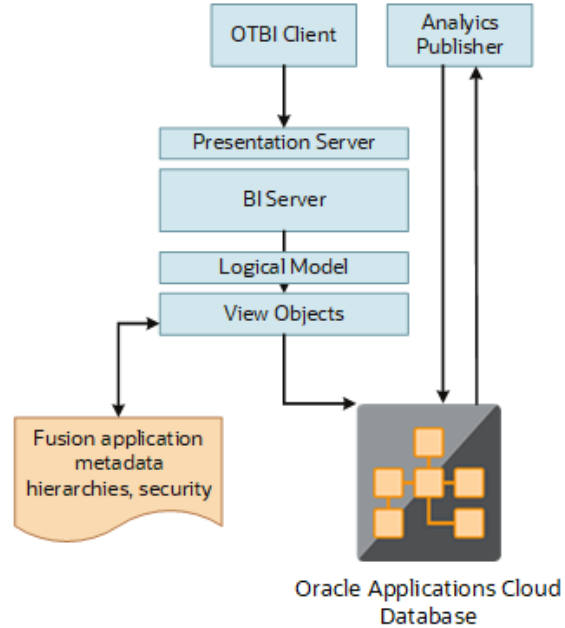
Presentation Overview

- Overview of architecture
- OTBI vs FDI
- FDI Console
- Export/Import/Backup
- Preview Features/GA
- New connections
- Customization
- Data lineage
- Content Explorer
- Users OAX_USER and ADMIN
- Data Validation
- Road Map

FDI Architecture



OTBI – Overview



OTBI vs FDI

	OTBI	FDI
1	Real Time Data	Daily refresh or refresh by demand
2	Consistent Data	Data Validation is needed
3	No Additional cost	Additional cost
4	You cannot run heavy queries, some reports are not feasible	You can run “any” query , Historical
5		You can aggregate, pre-calculate the date
6	Affect ERP performance	Does not affect ERP performance, load data once
7	Legacy GUI (OBIEE 11g),limited interactivity, you cannot join the data from different subject areas into one	Modern, user-friendly GUI , you can create custom datasets - saving IT hours
8	Prebuild Reports in BI Publisher and Analysis & Dashboards	Prebuild Metrics and Dashboards in DV, Analysis & Dashboards and BI Publisher saving IT hours
9	Business users export the data into Excel and merge it there	You can enrich the data with custom data/other sources

OAC Console in regular instance

Administration

Management and Administration

Content Management
List content and change ownership.

Issue SQL
Run test queries to debug SQL statements.

Monitor Deliveries
See when reports were sent, which items are pending, and manage your...

Roles and Permissions
Configure what users see and do through application roles.

Sessions and Query Logs
Analyze SQL queries and logs. Filter SQL queries and logs by user.

Snapshots
Back up, restore, and migrate your system using a snapshot.

Extensions and Enrichments

Data Enrichments
Manage business-specific reference knowledge used to classify dataset...

Extensions
Add custom visualization types, or data actions.

Generative AI
Manage large language models (LLMs) to power Oracle Analytics.

Maps
Manage map layers and backgrounds for reports and dashboards, so user...

Configuration and Settings

Advanced System Settings
Customize system-level options and override defaults. Change the default...

Content-Sharing Platforms
Configure the platforms where users are allowed to share content.

Database Connections
Create and manage database connections for semantic models bu...

Layouts and Themes
Apply custom structure and styling.

Mail Settings
Connect to your email server.

Remote Data Connectivity
Register one or more Data Gateway agents to connect to remote on...

Safe Domains
Authorize and manage access to domains that are safe to use with...

Search Index
Set up content indexing and crawls to optimize user searches.

Virus Scanner
Connect to your virus scanning server.

Workbook Translations
Localize captions displayed in workbooks so users see translations...

OAC Console in FDI

Administration

🔍 Search in Console, for example type: manage

Management and Administration

Content Management

List content and change ownership.



Issue SQL

Run test queries to debug SQL statements.



Monitor Deliveries

See when reports were sent, which items are pending, and manage your...



Sessions and Query Logs

Analyze SQL queries and logs. Filter SQL queries and logs by user.



Extensions and Enrichments

Data Enrichments

Manage business-specific reference knowledge used to classify dataset...



Extensions

Add custom visualization types, or data actions.



Generative AI

Manage large language models (LLMs) to power Oracle Analytics.



Maps

Manage map layers and backgrounds for reports and dashboards, so users...



Configuration and Settings

Layouts and Themes

Apply custom structure and styling.



Mail Settings

Connect to your email server.



Remote Data Connectivity

Register one or more Data Gateway agents to connect to remote on-...



Safe Domains

Authorize and manage access to domains that are safe to use with...



Search Index

Set up content indexing and crawls to optimize user searches.



Workbook Translations

Localize captions displayed in workbooks so users see translations ...



Administration console for Fusion Data Intelligence

Access application setup, configuration, maintenance, and extensibility features here. Business users can access application content from the [Home Page](#).

Service Administration



Release Updates



Virus Scanner



System Settings



Security

Application Administration



Reporting Configuration



Data Configuration



Enable Features



Semantic Model Extensions



Data Validation



Uploads



Intelligent Application Alerts



Bundles

FDI Console - Release Updates



East Coast
Oracle Users
Conference



Release Updates

Release Updates

Activity

Current Version: **25.R3.P1**
All updates are cumulative.

Update	Schedule
25.R3.P2 ⓘ	<div>Schedule Date </div> <div>Timezone: America/New_York</div>

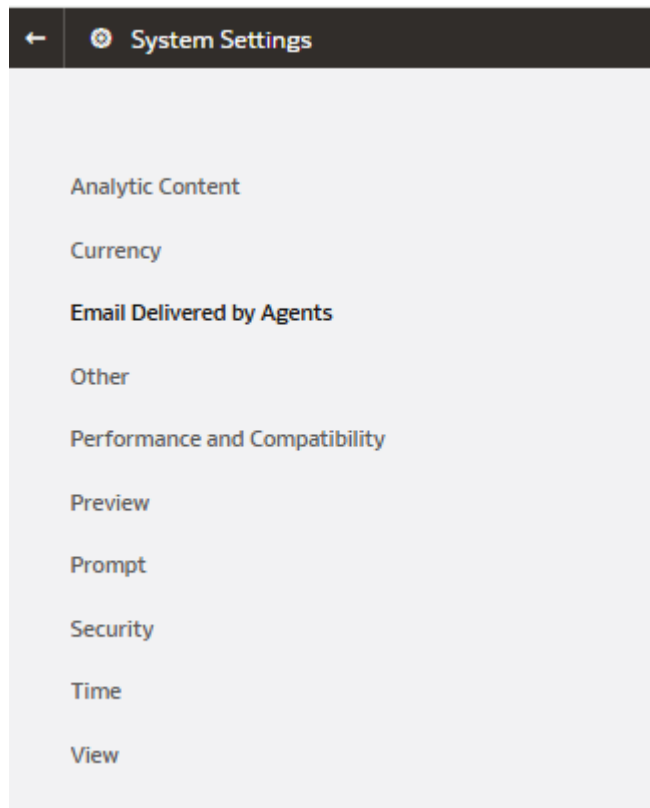
FDI Console - Release Updates

- Activate Development FDI Development instance
- Apply New Release to the Development instance before PROD
- Identify a list of critical reports and critical reports owners
- Create a data quality checklist based on analysis/workbooks
- Schedule critical reports and data quality checks using agents
- Confirm that critical reports run successfully and data quality checks pass before scheduling patching or upgrades in PROD

FDI Console - Release Updates

Release Updates				
Release Updates		Activity		
<input type="text" value="Search Activity"/>		<input type="text" value="Filter by sta"/>		
Status	Release	User	Date ↕	Details
Update Available	25.R3.P2			
Update Applied	25.R3.P1			
Schedule Changed	25.R3.P1			
Update Available	25.R3.P1			
Update Available	25.R3			
Update Applied	25.R2			
Update Applied	25.R1.P1			
Update Applied	25.R2.P2			
Schedule Changed	25.R2.P2			
Schedule Changed	25.R2.P1			
Schedule Changed	25.R2			
Schedule Changed	25.R1.P3			
Schedule Changed	25.R1.P1			
Schedule Changed	25.R1.P1			
Schedule Changed	25.R1.P1			

FDI Console – System Settings



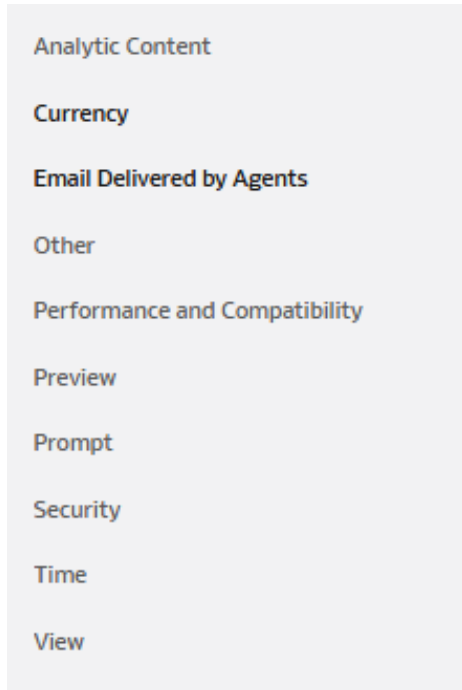
FDI Console – System setting in FDI vs OAC



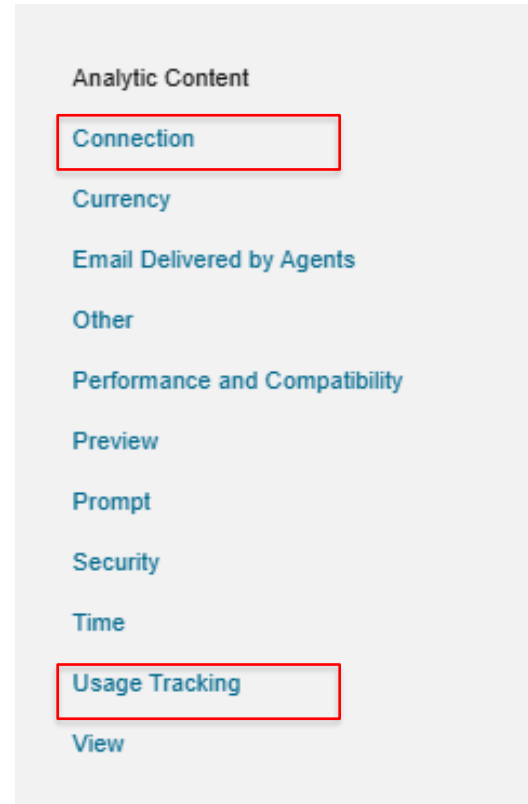
East Coast
Oracle Users
Conference





FDI





OAC



FDI Console – Security


  Security

[Users](#) [Groups](#) [Application Roles](#) [Security Assignments](#) [Settings](#) [Activity](#)

Search by Display Name  

[User Profile](#) [Copy Assignments](#) [Manage Users](#)

FDI Console – Reporting Configuration

 Reporting Configuration

Basic

Advanced

All

Global Parameters

Enterprise Resource Planning

Human Capital Management

Supply Chain Management

Global Parameters

Enterprise Calendar

FDI Console – Reporting Configuration



East Coast
Oracle Users
Conference

Eastern States
OATUG
ORACLE APPLICATIONS & TECHNOLOGY USERS GROUP

[←](#) **Reporting Configuration**

Basic **Advanced**

All	Enterprise Resource Planning
Global Parameters	Financial Analytics
Enterprise Resource Planning	
Human Capital Management	
Supply Chain Management	

Allow Financial Category Upload

All

Global Parameters

Enterprise Resource Planning

Human Capital Management

Supply Chain Management

Enterprise Resource Planning

Financial Analytics

Allow Financial Category Upload

No(N)

FDI Console – Reporting Configuration

Basic

Advanced

All

Global Parameters

Enterprise Resource Planning

Human Capital Management

Supply Chain Management

Human Capital Management

Human Capital Management Analytics

View Own Context

View Own Context

Worker Age Band

Name

Min(Year)

Max(Year)

⊕ Add Band

Tenure Band

Name

Min(Year)

Max(Year)

⊕ Add Band

Months Of Service Band

Name

Min(Months)

Max(Months)

⊕ Add Band

Performance Band

Name

Min(Rating)

Max(Rating)

Low

Medium

High

Potential Band

Name

Min(Rating)

Max(Rating)

Low

Medium

High

Compa-Ratio Band

Name

Min(%)

Max(%)

Compa-Ratio Band A

Compa-Ratio Band B

FDI Console – Reporting Configuration

Basic

Advanced

All

Global Parameters

Enterprise Resource Planning

Human Capital Management

Supply Chain Management

Impact Of Loss Band	Name	Min(Rating)	Max(Rating)	ⓘ
Low		0	Max Value	
Medium		Min Value	Max Value	
High		Min Value	10	

Custom Performance Band

Name

Min(Rating)

Max(Rating)

ⓘ

Name

0

100

⊕ Add Band

Custom Potential Band

Name

Min(Rating)

Max(Rating)

ⓘ

Name

0

100

⊕ Add Band

Learning Overdue Days Band

Name

Min(Days)

Max(Days)

ⓘ

Name

0

10000

⊕ Add Band

Workforce Management

Re-Organization Reasons

All(ALL) ×

Succession Management

Ready Now

Select Readiness Value(s)

Ready in 0 to 1 Years

Select Readiness Value(s)

Ready in 1 to 2 Years

Select Readiness Value(s)

Ready in 2 to 3 Years

Select Readiness Value(s)

Ready in more than 3 Years

Select Readiness Value(s)

Not Ready

Select Readiness Value(s)

FDI Console – Reporting Configuration



East Coast
Oracle Users
Conference

Eastern States
OATUG
ORACLE APPLICATIONS & TECHNOLOGY USERS GROUP

← Reporting Configuration

Basic

Advanced

All

Global Parameters

Enterprise Resource Planning

Human Capital Management

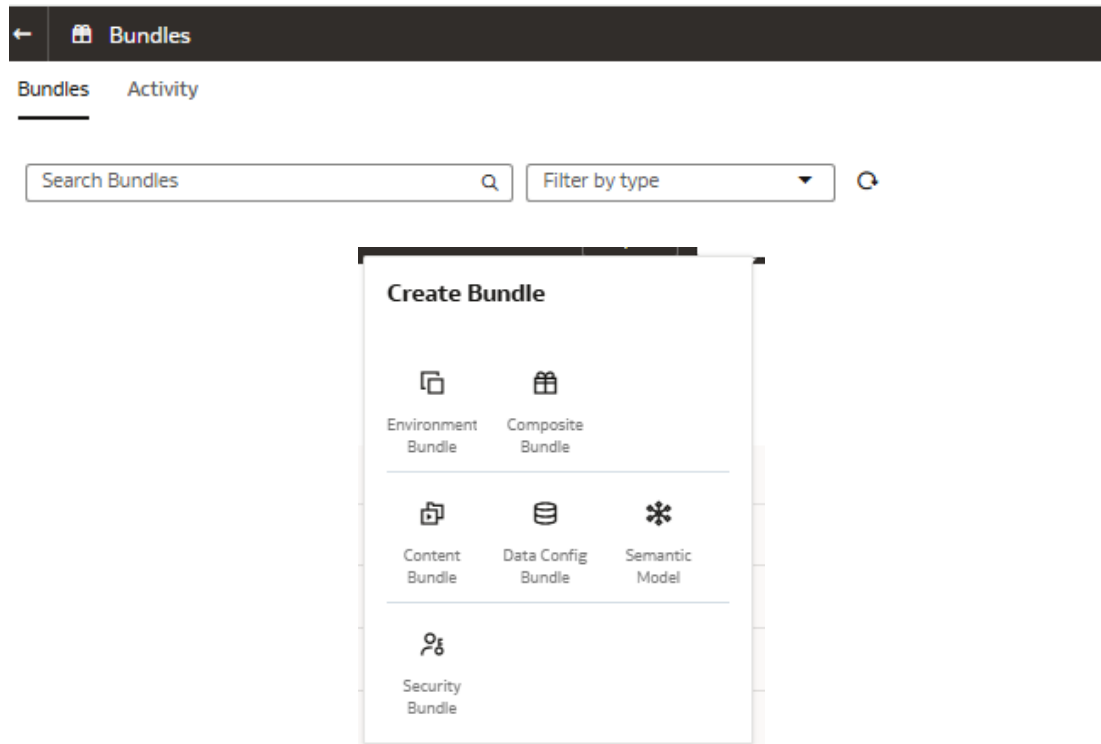
Supply Chain Management

Supply Chain Management

Inventory FSN Analysis

FSN Analysis Band	Name	Min(%)	Max(%)	ⓘ
	Fast moving (F)	<input type="text" value="0"/>	<input type="text" value="Max Value"/>	
	Slow moving (S)	<input type="text" value="Min Value"/>	<input type="text" value="Max Value"/>	
	Non-moving (N)	<input type="text" value="Min Value"/>	<input type="text" value="100"/>	

FDI Console









FDI Console – Environment Bundle

← Environment Bundle

Name

Description

FDI Console – Composite Bundle

  Composite Bundle    

Name

Description

Bundle Components




Content

Data Configuration

Semantic Extensions


Security

FDI Console –Content Bundle

 **Content Bundle**  Cancel Save 

Name

Description

☐ Include All 

☐ Include Reporting Parameters

☐ Include Configurable Account Analysis

OAC Content

☐ All OAC Content




Select OAC Content

Key Metrics

☐ All Key Metrics

Select Key Metrics

FDI Console – Data Config Bundle

 Data Config Bundle  Cancel Save 

Name

☐ Include all data configuration settings ⓘ

Description

Activated Modules

☐ All Modules

Select

Data Augmentations

☐ All Augmentations

Select

FDI Console – Semantic Extensions Bundle



East Coast
Oracle Users
Conference



← * Semantic Extensions Bundle 🔔 Cancel Save

Name *

Description

☐ Include all semantic extensions ⓘ

☐ Include External RPD

☐ Publish External RPD

Publish a branch or tag in the target environment

Select Branch Tag

Main Branch Tags

☐ All Tags



Select Tags

Customization Branches

☐ All Branches


Select Branches


FDI Console – Security Bundle

  Security Bundle

Name



Description

☐ Include All 

☒ Include Custom Security Configurations 


Application Roles

☐ All Application Roles

Select Application Roles  

- In Oracle Fusion Data Intelligence (FDI), a feature or option in the "**preview**" status means that it is a high-confidence, design-complete feature available for evaluation and testing before its official, general release.
- **Generally Available" (GA)**, meaning it is officially released and fully supported for production workloads.

Enable Features


 **Enable Features**

Preview Features

Generally Available Features



Activity

Preview features are publicly available features that can be activated in your instance of Analytics Warehouse.

 Filter Preview Features

- > **Application Settings**
- > **Connectors**
- > **Custom Data Configuration**
- > **Functional Areas**
- > **Notifications**
- > **Pipeline Features**

Enable Features


  Enable Features

Preview Features

Generally Available Features

Activity

Generally available features are publicly available features that can be activated in your instance of Analytics Warehouse.

 Filter Generally Available Features

> Functional Areas

> Pipeline Features

Preview Features

← 88 Enable Features

Preview Features

Generally Available Features

Activity

Preview features are publicly available features that can be activated in your instance of Analytics Warehouse.

Q Filter Preview Features

☐ Oracle JDBC 1

This feature enables connecting Remote Agent managed connectivity to Oracle database using JDBC.

☐ Oracle JDBC 2

This feature enables connecting Remote Agent managed connectivity to Oracle database using JDBC.

☐ Oracle JDBC 3

This feature enables connecting Remote Agent managed connectivity to Oracle database using JDBC.

☐ Oracle JDBC 4

This feature enables connecting Remote Agent managed connectivity to Oracle database using JDBC.

☐ Oracle JDBC 5

This feature enables connecting Remote Agent managed connectivity to Oracle database using JDBC.

☐ Oracle PeopleSoft On-Prem - Campus Solutions

This feature enables connecting to various data sources in an on-premises Oracle PeopleSoft instance to build a managed data pipeline with data from that instance.

☐ Oracle PeopleSoft On-Prem - Financials

This feature enables connecting to various data sources in an on-premises Oracle PeopleSoft instance to build a managed data pipeline with data from that instance.

☐ Oracle PeopleSoft On-Prem - Human Resources

This feature enables connecting to various data sources in an on-premises Oracle PeopleSoft instance to build a managed data pipeline with data from that instance.

☐ Oracle PeopleSoft On-Prem - Learning Management

This feature enables connecting to various data sources in an on-premises Oracle PeopleSoft instance to build a managed data pipeline with data from that instance.

☐ Oracle Transportation Management

This feature enables connecting to an OTM instance and create augmentations on that data.

☐ QuickBooks Online

This feature enables connecting to a QuickBooks instance to bring data into Oracle Analytics Warehouse for data augmentation.

☐ Remote Agent

This feature enables bringing data from on-premises applications like Oracle E-Business Suite and Oracle JD Edwards into Oracle Analytics Warehouse.

☐ SAP CONCUR

Connector for SAP Concur

☐ SFTP

This feature enables connecting to a Secure FTP source to build a managed data pipeline with data from that instance.

☐ Shopify

This feature enables connecting to a Shopify instance to build a managed data pipeline with data from that instance.

☐ Snowflake

This feature enables connecting to a Snowflake instance to bring data into Oracle Analytics Warehouse for data augmentation.

☐ SQL Server

This feature enables connecting to a SQL Server instance to bring data into Oracle Analytics Warehouse for data augmentation.

☐ Taleo

This feature enables connecting to a Taleo instance to bring data into Oracle Analytics Warehouse for data augmentation.

Connect With Cloud Sources

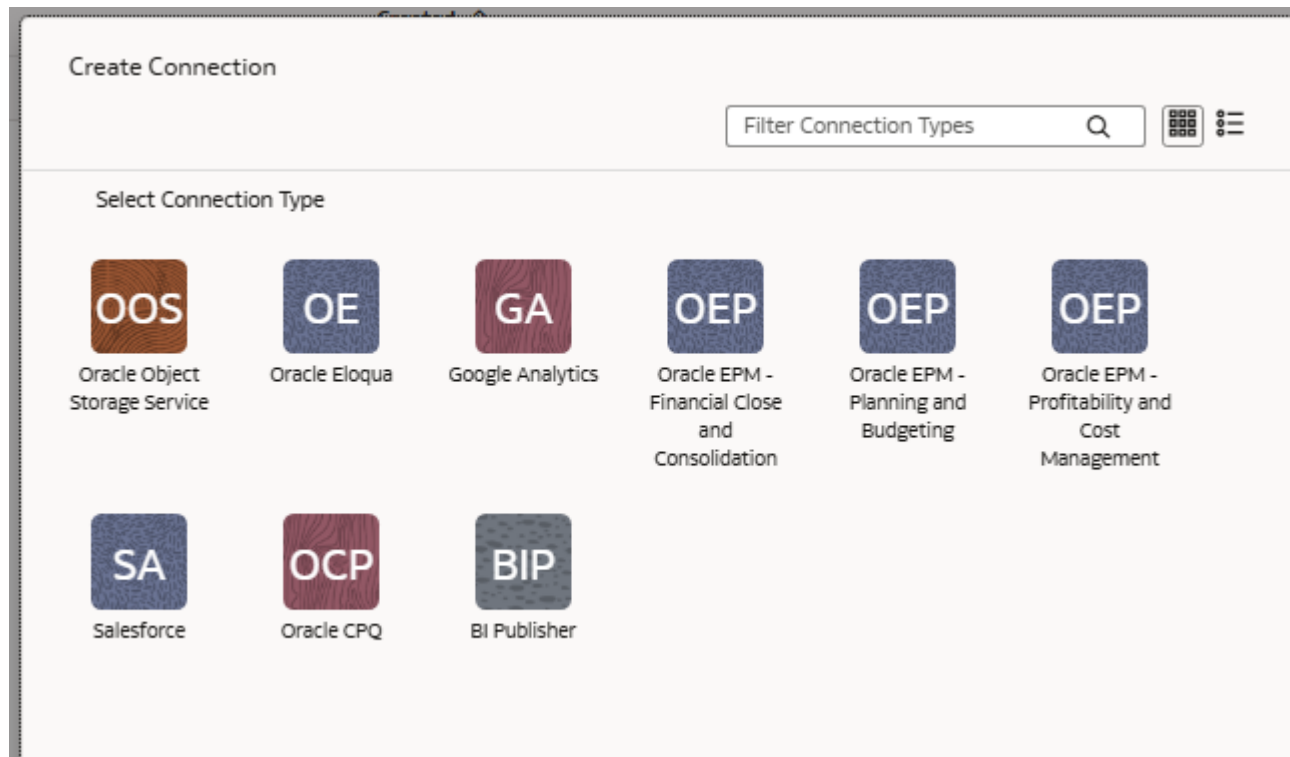
Generally Available (GA):

- [Google Analytics](#)
- [Salesforce](#)

Preview:

- [Azure SQL](#)
- [Oracle Autonomous Database](#)
- [Oracle Enterprise Performance Management](#)
- [EPM Export Data Instance](#)
- [Oracle Eloqua Data Source](#)
- [Oracle Analytics Publisher](#)
- [Shopify](#)
- [Snowflake](#)
- [Taleo](#)
- [Oracle Transportation Management Cloud Service](#)
- [Fusion Supply Chain Planning](#)
- [QuickBooks Online](#)
- [MongoDB](#)
- [MySQL Cloud Database](#)
- [Enterprise Data Management Cloud](#)

Create connections - GA



Create connections – Preview Features

Create Connection

Usage Type Data Extraction Filter Connection Types Q Grid Icon Menu Icon

ASQ

Azure SQL

SQL

SQL Server

SN

Snowflake

SH

Shopify

OEB

Oracle E-Business Suite On-Prem

SCP

SCP

OAD

Oracle Autonomous Database 1

OAD

Oracle Autonomous Database 2

OAD

Oracle Autonomous Database 3

OAD

Oracle Autonomous Database 4

OJD

Oracle JDBC 2

OJD

Oracle JDBC 3

OAD

Oracle Autonomous Database 5

OJD

Oracle JD Edwards On-Prem

OPS

Oracle PeopleSoft On-Prem - Human Resources

OPS

Oracle PeopleSoft On-Prem - Learning Management

OPS

Oracle PeopleSoft On-Prem - Financials

OPS

Oracle PeopleSoft On-Prem - Campus Solutions

OJD

OJD

OJD

OJD

Cancel

Create connections

← Create Connection

GA

Google Analytics

Usage Type

Data Extraction

Connection Name

Google Analytics

* Connectivity Type

Standard

Notification Email

Enter Notification Email

* Service Account
Credentials Json File

Drag and Drop

Select a file or drop one here.

Account Id

GA4 List of Property Id


Lookback Mode

List of Lookback N days
Ago

Refresh Metadata

☐


Data Configuration


 Data Configuration


Data Source Fusion


Create and manage data pipelines to load data from your source applications.


Configurations


Pipeline Settings



Custom Data Configurations



Data Augmentation



Manage Connections


Data Maintenance


Applications



Enterprise Resource Planning



Human Capital Management


Supply Chain Management

Activity History


Request History


Audit Log


Notifications

Customization – Data Augmentation

← Fusion > Data Augmentation

Cancel

← Back

1

Source Selection

2

Attribute Selection

3

Column Options

4

Entity Options

5

Dimension Keys

6

Schedule and Save

Next →

Choose attributes from the selected source to add to the target table.

Source Table

FscmTopModelAM.ScmExtractAM.WieBiccExtractAM.WOStatusExtractPVO

Selected Columns: 2

Filter attributes

Q

Primary Keys only ☐

Selected Rows only ☐

<input type="checkbox"/>	Name	Label	Data Type	<input checked="" type="checkbox"/> Primary Key	<input checked="" type="checkbox"/> Incremental Key	Size
<input checked="" type="checkbox"/>	WOStatusPEOLastUpdateDate	WOStatusPEOLastUpdateDate	TIMESTAMP		<input checked="" type="checkbox"/>	10
<input checked="" type="checkbox"/>	WOStatusPEOWoStatusId	WOStatusPEOWoStatusId	NUMBER	<input checked="" type="checkbox"/>		8
<input type="checkbox"/>	WOStatusPEOAttributeCategory	WOStatusPEOAttributeCategory	VARCHAR2			80
<input type="checkbox"/>	WOStatusPEOAttributeChar1	WOStatusPEOAttributeChar1	VARCHAR2			240
<input type="checkbox"/>	WOStatusPEOAttributeChar10	WOStatusPEOAttributeChar10	VARCHAR2			240
<input type="checkbox"/>	WOStatusPEOAttributeChar11	WOStatusPEOAttributeChar11	VARCHAR2			240
<input type="checkbox"/>	WOStatusPEOAttributeChar12	WOStatusPEOAttributeChar12	VARCHAR2			240
<input type="checkbox"/>	WOStatusPEOAttributeChar13	WOStatusPEOAttributeChar13	VARCHAR2			240
<input type="checkbox"/>	WOStatusPEOAttributeChar14	WOStatusPEOAttributeChar14	VARCHAR2			240
<input type="checkbox"/>	WOStatusPEOAttributeChar15	WOStatusPEOAttributeChar15	VARCHAR2			240
<input type="checkbox"/>	WOStatusPEOAttributeChar16	WOStatusPEOAttributeChar16	VARCHAR2			240

Customization – Data Augmentation



East Coast
Oracle Users
Conference

Eastern States
OATUG
ORACLE APPLICATIONS & TECHNOLOGY USERS GROUP

R13 SCM and Procurement OTBI subject areas to database lineage mapping spreadsheet



Received Response 17299 Views 54 Comments



Ramamurthy Shankarachetty-Oracle Director, Product Management, Analytics Apps for ERP Blue Ribbon

Oct 9, 2018 5:08PM edited Jul 3, 2025 3:06PM 54 comments

Summary

R13 SCM and Procurement OTBI subject areas to database lineage mapping spreadsheet

Content

This spreadsheet is published by Oracle OTBI Development.

Release: 25B, 25A, 24D, 24C

Information Covered:

Documents Fusion SCM and Procurement OTBI subject areas, the corresponding View Objects and database tables and columns.

Related Documents:

Customers can use this spreadsheet to search for reporting fields in OTBI subject areas or trace the lineage from subject area to database tables, columns and view objects or vice versa.

 [R13_25B_SCM_and_PRC_OTBI_database_mapping_with_ViewObjects.xlsx](#)

Uploaded Jul 3, 2025 5.09 MB

 [R13_25A_SCM_and_PRC_OTBI_database_mapping_with_ViewObjects.xlsx](#)

Uploaded Feb 4, 2025 5.91 MB

 [R13_24D_SCM_and_PRC_OTBI_database_mapping_with_ViewObjects.xlsx](#)

Uploaded Nov 21, 2024 6.9 MB

 [R13_24C_SCM_and_PRC_OTBI_database_mapping_with_ViewObjects.xlsx](#)

Uploaded Jul 25, 2024 5.9 MB

Customization – Data Augmentation



East Coast
Oracle Users
Conference

Eastern States
OATUG
ORACLE APPLICATIONS & TECHNOLOGY USERS GROUP

D23	FscmTopModelAM.EgplItemsPublicModelAM.InventoryItemRef				
A	B	C	D	E	
1 Oracle Supply Chain Management					
2 View SCM Subject Area-to-Database					
3 Release 13 (Update 25B)					
The table in the following rows provides the mappings of SCM OTBI subject areas and presentation columns to database tables and columns and to view objects. The first cell of the row of column headings is named					
SUBJECT_AREA	PRESENTATION_TABLE	PRESENTATION_COLUMN	PHYSICAL_TABLE	PHYSICAL_COLUMN	
Costing - Cost Accounting Period Close Real Time	Interface Costing	Item Include In Rollup	FscmTopModelAM.EgplItemsPublicModelAM.InventoryItemRef	InventoryItemBasePEODefaultIncludeInRollupFlag	OTI
Costing - Cost Accounting Period Close Real Time	Interface Costing	Item Inventory Asset Value	FscmTopModelAM.EgplItemsPublicModelAM.InventoryItemRef	InventoryItemBasePEOInventoryAssetFlag	OTI
Costing - Cost Accounting Period Close Real Time	Interface Inventory	Inventory Item	FscmTopModelAM.EgplItemsPublicModelAM.InventoryItemRef	InventoryItemID	OTI
Costing - Cost Accounting Period Close Real Time	Interface Inventory	Item Bulk Picked	FscmTopModelAM.EgplItemsPublicModelAM.InventoryItemRef	InventoryItemBasePEOBulkPickedFlag	OTI
Costing - Cost Accounting Period Close Real Time	Interface Inventory	Item Cycle Count Enabled	FscmTopModelAM.EgplItemsPublicModelAM.InventoryItemRef	InventoryItemBasePEOCycleCountEnabledFlag	OTI
Costing - Cost Accounting Period Close Real Time	Interface Inventory	Item Expiration Action	FscmTopModelAM.EgplItemsPublicModelAM.InventoryItemRef	MtlActionsVIDescription	OTI
Costing - Cost Accounting Period Close Real Time	Interface Inventory	Item Grade Controlled	FscmTopModelAM.EgplItemsPublicModelAM.InventoryItemRef	InventoryItemBasePEOGradeControlFlag	OTI
Costing - Cost Accounting Period Close Real Time	Interface Inventory	Item Hold Days	FscmTopModelAM.EgplItemsPublicModelAM.InventoryItemRef	InventoryItemBasePEOHoldDays	OTI
Costing - Cost Accounting Period Close Real Time	Interface Inventory	Item Location Control Code	FscmTopModelAM.EgplItemsPublicModelAM.InventoryItemRef	InventoryItemBasePEOLocationControlCode	OTI
Costing - Cost Accounting Period Close Real Time	Interface Inventory	Item Locator Restrictions	FscmTopModelAM.EgplItemsPublicModelAM.InventoryItemRef	InventoryItemBasePEORestrictLocatorsCode	OTI
Costing - Cost Accounting Period Close Real Time	Interface Inventory	Item Lot Control	FscmTopModelAM.EgplItemsPublicModelAM.InventoryItemRef	InventoryItemBasePEOLotControlCode	OTI
Costing - Cost Accounting Period Close Real Time	Interface Inventory	Item Lot Status Enabled	FscmTopModelAM.EgplItemsPublicModelAM.InventoryItemRef	InventoryItemBasePEOLotStatusEnabled	OTI
Costing - Cost Accounting Period Close Real Time	Interface Inventory	Item Lot Translate Enabled	FscmTopModelAM.EgplItemsPublicModelAM.InventoryItemRef	InventoryItemBasePEOLotTranslateEnabled	OTI
Costing - Cost Accounting Period Close Real Time	Interface Inventory	Item Maturity Days	FscmTopModelAM.EgplItemsPublicModelAM.InventoryItemRef	InventoryItemBasePEOMaturityDays	OTI
Costing - Cost Accounting Period Close Real Time	Interface Inventory	Item OE Transactable	FscmTopModelAM.EgplItemsPublicModelAM.InventoryItemRef	InventoryItemBasePEOMtlTransactionsEnabledFlag	OTI
PHYSICAL_TABLE	PHYSICAL_COLUMN	VO_DEFINITION	DATABASE_OBJECT	DATABASE_COLUMN	INDEXEI
FscmTopModelAM.EgplItemsPublicModelAM.InventoryItemRef	InventoryItemBasePEODefaultIncludeInRollupFlag	oracle.apps.scm.productModel.items.publicView.analytics.InventoryItemRefPVO	EGP_SYSTEM_ITEMS_B_V	DEFAULT_INCLUDE_IN_ROLLUP_FLAG	NO
FscmTopModelAM.EgplItemsPublicModelAM.InventoryItemRef	InventoryItemBasePEOInventoryAssetFlag	oracle.apps.scm.productModel.items.publicView.analytics.InventoryItemRefPVO	EGP_SYSTEM_ITEMS_B_V	INVENTORY_ASSET_FLAG	NO
FscmTopModelAM.EgplItemsPublicModelAM.InventoryItemRef	InventoryItemID	oracle.apps.scm.productModel.items.publicView.analytics.InventoryItemRefPVO	EGP_SYSTEM_ITEMS_B_V	INVENTORY_ITEM_ID	NO
FscmTopModelAM.EgplItemsPublicModelAM.InventoryItemRef	InventoryItemBasePEOBulkPickedFlag	oracle.apps.scm.productModel.items.publicView.analytics.InventoryItemRefPVO	EGP_SYSTEM_ITEMS_B_V	BULK_PICKED_FLAG	NO
FscmTopModelAM.EgplItemsPublicModelAM.InventoryItemRef	InventoryItemBasePEOCycleCountEnabledFlag	oracle.apps.scm.productModel.items.publicView.analytics.InventoryItemRefPVO	EGP_SYSTEM_ITEMS_B_V	CYCLE_COUNT_ENABLED_FLAG	NO
FscmTopModelAM.EgplItemsPublicModelAM.InventoryItemRef	MtlActionsVIDescription	oracle.apps.scm.productModel.items.publicView.analytics.InventoryItemRefPVO	INV_ACTIONS_VL	DESCRIPTION	NO
FscmTopModelAM.EgplItemsPublicModelAM.InventoryItemRef	InventoryItemBasePEOGradeControlFlag	oracle.apps.scm.productModel.items.publicView.analytics.InventoryItemRefPVO	EGP_SYSTEM_ITEMS_B_V	GRADE_CONTROL_FLAG	NO
FscmTopModelAM.EgplItemsPublicModelAM.InventoryItemRef	InventoryItemBasePEOHoldDays	oracle.apps.scm.productModel.items.publicView.analytics.InventoryItemRefPVO	EGP_SYSTEM_ITEMS_B_V	HOLD_DAYS	NO
FscmTopModelAM.EgplItemsPublicModelAM.InventoryItemRef	InventoryItemBasePEOLocationControlCode	oracle.apps.scm.productModel.items.publicView.analytics.InventoryItemRefPVO	EGP_SYSTEM_ITEMS_B_V	LOCATION_CONTROL_CODE	NO
FscmTopModelAM.EgplItemsPublicModelAM.InventoryItemRef	InventoryItemBasePEORestrictLocatorsCode	oracle.apps.scm.productModel.items.publicView.analytics.InventoryItemRefPVO	EGP_SYSTEM_ITEMS_B_V	RESTRICT_LOCATORS_CODE	NO
FscmTopModelAM.EgplItemsPublicModelAM.InventoryItemRef	InventoryItemBasePEOLotControlCode	oracle.apps.scm.productModel.items.publicView.analytics.InventoryItemRefPVO	EGP_SYSTEM_ITEMS_B_V	LOT_CONTROL_CODE	NO
FscmTopModelAM.EgplItemsPublicModelAM.InventoryItemRef	InventoryItemBasePEOLotStatusEnabled	oracle.apps.scm.productModel.items.publicView.analytics.InventoryItemRefPVO	EGP_SYSTEM_ITEMS_B_V	LOT_STATUS_ENABLED	NO
FscmTopModelAM.EgplItemsPublicModelAM.InventoryItemRef	InventoryItemBasePEOLotTranslateEnabled	oracle.apps.scm.productModel.items.publicView.analytics.InventoryItemRefPVO	EGP_SYSTEM_ITEMS_B_V	LOT_TRANSLATE_ENABLED	NO
FscmTopModelAM.EgplItemsPublicModelAM.InventoryItemRef	InventoryItemBasePEOMaturityDays	oracle.apps.scm.productModel.items.publicView.analytics.InventoryItemRefPVO	EGP_SYSTEM_ITEMS_B_V	MATURITY_DAYS	NO
FscmTopModelAM.EgplItemsPublicModelAM.InventoryItemRef	InventoryItemBasePEOMtlTransactionsEnabledFlag	oracle.apps.scm.productModel.items.publicView.analytics.InventoryItemRefPVO	EGP_SYSTEM_ITEMS_B_V	MTL_TRANSACTIONS_ENABLED_FLAG	NO

Customization – Data Augmentation



East Coast
Oracle Users
Conference



Fusion OTBI Data Lineage Mapping (Doc ID 2721576.1)

[HCM : HCM OTBI subject areas to database lineage mapping spreadsheet](#)

[ERP: R13 Financials OTBI subject area to database lineage mapping spreadsheet](#)

[SCM & Procurement : R13 SCM and Procurement OTBI subject areas to database lineage mapping spreadsheet](#)
<https://community.oracle.com/customerconnect/discussion/479636/r13-scm-and-procurement-otbi-subject-areas-to-database-lineage-mapping-spreadsheet>

[Project Portfolio Management: R13: Project Portfolio Management Cloud OTBI: Subject Areas to Database Tables Mapping Spreadsheet](#)

Data Configuration – Pipeline Settings

Fusion > Pipeline Settings

Pipeline Parameters

Frequent Data Refresh Schedule

Frequent Refresh Tables

Warehouse Full Reload Schedule

Functional Area Schedule Override

Prioritized Refresh

Data Pipeline

Data Pipeline Status ☒ Enabled

Last Refresh Date

Estimated Refresh Completion

Data Refresh Schedule

Interval Daily

Time AM

Timezone IST ⓘ

Data Maintenance Schedule

Interval Daily

Time AM

Timezone IST ⓘ

Global Parameters

Analytics Language American English (US)

Analytics Currency US Dollar (USD)

Use Fusion Default Exchange Rate Type NO (N)

Exchange Rate Type Corporate (Corporate)

Initial Extract Date ⓘ

Human Capital Management

Anchor Date for Payroll Payroll Effective Date (EFFECTIVE_DATE)

Data Configuration – Pipeline Settings



East Coast
Oracle Users
Conference

Eastern States
OATUG
ORACLE APPLICATIONS & TECHNOLOGY USERS GROUP

← Fusion > Pipeline Settings

Pipeline Parameters Frequent Data Refresh Schedule Frequent Refresh Tables Warehouse Full Reload Schedule Functional Area Schedule Override Prioritized Refresh

⚠ This frequent data refresh capability is planned to be deprecated in an upcoming future release.

Frequent Data Refresh Schedule

Specify the schedule and data that requires frequent refreshes in a day.

- Note that Ad Hoc reload or refresh will not be available for frequently refreshed content.
- For functional areas that aren't activated currently, the schedule is applicable when you activate them.
- Some frequent refresh requests may be skipped. Ensure that you maintain a start time difference of at least 180 minutes between data refresh schedules.

Refresh frequency (in hours)

Select frequency ▼

Start time

Enter start time

🕒 IST time zone

☐ Perform frequent refresh for the selected [warehouse tables](#)

<input type="checkbox"/> Functional Area ^	Application ⇅	Offering ⇅
<input type="checkbox"/> General Ledger	Enterprise Resource Planning	Financial Analytics
<input type="checkbox"/> Accounts Payable	Enterprise Resource Planning	Financial Analytics
<input type="checkbox"/> Accounts Receivable	Enterprise Resource Planning	Financial Analytics
<input type="checkbox"/> AR Unaccounted Transactions	Enterprise Resource Planning	Financial Analytics
<input type="checkbox"/> Order Management	Supply Chain Management	Supply Chain Management Analytics

Data Configuration – Pipeline Settings



East Coast
Oracle Users
Conference

Eastern States
OATUG
ORACLE APPLICATIONS & TECHNOLOGY USERS GROUP

Pipeline Parameters Frequent Data Refresh Schedule Frequent Refresh Tables Warehouse Full Reload Schedule Functional Area Schedule Override Prioritized Refresh

⚠ This frequent data refresh capability is planned to be deprecated in an upcoming future release.

Warehouse tables for frequent data refresh [Preview](#)

Cancel

Save

Select warehouse data tables for frequent data refresh ahead of other data in the regularly scheduled batch.

- Selected tables will be refreshed on [Frequent Data Refresh Schedule](#)
- For a table to be eligible for frequent data refresh, its supporting functional areas must be activated.

Q Search warehouse tables

Set

☐ Show selected tables

☐ Show all functional areas

	Warehouse Table Name ↕	Type ↕	Entity ↕	Status ↕
<input type="checkbox"/>	DW_ABS_ACRL_ENTRY_TYPE_D_TL	Functional Area	1 Functional Areas	Eligible
<input type="checkbox"/>	DW_ABS_ACRL_METHOD_D_TL	Functional Area	1 Functional Areas	Eligible
<input type="checkbox"/>	DW_ABS_ACRL_VESTING_D_TL	Functional Area	1 Functional Areas	Eligible
<input type="checkbox"/>	DW_ABS_ADJ_EXP_REASON_D_TL	Functional Area	1 Functional Areas	Eligible
<input type="checkbox"/>	DW_ABS_ADJ_REASON_D_TL	Functional Area	1 Functional Areas	Eligible
<input type="checkbox"/>	DW_ABS_APPROVAL_STATUS_D_TL	Functional Area	1 Functional Areas	Eligible

Data Configuration – Pipeline Settings



East Coast
Oracle Users
Conference

Eastern States
OATUG
ORACLE APPLICATIONS & TECHNOLOGY USERS GROUP

Pipeline Parameters Frequent Data Refresh Schedule Frequent Refresh Tables Warehouse Full Reload Schedule Functional Area Schedule Override Prioritized Refresh

Functional Area Schedule Override [Preview](#)

Cancel

Update Schedule

Filter By Interval

Filter By Functional Area

☐ Show all functional areas

Standard Data Refresh Time
Starting at 7:30 AM IST

<input type="checkbox"/>	Application ^	Module ↕	Name/Functional Area ↕	Interval ↕	Day ↕	Month ↕	Status ↕	Action ↕
<input type="checkbox"/>	Enterprise Resource Planning	Project Analytics	Project Asset	Default			Eligible	...
<input type="checkbox"/>	Enterprise Resource Planning	Project Analytics	Project Billing	Default			Eligible	...
<input type="checkbox"/>	Enterprise Resource Planning	Project Analytics	Project Commitment	Default			Eligible	...
<input type="checkbox"/>	Enterprise Resource Planning	Project Analytics	Project Control	Default			Eligible	...
<input type="checkbox"/>	Enterprise Resource Planning	Project Analytics	Project Costing	Default			Eligible	...
<input type="checkbox"/>	Enterprise Resource Planning	Procurement Analytics	Purchasing	Default			Eligible	...
<input type="checkbox"/>	Enterprise Resource Planning	Procurement Analytics	Purchasing History	Default			Eligible	...
<input type="checkbox"/>	Enterprise Resource Planning	Procurement Analytics	Procurement Receipt Accounting	Default			Eligible	...
<input type="checkbox"/>	Enterprise Resource Planning	Procurement Analytics	Spend Classification	Default			Eligible	...
<input type="checkbox"/>	Enterprise Resource Planning	Procurement Analytics	Procurement Spend	Default			Eligible	...

Data Configuration – Pipeline Settings



East Coast
Oracle Users
Conference

Eastern States
OATUG
ORACLE APPLICATIONS & TECHNOLOGY USERS GROUP

[Pipeline Parameters](#)[Frequent Data Refresh Schedule](#)[Frequent Refresh Tables](#)[Warehouse Full Reload Schedule](#)[Functional Area Schedule Override](#)[Prioritized Refresh](#)

Prioritized Refresh

[Preview](#)[Cancel](#)[Save](#)

Select warehouse data tables for prioritized refresh ahead of other data in the regularly scheduled batch.
For a table to be eligible for prioritization, at least one of its supporting functional areas must be activated.

☐ Show Selected Only☐ Show all functional areas

	Warehouse Table Name ↕	Type ↕	Entity ↕	Date Prioritized ↕	Prioritized by ↕	Prioritization Stat
<input type="checkbox"/>	DW_ORGANIZATION_TYPE_LKP_TL	Functional Area	6 Functional Areas			Eligible
<input type="checkbox"/>	DW_PARTY_D	Functional Area	19 Functional Areas			Eligible
<input type="checkbox"/>	DW_PARTY_SIC_CODE_TYPE_TL	Functional Area	7 Functional Areas			Eligible

Data lineage

- Data pipelines is a black box
- There is data Lineage for FDI, but it does not show source
- There is data Lineage for OTBI
- FAW Content Explorer
- Developer Option

Semantic Model Lineage

https://docs.oracle.com/en/cloud/saas/analytics/25r3/faiae/data-lineage.html

Help Center Search Reference for Fusion ERP Analytics

Cloud / Cloud Applications / Analytics / 25R3

Reference for Fusion ERP Analytics

- Title and Copyright Information
- Abstract
- Preface
- 1 Introduction
- 2 Tables
- 3 Relationship Diagram
- 4 Data Store
- 5 Data Lineage**
- 6 Data Augmentation
- 7 Data Validation
- 8 Subject Areas
- 9 Prebuilt
- ▶ 10 Machine Learning Applications
- 11 Advanced Configurations

5 Data Lineage

Overview

This section provides an end-to-end data lineage summary report for physical and logical relationships.

You can select the subject area for each of the Fusion Data Intelligence Enterprise Resource Planning products and review the data lineage and metric calculation details. This enables you to understand the column and table lineage from the presentation layer to physical layer.

Data Lineage Spreadsheet

Use this [spreadsheet](#) that contains Fusion Financials Data Lineage details.

Financials Metric Calculation Spreadsheet

Use this [spreadsheet](#) that contains Fusion Financials Metric Calculation details.

Procurement Metric Calculation Spreadsheet

Use this [spreadsheet](#) that contains Fusion Procurement Metric Calculation details.

Projects Metric Calculation Spreadsheet

Use this [spreadsheet](#) that contains Fusion Projects Metric Calculation details.

Semantic Model Lineage



East Coast
Oracle Users
Conference

Eastern States
OATUG
ORACLE APPLICATIONS & TECHNOLOGY USERS GROUP

25R3_ERP_Metric_Calculation_Logics			Search for tools, help, and more (Alt + Q)
File Home Insert Share Page Layout Formulas Data Review View Help Draw			Comments Viewing
C5			Count(Filter(Invoice Schedule ID) using Invoice Schedule Status IN ('N', 'P') AND (Snapshot Capture Date - Invoice Date) in this Aging Bucket) as of Last Snapshot Period
	A	B	C
1	Subject Areas	Metric Name	Metric Computation Logic
2	Financials - AP Aging	Activity Amount	Sum(Invoice Schedule Net Activity Amount) as of Last Snapshot Period
3	Financials - AP Aging	Aging Amount - Invoice Date Basis	Sum(Filter(Invoice Schedule Remaining Amount) using (Snapshot Capture Date - Invoice Date) in this Aging Bucket) as of Last Snapshot Period
4	Financials - AP Aging	Aging Amount - Schedule Date Basis	Sum(Filter(Invoice Schedule Remaining Amount) using (Invoice Schedule Due Date - Snapshot Capture Date) in this Aging Bucket) as of Last Snapshot Period
5	Financials - AP Aging	Aging Count - Invoice Date Basis	Count(Filter(Invoice Schedule ID) using Invoice Schedule Status IN ('N', 'P') AND (Snapshot Capture Date - Invoice Date) in this Aging Bucket) as of Last Snapshot Period
6	Financials - AP Aging	Aging Count - Schedule Date Basis	Count(Filter(Invoice Schedule ID) using Invoice Schedule Status IN ('N', 'P') AND (Snapshot Capture Date - Invoice Date) in this Aging Bucket) as of Last Snapshot Period
7	Financials - AP Aging	Amount Due Next 30 Days	Sum((Filter(Invoice Schedule Remaining Amount) using (Invoice Schedule Due Date - Snapshot Capture Date) BETWEEN -30 AND 0) + (Filter(Invoice Schedule Remaining Amount) using Invoice Schedule Overdue Flag = 'YES')) as of Last Snapshot Period
8	Financials - AP Aging	AP Turnover	(1 / "Days Payables Outstanding") * 365
9	Financials - AP Aging	Avg Invoice Days Current	Sum(Filter(Invoice Schedule Due Date - Snapshot Capture Date) using Invoice Schedule Overdue Flag = 'NO' AND Invoice Schedule Status IN ('N', 'P')) as of Last Snapshot Period / "Current Invoices Count"
10	Financials - AP Aging	Avg Invoice Days Outstanding	Sum(Filter(Snapshot Capture Date - Invoice Date) using Invoice Schedule Status IN ('N', 'P')) as of Last Snapshot Period / "Total Outstanding Invoices Count"

Data lineage - FAW Content Explorer



East Coast
Oracle Users
Conference



<http://rebrand.ly/FusionAnalyticsContentExplorer>

<https://oac-public.com/ui/dv/ui/home.jsp?anonymous=true&pageid=visualAnalyzer&reportmode=full&reportpath=%2F%40Catalog%2Fshared%2FFeatured%20Samples%2FFusion%20Analytics%20Content%20Explorer>

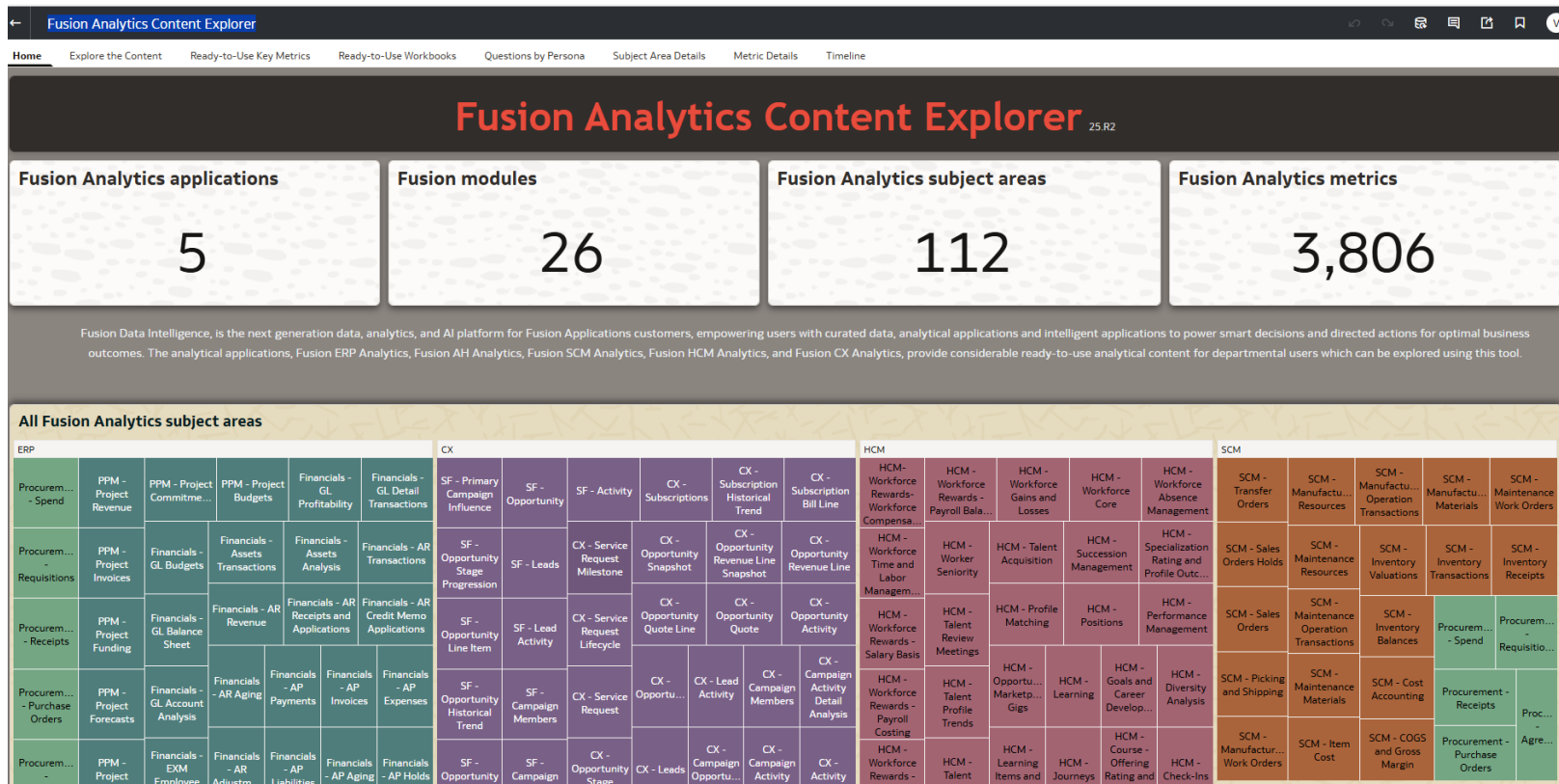


Data lineage - FAW Content Explorer

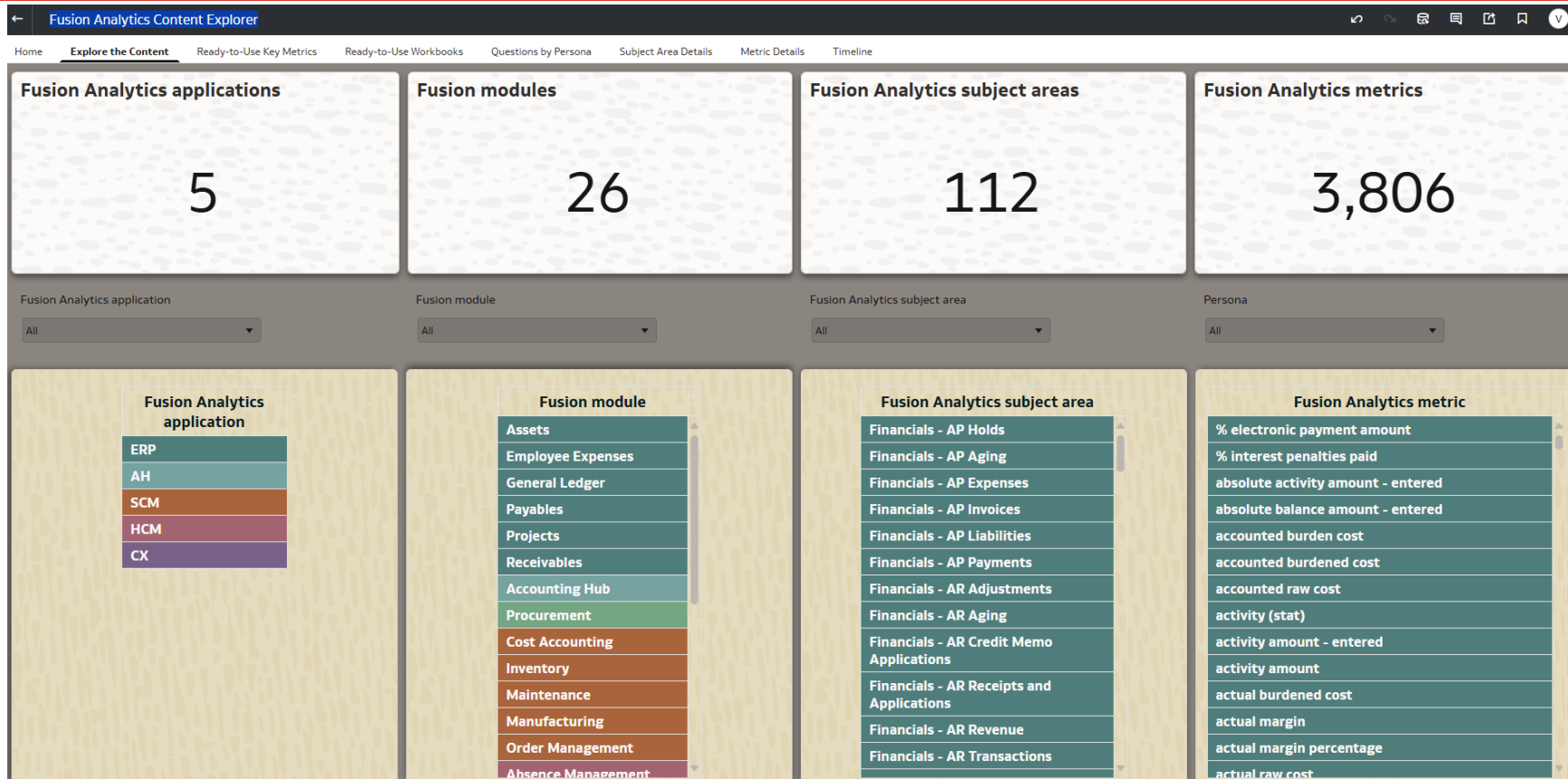


East Coast
Oracle Users
Conference

Eastern States
OATUG
ORACLE APPLICATIONS & TECHNOLOGY USERS GROUP



Data lineage - FAW Content Explorer



Data lineage - FAW Content Explorer



East Coast
Oracle Users
Conference

Eastern States
OATUG
ORACLE APPLICATIONS & TECHNOLOGY USERS GROUP

← Fusion Analytics Content Explorer

Home Explore the Content Ready-to-Use Key Metrics Ready-to-Use Workbooks Questions by Persona Subject Area Details Metric Details Timeline

Fusion Analytics applications

5

Fusion Analytics subject areas

112

Fusion Analytics metrics

3,806

Fusion Analytics key metrics

619

Fusion Analytics application

All

Fusion module

All

Fusion Analytics subject area

All

Oracle Fusion Analytics comes with multiple Fusion Analytics key metrics ready-to-use which are based upon the Fusion Analytics metrics. A business user can easily create additional Fusion Analytics key metrics and/or adjust those already provided to meet their own requirements.

Ready-to-Use Fusion Analytics key metrics

Fusion Analytics application	Fusion module	Fusion Analytics subject area	Fusion Analytics key metric	Fusion Analytics key metric description
ERP	Assets	Financials - Assets Analysis	Assets Average Asset Life - Years	Indicates the average life of assets in years.
ERP	Assets	Financials - Assets Analysis	Assets Average Remaining Life - Years	Indicates the average remaining life of assets in years.
ERP	Assets	Financials - Assets Analysis	Assets Current Cost (LC)	Shows the current cost of assets.
ERP	Assets	Financials - Assets Analysis	Assets Depreciation Reserve (LC)	Shows the amount of accumulated depreciation amount for the assets.
ERP	Assets	Financials - Assets Analysis	Assets Depreciation Reserve Ratio	Shows the ratio of depreciation reserve to the current cost of asset.
ERP	Assets	Financials - Assets Analysis	Assets Net Book Value (LC)	Show the net book value of assets.
ERP	Assets	Financials - Assets Transactions	Assets CIP Cost (LC)	Shows the cost for CIP assets.
ERP	Assets	Financials - Assets Transactions	Assets Cost (LC)	Shows the cost of assets.
ERP	Assets	Financials - Assets Transactions	Assets Depreciation Expense (LC)	Shows the amount of depreciation charge incurred for the assets.
ERP	Assets	Financials - Assets Transactions	Assets Impairment Expense (LC)	Shows the amount of impairment expense incurred for the assets.
ERP	Assets	Financials - Assets Transactions	Assets Proceeds of Sale (LC)	Show the Sale Proceed amount for the assets.
ERP	Assets	Financials - Assets Transactions	Assets Revaluation Reserve (LC)	Show the Revaluation Reserve amount for the assets.
ERP	Employee Expenses	Financials - EXM Employee Expenses	Employee Expense Approval Cycle Time	Shows the time taken in days to approve an employee expense report after it is submitted.
ERP	Employee Expenses	Financials - EXM Employee Expenses	Employee Expense Average Days Late	Shows the average days delayed to submit the employee expense report.
ERP	Employee Expenses	Financials - EXM Employee Expenses	Employee Expense Manual Audit Percentage	Shows the percentage of expense reports that were manually audited.

Data lineage - FAW Content Explorer



East Coast
Oracle Users
Conference

Eastern States
OATUG
ORACLE APPLICATIONS & TECHNOLOGY USERS GROUP

←

Fusion Analytics Content Explorer

↶ ↷ ⌂ 📄 📁 📌

Home

Explore the Content

Ready-to-Use Key Metrics

Ready-to-Use Workbooks

Questions by Persona

Subject Area Details

Metric Details

Timeline

Fusion Analytics applications

5

Fusion Analytics subject areas

112

Fusion Analytics metrics

3,806

Fusion Analytics workbooks

178

Fusion Analytics application

All

Fusion module

All

Fusion Analytics subject area

All

Oracle Fusion Analytics comes with multiple workbooks ready-to-use, these are both overview dashboards (multiple key metrics visualizations) and analyses (visualizations). A business user can update these and also create more key metrics and analyses upon the data.

Ready-to-Use Fusion Analytics workbooks

Fusion Analytics application	Fusion module	Fusion Analytics subject area	Fusion Analytics workbook	Fusion Analytics workbook description	Workbook type
CX	B2B Service	CX - Service Request	Agent Performance Details	Provides insights into how the service agents performance is, such as the resolved SRs, average time to resolve, etc.	Analysis
CX	B2B Service	CX - Service Request	Critical SR Details	Provides details of critical SRs by sales account and related details.	Analysis
CX	B2B Service	CX - Service Request	Critical SRs	Shows the summary information for critical SRs such as critical SRs in various statuses, by assignee and customers, etc.	Analysis
CX	B2B Service	CX - Service Request	SR Overview	Shows a summary of service requests such as total SRs, critical SRs, SRs pending agent action, SRs by time, etc.	Analysis
CX	B2B Service	CX - Service Request	SR Resolution	Shows a summary of resolved SRs, the time it took to resolve them by month and by severity, etc.	Analysis
CX	B2B Service	CX - Service Request	SRs by Channel	Shows a summary of SRs by different channels that were used for the SRs.	Analysis
CX	B2B Service	CX - Service Request	SRs by Service Category	Shows a summary of SRs by service category for which the SRs were raised.	Analysis
CX	Eloqua	CX - Campaign Opportunity Revenue	Campaign Attributed Opportunities	Shows the number of opportunities generated from each campaign that was created in the current quarter. This analysis uses the last touch attribution model.	Analysis
		CX - Campaign		Shows the pipeline contribution from the opportunities attributable to the	

Data lineage - FAW Content Explorer

← Fusion Analytics Content Explorer

HomeExplore the ContentReady-to-Use Key MetricsReady-to-Use WorkbooksQuestions by PersonaSubject Area DetailsMetric DetailsTimeline

PersonaFusion Analytics applicationFusion moduleFusion Analytics subject area

AllAllAllAll

Some of the questions addressed ...

Persona	Fusion Analytics application	Fusion module	Fusion Analytics subject area	Question
Account Payable Invoice Supervisor	ERP	General Ledger	Financials - GL Account Analysis	How do I analyze GL balances/journals with the ability to get the extended details of subledger transaction attributes and accounting events?
Account Payable Invoice Supervisor	ERP	General Ledger	Financials - GL Account Analysis	How do I facilitate intuitive drill-to details for GL balances, journals, or subledger transactions for detailed analyses with a minimum number of clicks?
Account Payable Invoice Supervisor	ERP	General Ledger	Financials - GL Account Analysis	How do I get a consolidated abstract view of GL account activity for a period and associated subledger transaction activity?
Account Payable Invoice Supervisor	ERP	General Ledger	Financials - GL Account Analysis	How do I monitor GL accounts with respect to accounting and posting activity for all the contributing transactions during an accounting period?
Account Payable Invoice Supervisor	ERP	General Ledger	Financials - GL Account Analysis	How do I reconcile GL balances/journals and all contributing subledger transactions including manual journals in GL with post-SLA accounting details in a single consolidate report?
Account Payable Invoice Supervisor	ERP	General Ledger	Financials - GL Account Analysis	How do I support account analyses across multi-period and multi-ledger at detailed or roll-up account levels across chart of account segments?
Account Payable Invoice Supervisor	ERP	Payables	Financials - AP Aging	How are AP balances trending for a particular supplier over last eight quarters?
Account Payable Invoice Supervisor	ERP	Payables	Financials - AP Aging	What is the average time available to pay off outstanding AP invoices?
Account Payable Invoice Supervisor	ERP	Payables	Financials - AP Aging	What is the count and value of AP invoices overdue?
Account Payable Invoice Supervisor	ERP	Payables	Financials - AP Aging	What is the summary of AP invoices across aging buckets, count, and value?
Account Payable Invoice Supervisor	ERP	Payables	Financials - AP Aging	What is the trend of outstanding AP Balances at the consolidated level, supplier level, and business unit level?
Account Payable Invoice Supervisor	ERP	Payables	Financials - AP Aging	Which are the top 10 suppliers with the maximum AP outstanding?
Account Payable Invoice Supervisor	ERP	Payables	Financials - AP Expenses	What is the amount of AP expenses by each business unit?
Account Payable Invoice Supervisor	ERP	Payables	Financials - AP Expenses	What is the distribution of AP expenses by each of the cost centers?
Account Payable Invoice Supervisor	ERP	Payables	Financials - AP Expenses	What is the distribution of AP expenses by the top 10 suppliers?
Account Payable Invoice Supervisor	ERP	Payables	Financials - AP Expenses	What is the distribution of AP expenses by the top five natural accounts or financial categories?
Account Payable Invoice Supervisor	ERP	Payables	Financials - AP Expenses	What is the trend of AP expenses for the past six quarters?
Account Payable Invoice Supervisor	ERP	Payables	Financials - AP Invoices	What are the invoice types processed by the AP department and the payment methods used to understand the downstream activities?
Account Payable Invoice Supervisor	ERP	Payables	Financials - AP Invoices	What is the analysis around payment terms by transaction type and transaction source for the invoices processed?
Account Payable Invoice Supervisor	ERP	Payables	Financials - AP Invoices	What is the count and amount of invoices processed for the period by business units and trend comparison?
Account Payable Invoice Supervisor	ERP	Payables	Financials - AP Invoices	What is the number of invoices paid vs. unpaid including partly paid with amount?

Data lineage - FAW Content Explorer

←

Fusion Analytics Content Explorer

↶

↷

📄

💬

🔖

🔍

Home

Explore the Content

Ready-to-Use Key Metrics

Ready-to-Use Workbooks

Questions by Persona

Subject Area Details

Metric Details

Timeline

Fusion Analytics application

Fusion module

Fusion Analytics subject area

All

All

All

🔍

🔄

⌵

⋮

Fusion Analytics subject area details

Fusion Analytics application	Fusion module	Fusion Analytics subject area	Fusion Analytics subject area description
ERP	Assets	Financials - Assets Analysis	This subject area lets you analyze fixed asset details, asset health, and lifecycle tracking over a period of time at the asset book level with associated attribute details and key metrics.
ERP	Assets	Financials - Assets Transactions	This subject area lets you analyze key metrics around assets adjustment transactions and associated accounting details.
ERP	Employee Expenses	Financials - EXM Employee Expenses	This subject area provides ability to analyse employee spend of an organization across company, cost center, expense types, expense categories, and associated dimensions.
ERP	General Ledger	Financials - GL Account Analysis	This subject area provides a single analysis that gives a composite view of GL account activity and corresponding subledger transaction details across sources supported in Fusion ERP Analytics. This feature will be deprecated in future releases. Kindly transition to Configurable Account Analysis (CAA) feature. Refer CAA Transition Steps and Configurable Account Analysis (CAA) to know more about CAA.
ERP	General Ledger	Financials - GL Balance Sheet	This subject area provides the consolidated details of all top-level balance sheet metrics for the enterprise. It identifies the components that contribute to the company's assets and liabilities, and reveals the exact amount of money they are worth. It lets you split the GL balances by ledger, legal entity, chart of accounts segments, and associated hierarchies.
ERP	General Ledger	Financials - GL Budgets	This subject area lets you analyze the top budget-related metrics around profitability and balance sheet statement, compare them with actuals, and perform variance analyses. These metrics can be analyzed by time, ledger, legal entity, chart of accounts segments, and associated hierarchies.
ERP	General Ledger	Financials - GL Detail Transactions	This subject area provides the journal-level details of all the account balances and metrics in other GL subject areas. It lets you split the GL journal by ledger, legal entity, chart of accounts segments, and associated hierarchies.
ERP	General Ledger	Financials - GL Profitability	This subject area provides the details of all the base profitability metrics associated with income and expense accounts, and the derived metrics that support the income statement. It lets you split the GL balances by ledger, legal entity, chart of accounts segments, and associated hierarchies.
ERP	Payables	Financials - AP Aging	This subject area enables you to analyze AP invoices, including debit and credit memos, with respect to aging details, current, and overdue positions. Also, this subject area enables you to analyze the historic trend of AP balances at an aggregate level over time. You can split the invoice details and AP balances by time, supplier details, business units, invoice details, GL account, GL balancing segments, GL cost center, and non-qualifying GL segments of chart of accounts.
ERP	Payables	Financials - AP Expenses	This subject area allows you to analyze the key metrics related to AP expenses sourced from distribution details for the invoices. These metrics can be analyzed by invoice details, business units, supplier details, chart of accounts segments, expense related financial categories, and so on.
ERP	Payables	Financials - AP Invoices	This subject area allows you to analyze AP invoices transaction activity and the associated details at the most granular level. You can split the AP invoices transaction by time, supplier details, business units, invoice details, GL account, GL balancing segments, GL cost center, and non-qualifying GL segments of chart of accounts.
ERP	Payables	Financials - AP Liabilities	This subject area allows you to analyze AP liability distribution details for invoices and payments. You can split the details by time, supplier details, business units, invoice details, GL account, GL balancing segments, GL cost center, and non-qualifying GL segments of chart of accounts.
ERP	Payables	Financials - AP Payments	This subject area allows you to analyze AP payments activity and all the key AP payment metrics. You can split the AP payments by time, supplier details, business units, payment details, GL account, GL balancing segments, GL cost center, and non-qualifying GL segments.
ERP	Procurement	Procurement - Agreements	This subject area lets you report on purchasing agreement measures like consumed amount, count of agreements, day to expire analyzed by supplier, procurement item, and business units.
ERP	Procurement	Procurement - Purchase Orders	This subject area combines the information from purchase orders, purchase order costs and purchase schedules with the ability to report on committed amounts, contract spend and purchase orders of the suppliers of an organization across suppliers, company, products, item categories, and associated hierarchies at purchase order line level.

Data lineage - FAW Content Explorer

Fusion Analytics Content Explorer

HomeExplore the ContentReady-to-Use Key MetricsReady-to-Use WorkbooksQuestions by PersonaSubject Area DetailsMetric DetailsTimeline

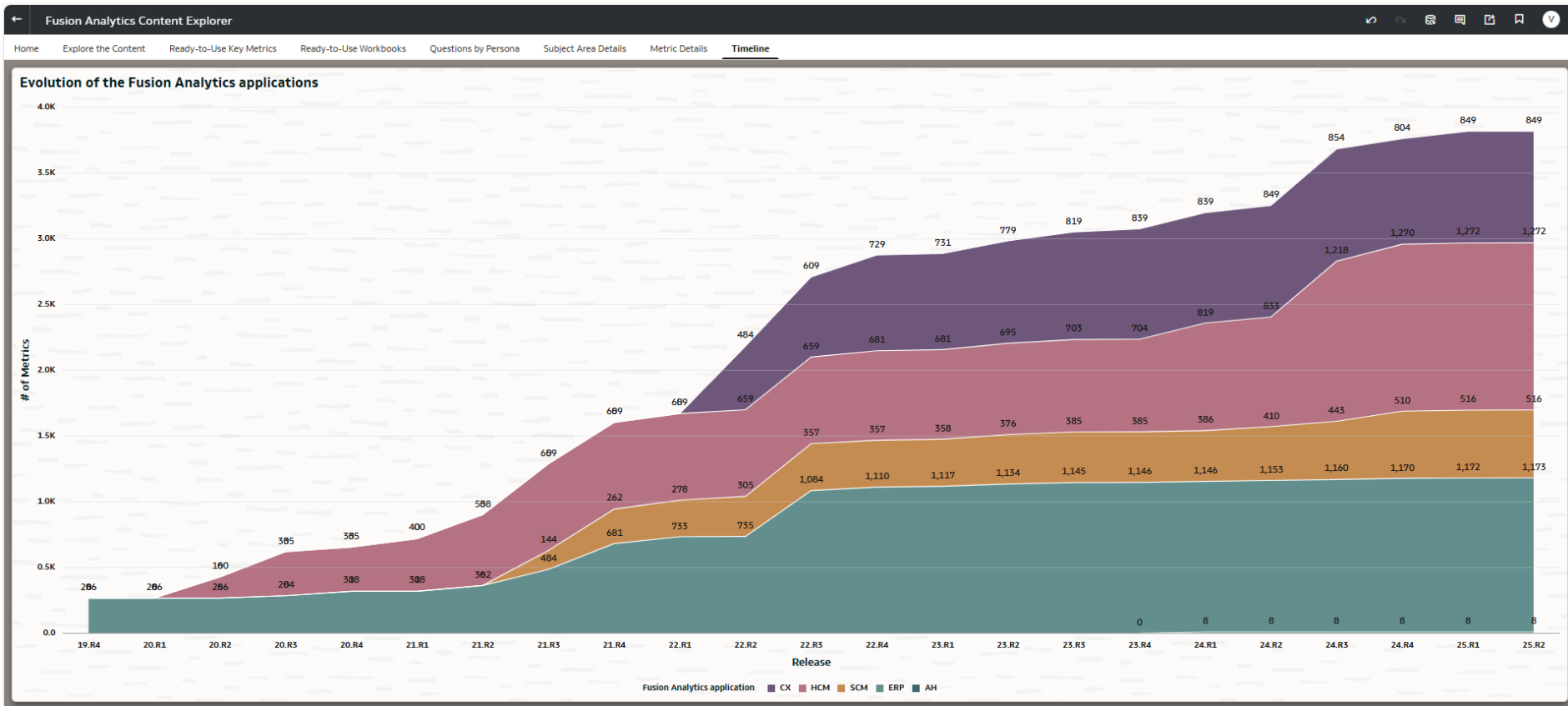
Fusion Analytics applicationFusion moduleFusion Analytics subject areaFusion Analytics metric

AllAllAllAll

Fusion Analytics metric details

Fusion Analytics application	Fusion module	Fusion Analytics subject area	Fusion Analytics metric	Fusion Analytics metric description
ERP	Assets	Financials - Assets Analysis	life - years	life - years.
ERP	Assets	Financials - Assets Analysis	net book value	Net book value from assets inquiry.
ERP	Assets	Financials - Assets Analysis	original cost	Original cost from assets inquiry.
ERP	Assets	Financials - Assets Analysis	recoverable cost	Recoverable cost from assets inquiry.
ERP	Assets	Financials - Assets Analysis	remaining life in service date - months	Remaining life calculated in months from in service date available in asset financials summary.
ERP	Assets	Financials - Assets Analysis	remaining life in service date - years	Remaining life calculated in years from in service date available in asset financials summary.
ERP	Assets	Financials - Assets Analysis	remaining life prorate date - months	Remaining life calculated in months from prorate date available in asset financials summary.
ERP	Assets	Financials - Assets Analysis	remaining life prorate date - years	Remaining life calculated in years from prorate date available in asset financials summary.
ERP	Assets	Financials - Assets Analysis	revaluation reserve	Revaluation reserve from assets inquiry.
ERP	Assets	Financials - Assets Analysis	salvage value	Salvage value from assets inquiry.
ERP	Assets	Financials - Assets Analysis	ytd bonus depreciation	YTD Bonus depreciation from asset inquiry.
ERP	Assets	Financials - Assets Analysis	ytd depreciation	YTD depreciation from assets inquiry.
ERP	Assets	Financials - Assets Analysis	ytd impairment	YTD Impairment from assets inquiry.
ERP	Assets	Financials - Assets Transactions	adjustment depreciation expense	The sum of the transaction amount where account class code = DEPRECIATION EXPENSE and transaction type code = adjustment.
ERP	Assets	Financials - Assets Transactions	asset distribution amount	Assets distribution amount metric for transactions excluding depreciation related distribution details.
ERP	Assets	Financials - Assets Transactions	bonus depreciation adjustment	The sum of the transaction amount where account class code = BONUS DEPRECIATION EXPENSE and transaction type code = adjustment.
ERP	Assets	Financials - Assets Transactions	bonus depreciation reserve	The sum of the transaction amount where account class code = BONUS DEPRECIATION RESERVE.
ERP	Assets	Financials - Assets Transactions	cip cost	The sum of the transaction amount where adjustment type = CIP COST.

Data lineage - FAW Content Explorer



Data lineage –Developer Option



East Coast
Oracle Users
Conference



Konstantin Zhernevskiy

Save

Close

My Profile

Privacy

Shared Links

Advanced

App Keys

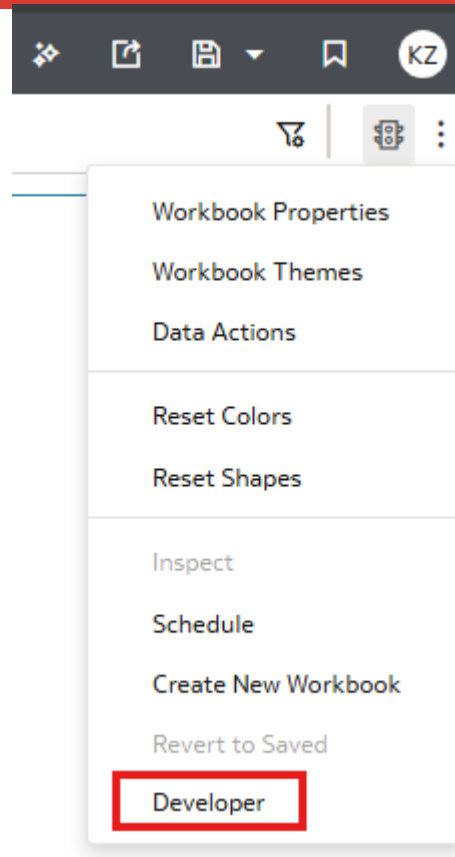
Mobile Access

Open Workbooks as a Viewer ☒

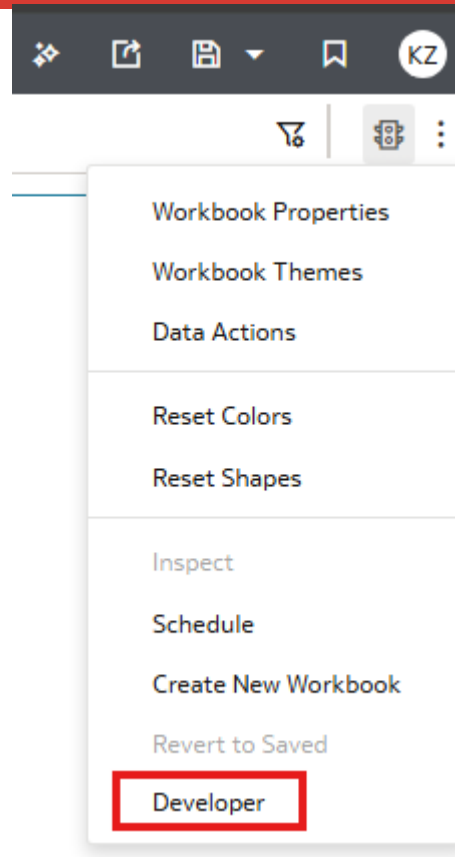
Enable Developer Options ☒

Open Editors in New Tabs ☐

Data lineage –Developer Option



Data lineage –Developer Option



Data lineage –Developer Option

The screenshot displays the Oracle Data Lineage Developer Option interface. The top bar shows 'New Workbook' and navigation tabs for 'Data', 'Visualize', and 'Present'. The left sidebar contains a search bar and a tree view of data sources, including 'Common - Warehouse Re...', 'Common - Data Validation', 'Common - Custom Data ...', 'My Calculations', and 'Value Labels'. The main canvas area is titled 'Canvas 1' and shows a table with the following data:

Table Name	Count of Jobs	Count of Reject Records
DW_PERSON_LEGISLATIVE_SRC	12	84
DW_PRFL_PROFILE_ITEM_D	17	22,542
HcmTopModelAnalyticsGlobalAM_HcmRecCandidatesAM_CandidatePVO_Profile	1	1
HcmTopModelAnalyticsGlobalAM_PersonAM_GlobalPersonForETLPVO	1	1
INV_LOT_NUMBERS	5	142

Below the table, the 'Execution Log' tab is active, displaying a SQL query. The query is a complex SELECT statement with multiple joins and filters, including a subquery for 'T8667.ERROR_CODE' and a join to 'T5704.JOB_ID'. The query is executed on the 'DW_PERSON_LEGISLATIVE_SRC' table.

```
Summary Logical SQL Query Generation Execution Log
SAWTHO AS (select count(T8667.ERROR_CODE) as c1,
count(distinct T5704.JOB_ID) as c2,
T8667.TABLE_NAME as c3,
T11898.CAL_YEAR_ID as c4
from
OAX$OAC.DW_APPS_DAY_D T11898 /* Dim_DW_APPS_DAY_D CommonGregorianCalendar */ ,
(SELECT DISTINCT(DW_VH_REFRESH_SUMMARY_JOB_ID),
DW_VH_REFRESH_SUMMARY_JOB_ID AS WRH_SUMMARY_JOB_ID,
DW_VH_REFRESH_SUMMARY_PROCESS_NAME as PROCESS_NAME,
CAST(LISTAGG(DISTINCT DW_VH_REFRESH_SUMMARY_FUNCTIONAL_AREA_CODE,;) AS VARCHAR2(100 CHAR)) AS MODULE_CODE,
CAST(LISTAGG(DISTINCT DW_VH_REFRESH_SUMMARY_FUNCTIONAL_AREA_NAME,;) WITHIN GROUP (ORDER BY DW_VH_REFRESH_SUMMARY_FUNCTIONAL_AREA_CODE desc, DW_VH_REFRESH_SUMMARY_FUNCTIONAL_AREA_NAME desc) AS VARCHAR2(255 CHAR)) ,
CAST(LISTAGG(DISTINCT NVL(CONTENT_FUNCTIONAL_AREA_MODULE_MAPPING_FUNCTIONAL_AREA_NAME, DW_VH_REFRESH_SUMMARY_FUNCTIONAL_AREA_NAME),;) WITHIN GROUP (ORDER BY DW_VH_REFRESH_SUMMARY_FUNCTIONAL_AREA_CODE desc, DW_VH_REFRESH_SUMMARY_FUNCTIONAL_AREA_NAME desc) AS VARCHAR2(255 CHAR)) AS CONTENT_MODULE_MAPPING_CODE
FROM DW_VH_REFRESH_SUMMARY LEFT OUTER JOIN CONTENT_FUNCTIONAL_AREA_MODULE_MAPPING
ON DW_VH_REFRESH_SUMMARY_FUNCTIONAL_AREA_CODE=CONTENT_FUNCTIONAL_AREA_MODULE_MAPPING_MODULE_CODE
GROUP BY DW_VH_REFRESH_SUMMARY_JOB_ID, DW_VH_REFRESH_SUMMARY_PROCESS_NAME, DW_VH_REFRESH_SUMMARY_FUNCTIONAL_AREA_CODE, DW_VH_REFRESH_SUMMARY_FUNCTIONAL_AREA_NAME, DW_VH_REFRESH_SUMMARY_WAREHOUSE_REFRESH_DATETIME) T5704 left outer join OAX$OAC.DW_ERR_RECORDS T8667 /* Dim_DW_ERR_RECORDS */ On T5704.JOB_ID=T8667.JOB_ID
where ( T11898.CALENDAR_DATE = TRUNC(T5704.WAREHOUSE_REFRESH_DATETIME))
group by T8667.TABLE_NAME, T11898.CAL_YEAR_ID)
select D1.c1 as c1, D1.c2 as c2, D1.c3 as c3, D1.c4 as c4, D1.c5 as c5 from (select 0 as c1,
D1.c3 as c2,
D1.c4 as c3,
D1.c2 as c4,
D1.c1 as c5
from
SAWTHO D1
order by c3, c2 ) D1 where rownum <= 500001
))
```

Users OAX_USER and ADMIN



East Coast
Oracle Users
Conference



- Oracle Fusion Data Intelligence provides default users/schemas ADMIN and OAX_USER.
- You can create custom schemas to meet your customization requirements.
- Password expire every 6 month
- You need to monitor this to avoid downtime

Users OAX_USER and ADMIN



East Coast
Oracle Users
Conference

Eastern States
OATUG
ORACLE APPLICATIONS & TECHNOLOGY USERS GROUP

←

DB_USERS_EXPIRY

↶ ↷

🔍

Create Workbook

🔖

KZ

☰

🔍

Table Name

Manual Query

Cancel

OK

Search

⊕

⊕ Click here to add a filter

🔍

➔ Add Manual Query
External dataset

📄 Results
All steps combined

● Select Columns

● Enter SQL

Statement

```
select username,ACCOUNT_STATUS,LOCK_DATE,expiry_date, round(expiry_date-
sysdate) expiry_date_left
from DBA_USERS
where (USERNAME like 'OAX%' OR USERNAME='ADMIN') and (round(expiry_date-
sysdate)<160 or ACCOUNT_STATUS in ('EXPIRED','EXPIRED (GRACE)','LOCKED'))
```

Users OAX_USER and ADMIN

DB Users Expiry

Criteria Results Prompts Advanced

Subject Ar... 🔍 ⬆️ ⬆️ >>

- DB_USERS_EXPIRY
 - Manual Query

📄 📄 📄

Selected Columns

Manual Query

📄 USERNAME ⚙️ 📄 ACCOUNT_STATUS ⚙️ 📄 LOCK_DATE ⚙️ 📄 EXPIRY_DATE ⚙️ 📄 EXPIRY_DATE_LEFT ⚙️

Filters

Users OAX_USER and ADMIN

FAW ADW Users Expiry

Overview

General [Redacted]
Schedule [Redacted]
Condition DB Users Expiry
Delivery Content /Shared Folders [Redacted] DB Users Expiry

General Schedule **Condition** Delivery Content Recipients Destinations Actions

Use a condition to specify whether the Agent delivers its content and runs associated actions.

Settings ☐ Do not use a condition (always deliver content and run actions)

☒ Use a condition [Create...](#) [Browse...](#)


Condition ROWCOUNT('DB Users Expiry') > 0 [Test](#) [Save To Catalog](#)

Based on [Redacted]

Users OAX_USER and ADMIN

ORACLE Cloud Search resources, services, documentation, and Marketplace US East (Ashburn) < > 🔔

Fusion Analytics Warehouse > Fusion Analytics Warehouse Details



ACTIVE

Update Fusion Connection Update Offerings **Update Admin Password** Update Email More actions ▾

Instance Information Tags

General Information

Name: [redacted]

OCID: [redacted] [Show](#) [Copy](#)

Created: [redacted]

Compartment: emsl (root)/faw

Notification Email: [redacted]

Intended Use: Production

Subscription Type: Paid

Number of Fusion ERP Analytics Users: 0

Number of Fusion HCM Analytics Employees: 00

Number of Fusion SCM Analytics Users: 0

Analytics Cloud

Name: [redacted]

URL: [redacted]

Autonomous Data Warehouse

Name: [redacted]

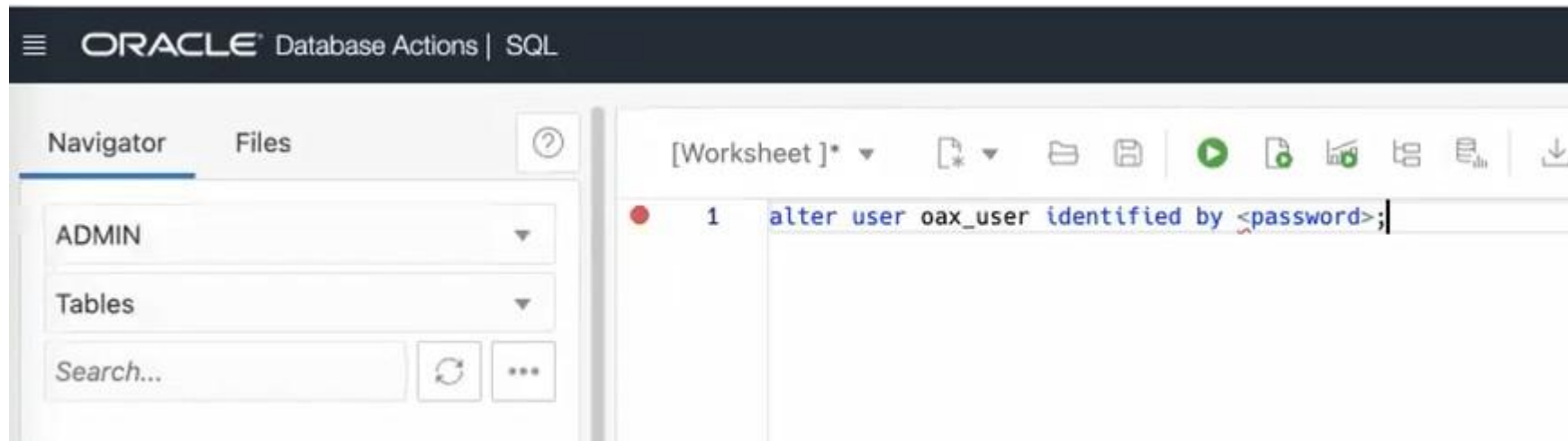
Fusion Application

URL: [redacted]

Network

Access Type: Public



Users OAX_USER and ADMIN



Users OAX_USER and ADMIN

☰ Data

Datasets Connections Data Flows Sequences Data Replications


Type	Name	Connection Type	Description	Replication Cor
			Oracle Applications	
			Oracle Autonomous Data Wareho...	

☰ Connection

Save Close

General

Access


Oracle Autonomous Data Warehouse

* Connection Name

Description

Encryption Type Mutual TLS

* Client Credentials ☒ Select...

* Username

* Password

* Service Name

☐ System connection

Object ID Copy

Data Validation

Administration console for Fusion Data Intelligence

Access application setup, configuration, maintenance, and extensibility features here. Business users can access application content from the [Home Page](#).

Service Administration



Release Updates



Virus Scanner



System Settings



Security

Application Administration



Reporting Configuration



Data Configuration



Enable Features



Semantic Model Extensions



Data Validation



Uploads



Intelligent Application Alerts



Bundles

Data Validation

← Data Validation

Scheduled Validation

Detailed Validation

Source Credentials

☐ Run automated Data Validation Reports

Oracle validation sets

☒ Validate data for ERP Analytics

☒ Validate data for HCM Analytics

☐ Validate data for SCM Analytics

Custom validation sets

☒ test

Edit Validation Set

Report Name

Validate data for ERP Analytics

Source pillar

ERP

Validation frequency

Weekly

Day

Sundays

After successful pipeline runs

Select Subject Areas and Measures to validate for ERP

Set Common Parameters

Financials - AP Aging

☒ Total Outstanding Amount ▲

Financials - AP Expense

Financials - AP Invoices

Financials - AP Liabilities

Financials - AP Payments

Financials - AR Adjustments

Financials - AR Credit Memo Applications

Financials - AR Receipts and Applications

Financials - AR Revenue

Financials - AR Transactions

Financials - Assets Transactions

Select Values

Column	Values
Ledger Name	Select Values
Payables Invoicing Business Unit Name	Select Values
Supplier Name	Select Values
Invoice Accounting Status (Optional)	Select Values
Party Name (Optional)	Select Values

Cancel

Select

Platform & Infrastructure

Update 25.R3¹

REGIONS/INFRA

- OC1: Monterrey, Riyadh

SECURITY

- ADW Data Safe
- HCM AOR Security

DATA PLATFORM

- Frequent Data Refresh v2 (LA)
- Data Share: Azure (LA)

USER EXPERIENCE

- Workbook Check-up Utility
- Subject Area Filter Templates

AI & ML

- Preview of AI Assistant
- Available ML Models
 - Collection Risk Prediction
 - On-Time Payment Risk Prediction
 - Spend Classification
 - Profile Matching
 - Inferred Skills

Upcoming

REGIONS/INFRA

- US Gov Cloud (FedRAMP) OC2/OC3 certification
- ADW 23ai Upgrade certification

SECURITY

- IP ACLs
- Alerts Center
- Vanity URL support

DATA PLATFORM

- Pipeline data refresh visibility & stats
- Change Data tracking

APPS EXTENSIBILITY

- SME enhancements: multi-user dev, bundles

USER EXPERIENCE

- Intelligent Apps/Workflow Enhancements

AI & ML

- GA of AI Assistant for authors
- GA of AI Assistant for business users
- Additional ML Models
- AI Apps powered by predictive models

Future

REGIONS/INFRA

- OC1: Abhu Dhabi, Stockholm
- US Gov Cloud (FedRAMP) OC2/OC3 GA
- Disaster Recovery SKU

SECURITY

- Break-glass Certification

DATA PLATFORM

- Additional Data Processing SKU
- Data Share: GCP, AWS, Snowflake
- Data Augmentation Scripts

APPS EXTENSIBILITY

- AI Apps Extensibility

USER EXPERIENCE

- Homepage(s) with Custom Groups, Watchlist Content
- New Application Experience and Workbook Types
- Fusion Transactional Reporting - Modern Analytics for Fusion

AI & ML

- FDI AI agents and integration with Fusion Apps
- Gen AI onboarding, pipeline assistant for admins/authors
- Build your own model
- "Explainability"

Q&A

Helpful Links



East Coast
Oracle Users
Conference



- <https://docs.oracle.com/en/cloud/saas/analytics/25r3/fawag/>
- <https://blogs.oracle.com/analytics/category/ac-oracle-fusion-analytics-warehouse>
- <http://rebrand.ly/FusionAnalyticsContentExplorer> (<https://oac-public.com>)
- <https://www.youtube.com/watch?v=-nZxCeV6m1Q>
- Fusion OTBI Data Lineage Mapping (Doc ID 2721576.1)
- <https://www.ateam-oracle.com>
- <https://community.oracle.com/products/oracleanalytics/discussions/tagged/fdi>