

BY THE NUMBERS: U.S. KIDNEY TRANSPLANTATION


129,590

On the waiting list at any time during 2023



45,459

Added to the waiting list in 2023



89,340

On the waiting list at end of 2023



1 person icon = approximately 5,000 people

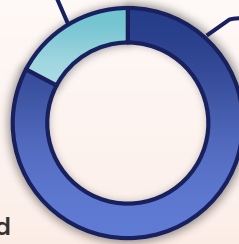
Candidates listed at more than 1 center are counted only once

3,844

Died

576

Died within 60 days of being removed



18,423

Removed from list for reasons other than transplant

4,670

Too sick to undergo transplant

THE NEED

11

Average died per day



74

Average died per week



320

Average died per month



125
AVERAGE
ADDED
DAILY

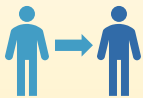
THE SOLUTION

21,761

Total kidney donors in 2023

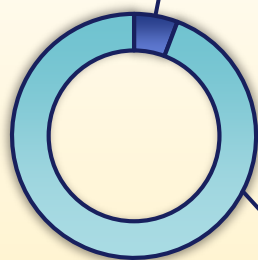
136

Kidneys transplanted per 100 donors



6,291

Living donors



9,706


Brain-death donors

15,470

Deceased donors

5,764

Circulatory-death donors




472

Living nondirected donors

2,301

Living related donors



3,518

Living directed unrelated donors

472

Living nondirected donors

3,518

Living directed unrelated donors

THE SUCCESS

28,142


Total kidney transplants in 2023

21,853

Deceased donor transplants in 2023

6,289

Living donor transplants in 2023



1 kidney icon = approximately 500 kidneys. Orange = deceased donor. Peach = living donor.