
















## Series **VKPF**

Inline centrifugal fans for rectangular ducts

- Motor type: AC
- Impeller type: Centrifugal forward curved blades
- Casing material: Galvanized steel



Lineup	Connected air duct size, mm	Rated power, W	Maximum airflow, m <sup>3</sup> /h
 VKPF 4D 400x200	400x200	282	1470
 VKPF 4D 500x250	500x250	570	1850
 VKPF 4D 500x300	500x300	855	2350
 VKPF 4D 600x300	600x300	1560	3740
 VKPF 4D 600x350	600x350	2460	5020
 VKPF 4D 700x400	700x400	3630	6450
 VKPF 4D 800x500	800x500	5850	8120

 VKPF 4E 400x200	400x200	295	1440
 VKPF 4E 500x250	500x250	535	1750
 VKPF 4E 500x300	500x300	710	2350
 VKPF 4E 600x300	600x300	1240	2950
 VKPF 4E 600x350	600x350	2840	4260
 VKPF 6D 1000x500	1000x500	3870	9540
 VKPF 6D 800x500	800x500	2790	7610
 VKPF 6D 900x500	900x500	3870	9540