



IMAS GROUP
REAL QUALITY MADE IN ITALY



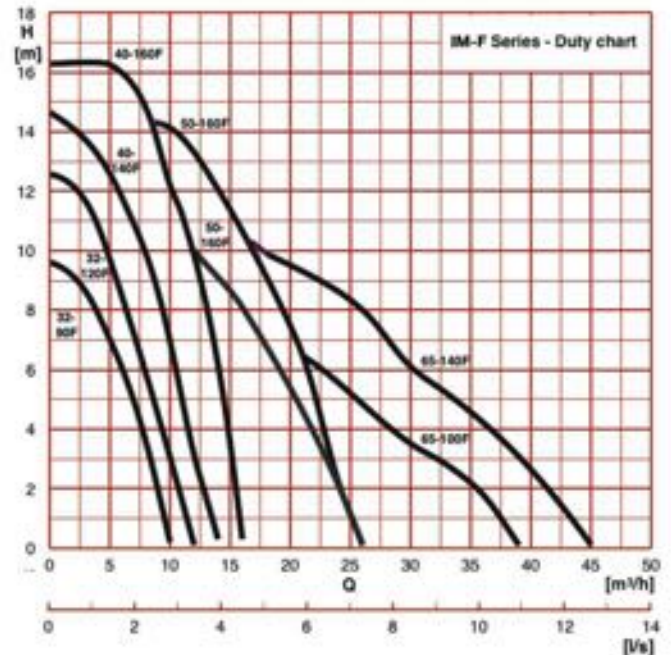
IMAS
Type IM-F
230V-50Hz
15 μ F
CE
Nr:17070006
D
IP 44
TF 110
Max. 1.0 MPa
I₁(A) | P₁(W)
3.4 | 700
Italian Technology



Flanged Circulator Pumps
Circulateurs à bride **IM-F**

IM-F SERIES

IM-F SERIES - 50Hz - GENERAL DATA



Single head fixed speed
Threaded & Flanged circulating pumps

APPLICATIONS

The IM-F Series fixed speed circulator pumps are specifically designed for heating systems. The pumps are also suitable for circulation of domestic hot water and for circulation of liquid in cooling and air-conditioning systems.

- For central and district heating systems, use pump type IM/IM-E
- The pumps are used primarily for one- and two-pipe heating systems, as they are also suitable for mixing loops in large systems.
- For radiant underfloor heating systems.
- For circulation in domestic hot-water systems.
- For cooling and air-conditioning systems.
-

FEATURES

- The pump can be connected directly to the mains as it incorporates protection against overheating at all times.
- Ceramic radial bearings .
- Aluminium-alloy stator housing

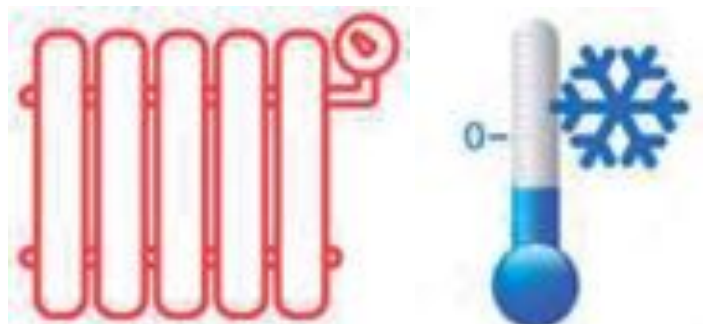
- The IM-F pumps are of the canned rotor type, i.e. pump and motor form an integral unit without shaft seal and with only two gaskets for sealing. The bearings are lubricated by the pumped liquid. Attention has been focused on using as few materials as possible, and the use of materials that might cause problems in connection with disposal have been omitted.

- Cast iron counter unions are standard for all threaded models

OTHER OPTIONS

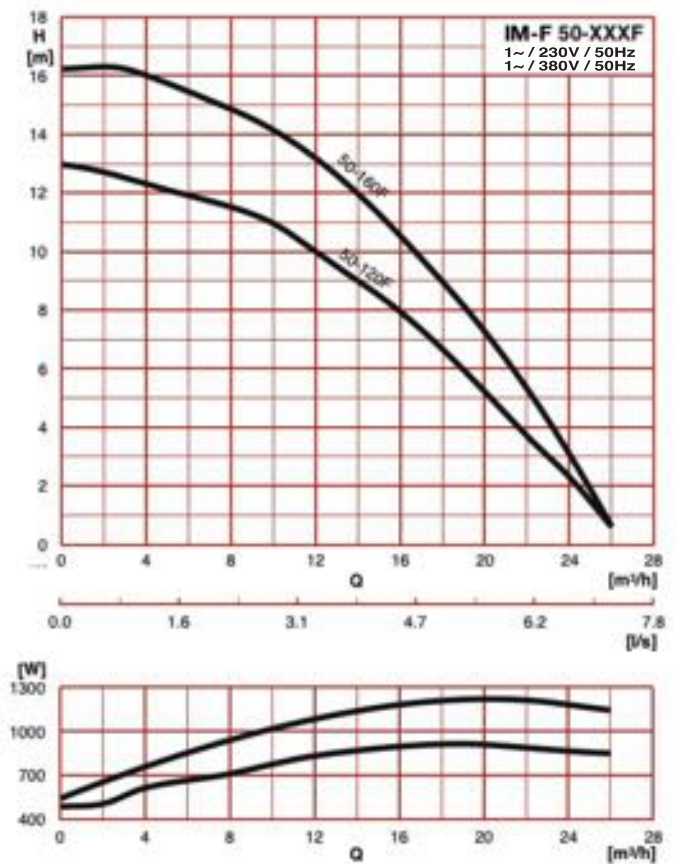
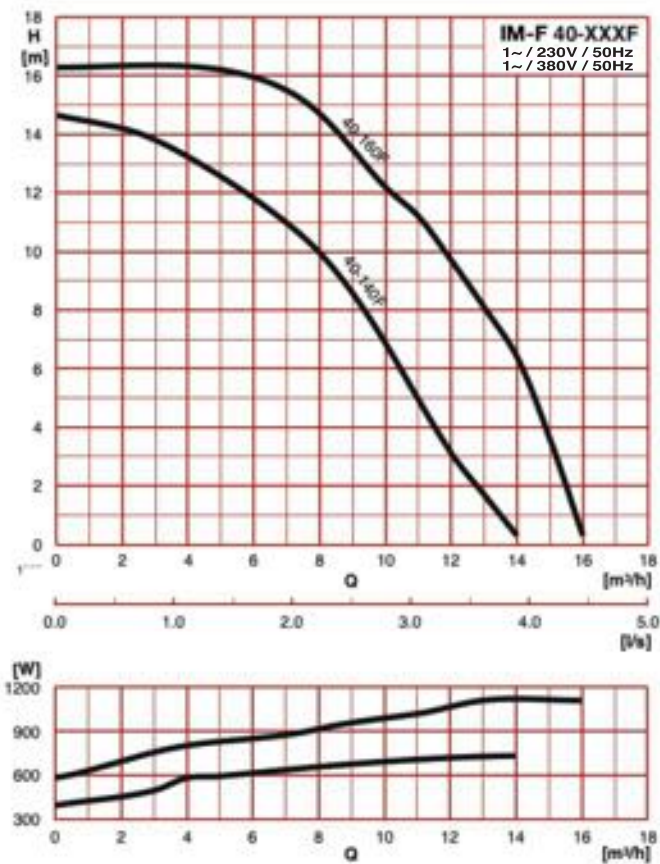
- Three speed options are available (IM)
- Counter flanges are available upon request
- Optional brass unions are available for all threaded options upon request.
- Available in 60Hz

USAGE FOR

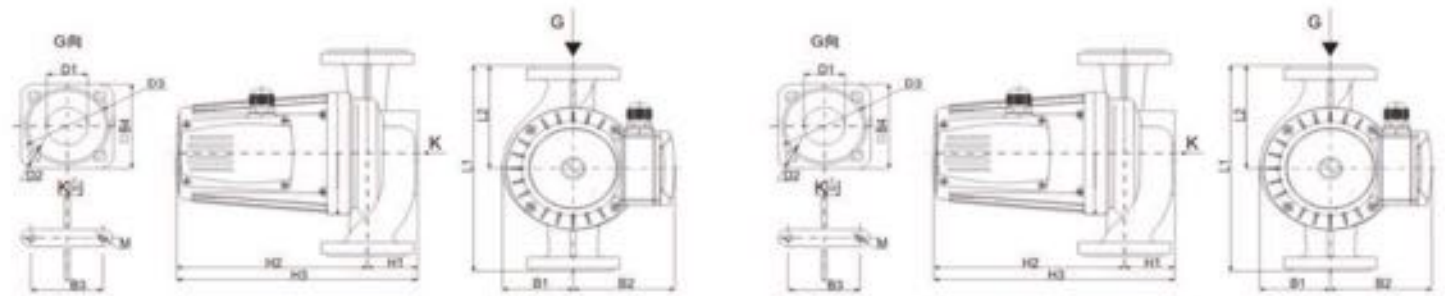


FIXED SPEED CIRCULATOR PUMPS

IM 40 & 50- 50Hz - PERFORMANCE DATA



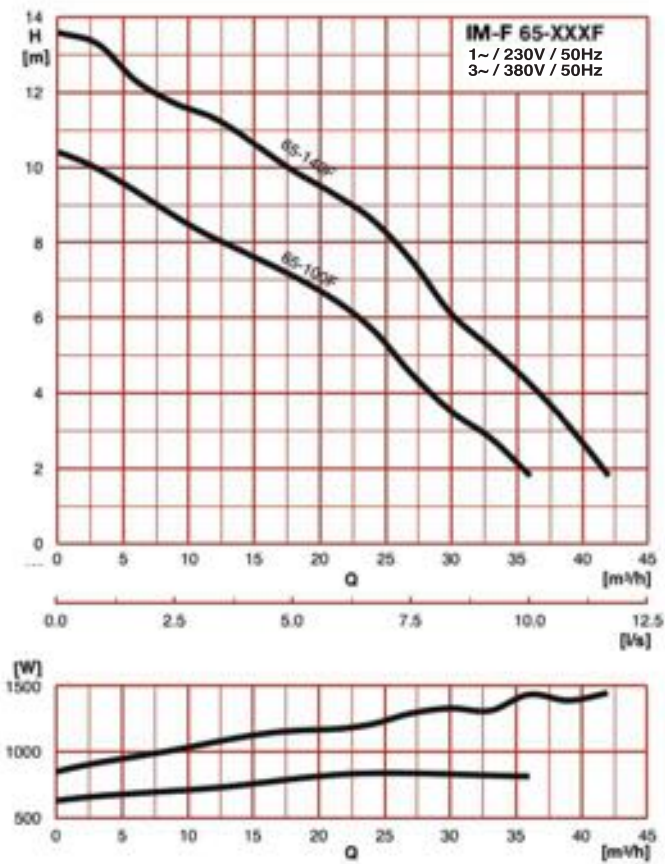
PUMP MODEL	RATED POWER		RATED CURRENT	
	230V P1 [W]	380V P1[W]	230V I [A]	380V I [A]
IM-F 40-140F	700	400-450-700	2.3	0.7-0.8-1.3
IM-F 40-160F	1000	600-700-1000	2.8	1.0-1.2-1.6
IM-F 50-120F	1000	600-700-1000	2.5	1.0-1.2-1.6
IM-F 50-160F	1000	900-1000-1300	4.5	1.6-1.7-2.6



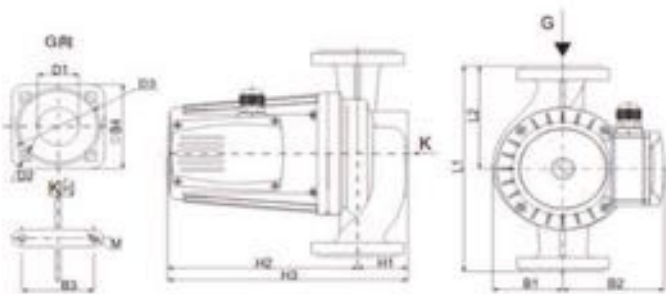
PUMP MODEL	L1	H3	H1	B2	B1 + B2	G	WEIGHT
DIMENSIONS [MM]							[KG]
IM-F 40-140F	250	297	65	154	234	40	15.3
IM-F 40-160F	250	297	65	154	234	40	16.9
IM-F 50-120F	280	304	280	154	242	50	17.6
IM-F 50-160F	280	329	280	154	242	50	19.6

IM-F SERIES

IM-F 65 - 50Hz - PERFORMANCE DATA



PUMP MODEL	RATED POWER		RATED CURRENT	
	230V P1 [W]	380V P1[W]	230V I [A]	380V I [A]
IM-F 65-100F	1000	600-700-1000	2.8	1.0-1.2-1.6
IM-F 65-140F	1000	900-1000-1300	4.5	1.6-1.7-2.6



PUMP MODEL	L1	H / H3	H1	B2	B1 + B2	G	WEIGHT
							[KG]
DIMENSIONS [MM]							
IM-F 65-100F	300	310	78	154	247	65	19.7
IM-F 65-140F	300	335	78	154	247	65	21.5



IMAS *GROUP*
REAL QUALITY *MADE IN ITALY*

NUOVA IMAS Srl

31020 San Zenone degli Ezzelini (TREVISO) ITALY - Street Roma, 163 - Tel. +39 0423 968402 - Fax +39 0423 567216
info@imasradiators.com - www.imasradiators.com