FRONT VIEW
INTERNAL DIMENSIONS



FLUTE

UPPER VIEW
INTERNAL DIMENSIONS

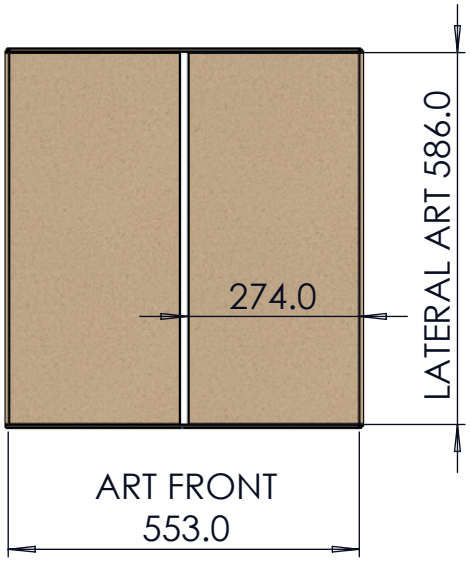

ISOMETRIC VIEW
EXTERNAL DIMENSIONS

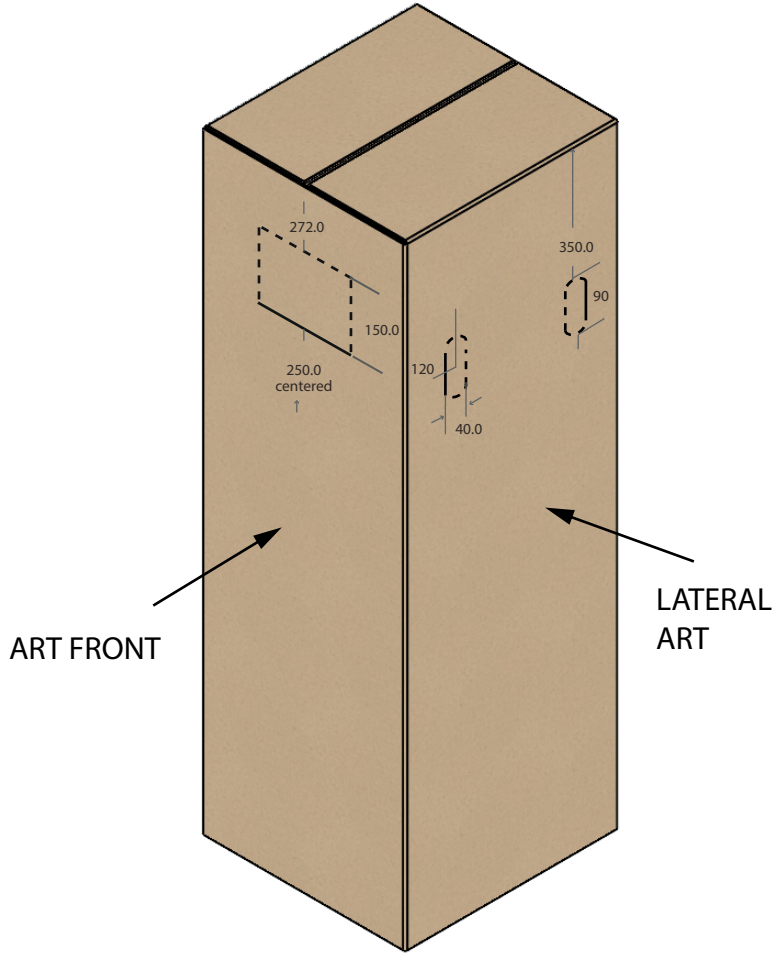

Note, External dimensions:
Front: 596.0
Lateral: 563.0
Height: 1716.0

Precision level for dimentions without tolerance indication: ± 5 MM	**Drawing format:** A4 **Sheet:** 1/1 **Scale:** 1:50	**Volume (in³):** **Weight (lb):**	**Date:** 04/08/2025 **Designer:** C.G.
Critical characteristics = 0 = 0 = 0			
Conformity requirements see document "R&D.TB005Tt" - - - -	**Material:** CARDBOARD 51 ECT BC		
	Treatment:		
ARISTON GROUP — BLVD ISIDRO LOPEZ ZERTUCHE NO. 1839, COL. UNIVERSIDAD, 25260, SALTILLO, COAHUILA	**Finishing:**		
	Description: CARTON _ ENS40H DR BRAND KIT		**Code:** 440040157300

BY TERM LAWS WE RESERVE THE PROPERTY OF THIS DRAWING WITH PROHIBITION OF USE AND REPRODUCTION

40
GALLONS
CAPACITÉ NOMINALE
NOMINAL CAPACITY

300 X 210 MM

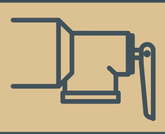

☐ **T&P NON INSTALLÉE EN USINE**
T&P NOT FACTORY INSTALLED

☐ **T&P INSTALLÉE EN USINE**
T&P FACTORY INSTALLED

ATTENTION! LES POIGNÉES NE SONT PAS CONÇUES POUR SOULEVER
WARNING! HAND HOLDS ARE NOT INTENDED FOR LIFTING

À UTILISER UNIQUEMENT COMME POINT D'APPUI LORS DE LA PRÉPARATION DE LA BOÎTE POUR LE TRANSPORT AVEC CHARIOT À MAIN
USE ONLY FOR LEVERAGE WHEN PREPARING CARTON FOR HANDLING BY HAND TRUCK

POUR RETIRER LE CARTON, COUPER LE LONG DE LA LIGNE POINTILLÉE CI-DESSOUS ET SOULEVER
TO REMOVE CARTON CUT ALONG BOTTOM DOTTED LINE AND LIFT OFF

AVANT - NE PAS POSER SUR CE CÔTÉ
FRONT - DO NOT LAY ON THIS SIDE

NE PAS POSER SUR CE CÔTÉ
DO NOT LAY ON THIS SIDE

NE PAS POSER SUR CE CÔTÉ
DO NOT LAY ON THIS SIDE

40
GALLONS
CAPACITÉ NOMINALE
NOMINAL CAPACITY

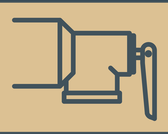

☐ **T&P NON INSTALLÉE EN USINE**
T&P NOT FACTORY INSTALLED

☐ **T&P INSTALLÉE EN USINE**
T&P FACTORY INSTALLED

ATTENTION! LES POIGNÉES NE SONT PAS CONÇUES POUR SOULEVER
WARNING! HAND HOLDS ARE NOT INTENDED FOR LIFTING

À UTILISER UNIQUEMENT COMME POINT D'APPUI LORS DE LA PRÉPARATION DE LA BOÎTE POUR LE TRANSPORT AVEC CHARIOT À MAIN
USE ONLY FOR LEVERAGE WHEN PREPARING CARTON FOR HANDLING BY HAND TRUCK

POUR RETIRER LE CARTON, COUPER LE LONG DE LA LIGNE POINTILLÉE CI-DESSOUS ET SOULEVER
TO REMOVE CARTON CUT ALONG BOTTOM DOTTED LINE AND LIFT OFF

NE PAS POSER SUR CE CÔTÉ
DO NOT LAY ON THIS SIDE