

# EFFICE

High-efficiency directed-light  
luminaire for residential premises  
and public-access buildings.



BVCert. 6037554



Effice allows you to light just the right way, in the right place, and at the right moment...

Our challenge: the right light level, in the right place, driven by high-performance, energy-saving electronics.

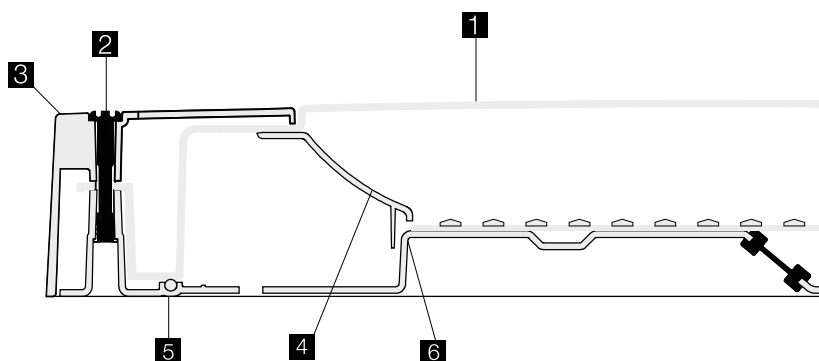
Effice is the smallest possible number of fittings, the lowest possible consumption, with maximum comfort and safety.

Effice is easy to install in a master / slave system. Each luminaire operates on a stand-alone basis. Thanks to radio-controlled synchronization, there's no longer any need to run special wiring between the luminaires.



**MORE THAN A LUMINAIRE,  
IT'S A CONCEPT...**

- 1** Opalescent or clear polycarbonate diffuser (20J)
- 2** Stainless steel vandal-resistant screws
- 3** Polycarbonate skirt
- 4** Internal reflector
- 5** Silicone gasket to IP55
- 6** Polycarbonate base



---

## EFFICE

---

Effice means a very elegant square housing, restrained, timeless, and highly impact resistant: IK10 / 20 J and VK25. Effice means high-performance light sources...

- Different Powers of LED modules to suit premises,
- Samsung mid-power LEDs,
- LED modules with nominal efficiency of over 190 lm/W.

Effice means control systems to reduce the energy bill.

- Compatible with the DALI protocol,
- Optimum management by our ultra-high performance SENSEI® detectors,
  - > Microwave ON / OFF
  - > Microwave with extinction warning and standby
  - > Microwave with remote-control settings

Effice means lighting targeted to suit the premises.

- Optics specially developed around the LED,
- Symmetric, oblong optics for corridors,
- Asymmetric optics for stairwells.

Light spot-on thanks to an eco-designed luminaire. Light output targeted and suited to the type of application, extinction warning, wireless communication mode, remote-controlled settings, etc. The Effice luminaire will astound you by its performance and ease of use.

**EFFICE is available for 3 types of application:**

- **General lighting** (Opalescent diffuser and LEDs without optics)
- **Stairways** (clear diffuser, LEDs with asymmetric optics)
- **Corridors** (clear diffuser, LEDs with symmetric optics)

MAXIMUM ENERGY EFFICIENCY

Effice is an eco-designed luminaire suitable for various different applications, for better illumination with reduced power consumption.  
For an equivalent, standards-compliant result in terms of illumination level and uniformity...

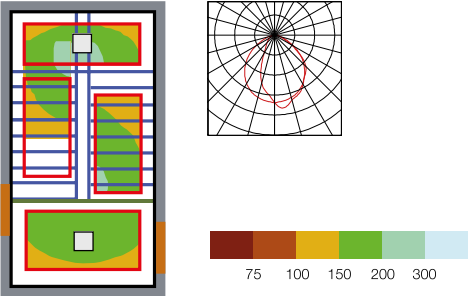
Up to 70% fewer luminaires to install.  
Up to 70% energy saving.



Lighting calculations:  
stairway for average 150 lux,  
in 4000 K



Lighting calculations:  
long corridor for average 100 lux,  
in 4000 K

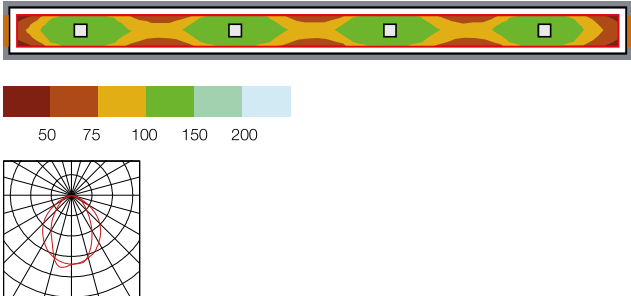


4.3 m x 2.6 m, ceiling height 2.5 m and stairwell height 10.6 m, simulation for a 4-storey building, one ceiling fitting on each landing + one on each half-landing.

- > > 150 lux average
- > uniformity > 0.69
- > UGR 20

The standard requires: 150 lux average  
-> UGR ≤ 25

Stairways	Number of fittings	Installed power	Power per m <sup>2</sup> for 100 lux
Effice for stairways	7	140 W	2.8 W



20 m x 1.5 m, ceiling height 2.5 m, 4 ceiling fittings at 5 m spacing.

- > 105 lux average (50 lux min.)
- > uniformity 0.48
- > UGR 22



The standard requires: 100 lux average  
-> uniformity 0.4  
-> UGR ≤ 28

Corridors	Number of fittings	Installed power	Power per m <sup>2</sup> for 100 lux
Effice for corridors	4	68 W	2.16 W





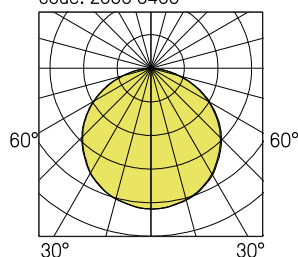
## FEATURES:

- Recycled polycarbonate base
- Diffuser: Opalescent (General Lighting version) or clear (Corridor and Stairway versions)
- LED module with or without optics
- Side cable entry possible (with knockout)
- Captive, stainless steel vandal-resistant screws
- CCT 4000 K, CRI min. 80
- RAL 9003 
- RAL 7043 

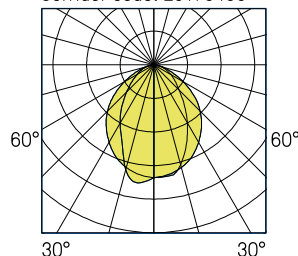
## OPTIONS AVAILABLE ON REQUEST:

- 3000 K LEDs
- Version with emergency pack
- Adaptor bracket, to use existing fixings:  
**code 9820 0008**

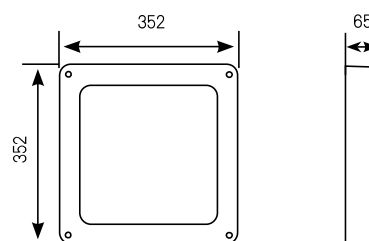
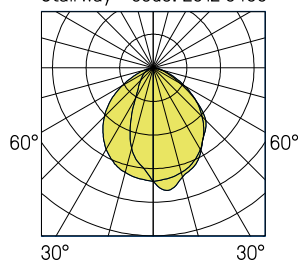
General lighting  
code: 2000 0400



Corridor code: 2011 0400



Stairway - code: 2012 0400




Designation	Power (W)	Luminaire light output (lm)	Luminaire efficacy (lm / W)	White RAL 9003	Grey RAL 7043
Effice for general lighting	18	2450	136	2000 04--	2000 14--
Effice for general lighting "plus"	25	3330	133	2001 04--	2001 14--


**Lumen maintenance:** L80B10 / over 72,000 h

**Coding colour temperature 3000 K :** example 4000K : 2000 04--  
replace 4 with 3                      3000K : 2000 03--

**Coding:** replace the two dashes (--) by the corresponding figures:  
example 2000 04--

00 NO DETECTION  
21 DALI DIMMABLE + SWITCH DIMMING  
11 WITH DETECTION  
13 WITH PRO DETECTION + EXTINCTION OR STANDBY WARNING  
16 WITH PRO DETECTION + RADIO-CONTROL  
17 WITH PRO DETECTION + EXTINCTION OR STANDBY WARNING + RADIO-CONTROL  
03 SLAVE VERSION + EXTINCTION OR STANDBY WARNING  
07 SLAVE VERSION + EXTINCTION OR STANDBY WARNING + RADIO-CONTROL

 Vandal-resistant tool (bit) to be ordered separately  
code : 9800 0003

 Radio remote control to be ordered separately  
code : 9800 0010

Designation	Power (W)	Luminaire light output (lm)	Luminaire efficacy (lm / W)	White RAL 9003	Grey RAL 7043
Effice short corridor (1)	12	1400	117	2010 04--	2010 14--
Effice long corridor (2)	17	1900	112	2011 04--	2011 14--


**Lumen maintenance:** L80B10 / over 72,000 h


(1) short / complex corridors (optimum luminaire spacing: 4 m)  
(2) long corridors (optimum luminaire spacing: 5 m)

**Coding colour temperature 3000 K :** example 4000K : 2010 04--  
replace 4 with 3                      3000K : 2010 03--

**Coding:** replace the two dashes (--) by the corresponding figures:  
example 2010 04--

00 NO DETECTION  
21 DALI DIMMABLE + SWITCH DIMMING  
11 WITH DETECTION  
13 WITH PRO DETECTION + EXTINCTION OR STANDBY WARNING  
16 WITH PRO DETECTION + RADIO-CONTROL  
17 WITH PRO DETECTION + EXTINCTION OR STANDBY WARNING + RADIO-CONTROL  
03 SLAVE VERSION + EXTINCTION OR STANDBY WARNING  
07 SLAVE VERSION + EXTINCTION OR STANDBY WARNING + RADIO-CONTROL

 Vandal-resistant tool (bit) to be ordered separately  
code : 9800 0003

 Radio remote control to be ordered separately  
code : 9800 0010

Designation	Power (W)	Luminaire light output (lm)	Luminaire efficacy (lm / W)	White RAL 9003	Grey RAL 7043
Effice stairway	20	2550	128	2012 04--	2012 14--
Effice stairway "plus"	27	3400	126	2013 04--	2013 14--


**Lumen maintenance:** L80B10 / over 72,000 h


**Coding colour temperature 3000 K :** example 4000K : 2012 04--  
replace 4 with 3                      3000K : 2012 03--

**Coding:** replace the two dashes (--) by the corresponding figures:

example 2012 04--

- 00 NO DETECTION
- 21 DALI DIMMABLE + SWITCH DIMMING
- 11 WITH DETECTION
- 13 WITH PRO DETECTION + EXTINCTION OR STANDBY WARNING
- 16 WITH PRO DETECTION + RADIO-CONTROL
- 17 IWITH PRO DETECTION + EXTINCTION OR STANDBY WARNING + RADIO-CONTROL
- 03 SLAVE VERSION + EXTINCTION OR STANDBY WARNING
- 07 SLAVE VERSION + EXTINCTION OR STANDBY WARNING + RADIO-CONTROL

 Vandal-resistant tool (bit) to be ordered separately  
code : 9800 0003

 Radio remote control to be ordered separately  
code : 9800 0010

## ADDITIONAL OPTIONS EFFICE

**Coding:**  
add the corresponding suffix to the product code

example : 2000 0400 ----

9702 STAINLESS STEEL CROSSPOINT SCREWS (VK24)

## DETAILS







