

DFB GUIDE TO THE EPCOT  
**FLOWER & GARDEN  
FESTIVAL**



AJ Wolfe & the DFB Team



# FESTIVAL INTRODUCTION

## EPCOT FESTIVALS

EPCOT festivals offer a one-of-a-kind experience—where else can you enjoy global cuisine, iconic attractions, and top-tier entertainment in one place?

### The **2026 EPCOT International Flower & Garden Festival**

transforms the park into a vibrant springtime showcase, filled with stunning topiaries, seasonal flavors, and immersive gardens.

Whether you're a festival regular or a first-time visitor, this is a can't-miss event—and now it's time to make the most of it.

From breathtaking floral displays to fresh festival bites, live concerts, and hidden gems, this celebration brings EPCOT to life in a whole new way. And the best part? There's so much to experience beyond just the food!

## OVERVIEW

Snap a selfie in front of Spaceship Earth's breathtaking festival display, wander through the butterfly house, and explore beautifully themed gardens throughout the park. Plus, live concerts and interactive exhibits bring even more energy to the festival—all included with park admission.

And let's talk food—because, of course, Flower & Garden's Outdoor Kitchens are serving up **exclusive dishes and drinks** you won't find anywhere else. But if you're only here for the food, you're doing Flower & Garden wrong! This festival is about so much more.

With so much to see, do, and eat, it's easy to feel overwhelmed—but don't worry, we've got expert tips to help you plan your perfect festival day (without the stress).

Let's dig in and make this festival one to remember!

# FESTIVAL TIPS



## GIFT CARDS

Use a wristlet gift card. You'll stick to your budget (especially after a few adult beverages) and keep your hands free for carrying plates and glasses!



## SCHEDULE

Schedule - more than one day if possible! You'll get to sample more eats. Don't make any Advance Dining Reservations for these days of grazing.



## SHOWS

Take a snack (or meal) to one of the shows where you can relax while indulging in your tasty selections! Local and global acts perform daily.



## FESTIVAL PASSPORT

In your Festival Passport, make notes of the food that you loved so that you can return for additional bites, and keep track of booths that you skipped so you can visit them later.

Strategize ahead of time with the booth menus in this guide.

The Passports also provide information on all the daily ins-and-outs of the Festival.



## EAT AROUND THE WORLD

One of the most popular things to do at the Festival is snacking at the Outdoor Kitchens, and we love it, too.

Skip lunch at a Quick Service or Table Service restaurant and opt for grazing at the booths.

Experience eats (and sips) you've never seen or tasted before while strolling around one of Disney World's most beautiful theme parks.

You'll need to pack differently for a visit to Walt Disney World in March. We've gathered all our favorite essentials [here](#).

## EXPAND YOUR HORIZONS

There are lots of opportunities to sample new foods, beers, wines, and spirits at the Festival. Take the chance to try something you've never had before – it doesn't cost a lot to try new things at the World Showcase booths.

## STAY HYDRATED

Some of the gorgeous frozen beverage options at the booths are extremely tempting. Don't forget to drink lots of water, too. Orlando can get mighty hot any time of year.

## BRING A TRAY

We always advocate bringing along a cheap plastic tray if you're planning to put in a serious touring day.

With a tray, you can order multiple items at the Outdoor Kitchens, then head to an indoor, air-conditioned location with comfortable seating to dig in.

Just stick it into your park bag when you're done with it. Easy peasy, and so useful!

We also have [some other helpful items](#) that you may want to pack as well, to help you make the most of your Festival days.



# FESTIVAL HISTORY

Since 1994, the EPCOT International Flower and Garden Festival has celebrated Disney's world-class landscaping and conservation efforts. Each spring, the park transforms with stunning topiaries, vibrant gardens, family play areas, live entertainment, and Outdoor Kitchens.

Festival Horticulture Manager Brian Dempsay has overseen its growth from 38 to 90+ days, introducing iconic topiaries like Fantasia (1994) and The Lion King (1995).

Over the years, the festival has expanded with celebrity gardener appearances, edible gardens, and the beloved Bambi Butterfly House.

Music has always been part of the experience, from Flower Power concerts to today's Garden Rocks series.

With so much to see, this festival is a must-do at Walt Disney World—perhaps it will even inspire your own garden!

## FESTIVAL BY THE NUMBERS

- 🌿 4,200+ acres of gardens & landscapes
- 🌳 100,000+ ornamental trees
- 🌿 4+ million shrubs
- 🌱 2,000+ acres of turf



# TRAVELING TO EPCOT

## FROM WDW HOTELS

If you're staying at a hotel on Walt Disney World property, you can get to EPCOT by taking a [Disney Transport bus, boat, Disney Skyliner, or monorail](#) from your resort to the theme park directly.

You can also use your personal vehicle, of course. If you're staying at an EPCOT resort area hotel within walking distance (Disney's BoardWalk or Yacht and Beach Club resorts, or Walt Disney World Swan and Dolphin resorts), you can simply walk or take a Friendship boat to EPCOT's International Gateway!

## PARKING

Don't forget to take a picture of where you parked. Better yet - use the Car Locator tool inside the My Disney Experience app.

Walk or take a tram to the park entrance.

## DISNEY SKYLINER

Walt Disney World's newest form of transportation, the [Disney Skyliner](#), connects EPCOT (International Gateway entrance) and Disney's Hollywood Studios with several Disney Resorts including Caribbean Beach Resort, Pop Century and Art of Animation Resorts, and Disney's Riviera Resort.

Guests at these Resorts should check with Cast Members to determine when Skyliner is likely to begin operating each day.



## FROM RESORTS/PARKS

If you're not staying at a hotel on Walt Disney World property OR are already in Walt Disney World at another resort or theme park, you can take Disney transportation to EPCOT from any Disney hotel or theme park.

If you have parked your personal vehicle at another park and are hopping to EPCOT for the festival, bring your parking receipt so you won't have to pay to park a second time.




## MINNIE VANS

If you don't know what [Minnie Vans](#) are, here's a quick explainer: they're Lyft-operated rideshare vehicles designed to look like Minnie Mouse!

They provide direct and private transportation around Disney World property.



# GARDEN ROCKS



## GARDEN ROCKS CONCERTS

### POPULAR BANDS

Throughout the EPCOT Flower and Garden Festival, popular bands spanning the decades take the stage at the American Gardens Theater in The American Adventure Pavilion to share some of their greatest hits with the crowds!

This year, new acts join the lineup: Information Society, FireHouse, and the Music of ABBA are just a few of the new acts!

These concerts are **FREE with EPCOT admission**.

### LOCAL TALENT

Note that local entertainment will appear on Tuesday through Thursday evenings.

### PERFORMANCE TIMES

These [Garden Rocks Concerts](#) take place three times per evening (5:30PM, 6:45PM, 8PM), on select nights throughout the Festival.

So, grab a bite from your favorite booth and settle in to enjoy a fantastic concert!

### DATES AND PERFORMERS

Internationally known artists perform Friday through Monday; **local bands** rock the house Tuesday through Thursday.

- March 4: Local Act
- March 5, 6, 7: NEW The Music of ABBA
- March 8, 9: Simple Plan
- March 10, 11: Local Act
- March 13, 14: Blue October
- March 15, 16: Billy Ocean
- March 17, 18: Local Act

## DATES CONTINUED

- March 19: Local Act
- March 20, 21, 22, 23: THE ORCHESTRA starring former members of ELO & ELO Part II
- March 24: Local Act
- March 25, 26: Local Act
- March 27, 28: Herman's Hermits starring Peter Noone
- March 29, 30: 38 Special
- April 1, 2: Local Act
- April 3, 4: Chubby Checker
- April 5, 6: Sugar Ray
- April 7, 8, 9: Local Act
- April 10, 11: NEW! Information Society
- April 12, 13: Rick Springfield
- April 14, 15, 16: Local Act
- April 17, 18: Berlin
- April 19, 20: The Commodores
- April 21, 22, 23: Local Act
- April 24, 25: NEW! FireHouse
- April 26, 27: Air Supply
- April 28, 29: Local Act
- May 1, 2: A Flock of Seagulls
- May 3, 4: Plain White T's
- May 5, 6, 7: Local Act
- May 8, 9: NEW! Katrina, formerly of Katrina & The Waves
- May 10, 11: 98 Degrees
- May 12, 13, 14: Local Act
- May 15, 16: The Spinners
- May 17, 18: NEW! Josiah Queen
- May 19, 20, 21: Local Act
- May 22, 23: NEW! Iam Tongi
- May 24, 25: A.J. Croce: Croce Plays Croce
- May 26, 27, 28: Local Act
- May 29, 30: Queensrÿche
- May 31 and June 1,: Maverick City Music





## GARDEN ROCKS TIPS

Here's some of our favorite advice for getting the most out of these fun events:

- Most of the outdoor venue is uncovered, so if it looks like rain, be sure you have an umbrella handy. **The show will go on!**
- While entry to the shows is free with EPCOT admission, **there can be a queue for popular artists.** For example, guests sometimes line up hours beforehand for particularly popular bands and performers.
- **Be careful where you queue up.** There will be specific lines for stand-by guests and for those with dining package credentials and guaranteed seating. Ask cast members to be sure you're in the correct line.
- Remember, even if you don't get a seat (or don't want to wait in line), the theater is an amphitheater, so **you'll still be able to hear the band** – and probably catch a glimpse of them, too!
- If you are a big fan of a particular band or performer, **note that they will often have a different set list at each show.** If you're up for it, you can watch all three shows, or just time your strolls around the World Showcase Lagoon so you can listen in.

# FESTIVAL GARDENS

Even with all the planning in the world, the best way to experience [EPCOT's Flower and Garden Festival](#) is to slow down and take it all in.

The floral displays? *Breathtaking*. The endless blankets of blooms? *Pure magic*.

So even if you skip a tour or (*gasp!*) pass on the eats, this festival is still an unforgettable way to soak up the beauty of spring at Disney!

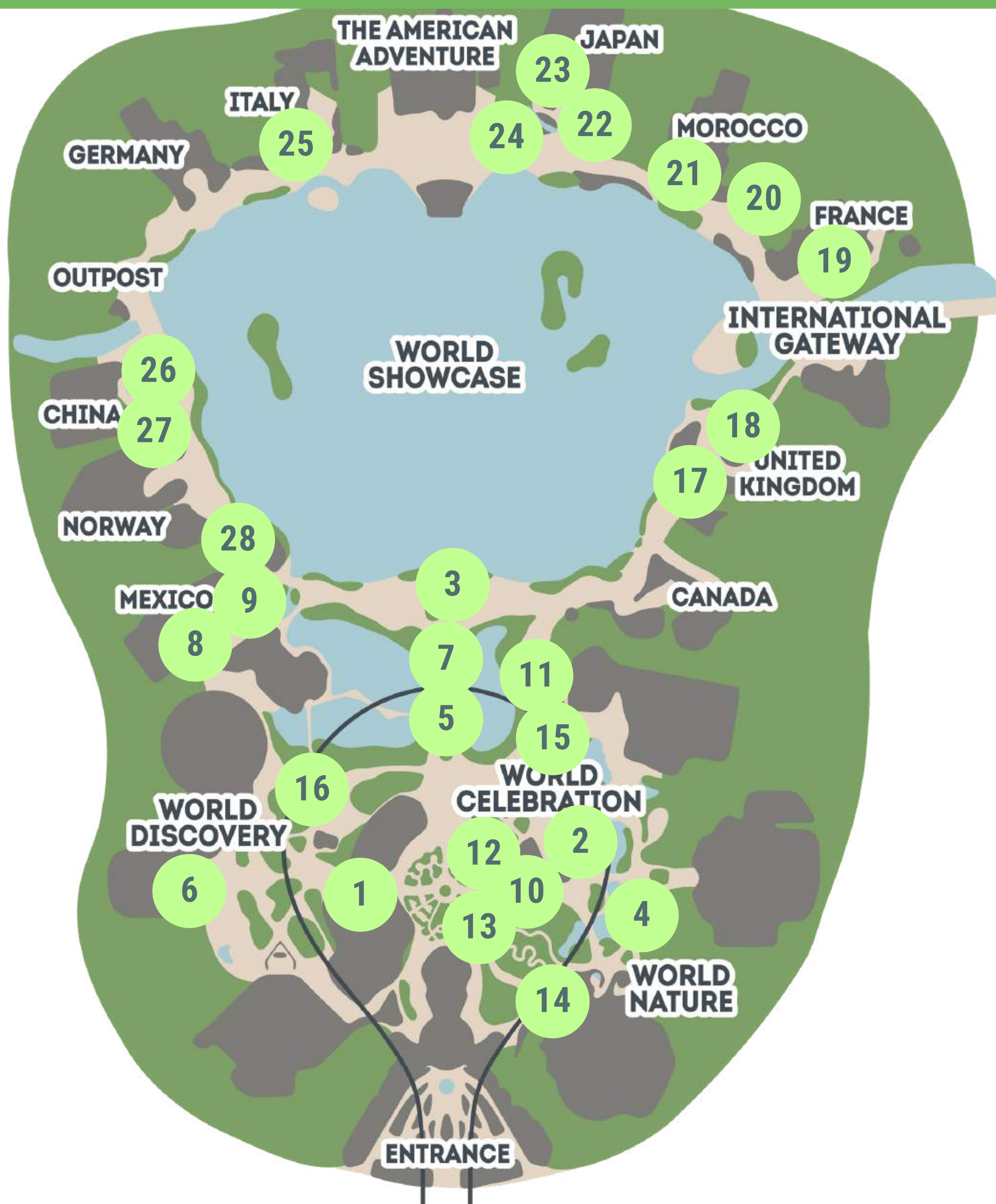
## INTRODUCTION

Stroll through vibrant gardens filled with sweet scents, colorful blooms, and fluttering butterflies. Marvel at bonsai trees, soak in the sounds of nature, and even explore sustainable foods.

Whether you visit them all, or just a few, these displays are a feast for the senses!



# GLOBAL GARDENS MAP



- 1. Indoor Spaces**  
Connections Eatery
- 2. Festival Blooms**  
World Showcase Bridge
- 3. The Honey Bee-Stro**  
Near The Imagination! Pavilion
- 4. Bold Bromeliads**  
Near The Land Pavilion
- 5. Floating Gardens**  
Near the World Showcase Bridge
- 6. Prehistoric Plants**  
Near CommuniCore Hall
- 7. Blossoms of Fragrance Garden**  
World Showcase Bridge
- 8. Desert Garden**  
Mexico
- 9. Extraordinary Orchids**  
Mexico

- 10. CommuniCore Hall Garden**  
CommuniCore
- 11. Playalong Bay Play Garden**  
Between Imagination! Pavilion & the Entrance to World Showcase
- 12. Rain or Shine Fruit Stand Presented by Outshine®** **NEW!**  
Near CommuniCore Plaza
- 13. Wildlife Crossing Garden** **NEW!**  
Near CommuniCore Plaza
- 14. Pet-Friendly Garden** **NEW!**  
Near The Seas with Nemo & Friends
- 15. Butterfly Landing**  
Between the Imagination! pavilion and The Land pavilion
- 16. Camp Get Out 'N' Play Garden**  
World Discovery
- 17. English Tea Garden**  
United Kingdom
- 18. Topiary Heritage Garden**  
United Kingdom

- 19. Bouquet Garden**  
France
- 20. Trendy Tropicals Garden**  
Between France and Morocco
- 21. Spice Garden**  
Morocco
- 22. Kokedama Garden**  
Japan
- 23. Shishi-odoshi**  
Japan
- 24. Bonsai Collection**  
Japan
- 25. Garden Italiano**  
Italy
- 26. China Beijing Garden**  
China
- 27. Bamboo Garden**  
China
- 28. Tropical Rainforest Garden**  
Mexico



## CONNECTIONS CONSERVATORY

Located inside Connections Eatery, stop by this thoughtful garden full of floral inspirations for your indoor spaces.

## WORLD CELEBRATION

- **Festival Blooms** – Along the shores of EPCOT's lakes, nearly 70,000 flowers create a panoramic landscape and rainbow of colors. These living panoramas are insta-worthy.
- The **Community Garden** demonstrates the connection with the earth and each other.

## ROSE WALK AREA

- **The Honey Bee-Stro** – Near the Imagination! Pavilion, this immersive garden is hosted by the National Honey Board®.

While strolling through this display, you can read about the critical role that honeybees have in our environment.

Best of all, guests can sample sweet and savory menu items from the adjoining Outdoor Kitchen!



Some adorable Walt Disney World animals could be snacking on the same food that you are!

## WORLD NATURE

- **Bold Bromeliads** – Find these stunning plants at The Land Pavilion.
- **Floating Gardens** – Over 170 mini gardens drift on the ponds near the World Showcase bridge.
- **Pet-Friendly Garden** - Near The Seas with Nemo & Friends
- **Butterfly Landing Presented by AdventHealth**
- **Playalong Bay Play Garden presented by Smucker's Uncrustables** - Between the Imagination! pavilion and the entrance to World Showcase



## WORLD DISCOVERY

- **Prehistoric Plants** – Don't miss the amazing plant life that has thrived since the dinosaurs roamed Earth 65 million years ago! This garden first appeared in 2021. Near Mission: SPACE.
- **Wildlife Crossing Garden** - Near CommuniCore Hall
- **Camp Get Out 'N' Play Garden Present by OFF!**



## WORLD SHOWCASE

- **Blossoms of Fragrance Garden**  
Presented by Scentsy – Take in these fresh, unforgettable fragrances. This garden debuted in 2022 featuring butterfly topiaries and six scent stations. At World Showcase Bridge.
- **Desert Garden** – In the Mexico Pavilion, explore the special adaptations that allow plants in arid climates to adjust to harsh growing conditions.
- **Extraordinary Orchids** – These plants are absolutely radiant. Located at the Mexico Pavilion.
- **Bamboo Garden** – Bamboo, part of the grass family, is featured in China. Look for a variety of colors, patterns, and sizes.
- **China Penjing Garden** – See how ancient Chinese art recreates miniature landscapes.
- **Garden Italiano** – View a Tuscan kitchen garden in Italy featuring produce and herbs that help create classic Italian meals. This is an interesting plot to visit before or after a snack or meal at the Italy pavilion




## WORLD SHOWCASE CONT.

- **Bonsai Collection** – At the Japan Pavilion, you'll be in awe with the ancient art of bonsai. These miniature works of art are carefully shaped by Bonsai Masters.
- **Kokedema Garden** – A new perspective on ancient Bonsai creations can be seen in this tranquil spot in Japan.
- **Shishi-Odoshi** – In this Japanese garden, the bamboo water fountain sets a soothing and tranquil scene.
- **Spice Garden** – In Morocco, discover how signature spices and herbs—once more valuable than gold—are crafted from leaves, stems, roots, and flowers.
- **Tropical Rainforest Garden** – showcases the biodiversity of the Mexican rainforest. See colorful plants, including orchids, attached to trees and blooming from ceramic pots.
- **Trendy Tropicals Gardens** – Between the Morocco and France Pavilions find this brand new tropical garden!



## WORLD SHOWCASE CONTINUED

- **Bouquet Garden** – These flowers are perfect for a fresh bouquet. Near the France Pavilion, this garden debuted in 2022.
- **English Tea Garden** – The history of tea blending is showcased at the United Kingdom Pavilion. Learn about the plants that are used in the art of creating some of the finest tea blends. This elegant garden is presented by Twinings of London®.
- **Shakespeare Garden** – Rediscover Shakespeare, while matching famous quotes to the flowers found in this United Kingdom garden.



**Fresh Produce: EPCOT's Land Pavilion grows over three tons of fresh fruits and vegetables per year.**

# BUTTERFLY LANDING

Located in World Nature, Butterfly Landing Presented by AdventHealth is a 3500 square feet exhibit filled with two dozen nectar plants.


Observe hundreds of butterflies and learn about their life cycles. Along with shelves of chrysalises that will transform into butterflies during the festival, 300-500 butterflies are released into the house just prior to the festival opening.

Sunny, warm days provide the best viewing opportunities at this exhibit near Imagination!. Kids love this one!

Yes, butterflies do escape! That's why the 10-20 species featured are native to Central Florida.

Don't miss these beautiful pollinator gardens.

Closes at dusk.



# PURPLE MARTINS EXHIBIT

## HOW IT BEGAN

Over 15 years ago, the Purple Martin Conservation Program began at EPCOT as an exhibit during the annual Flower and Garden Festival.

Originally the birdhouses were props for the 2000 conservation garden! The arrival of the birds was a great surprise to Disney Cast Members.

## COMPARTMENTS

In December 2021, the Disney Conservation Team and Disney VoluntEARS prepared more than 500 purple martin compartments to welcome back hundreds of these amazing songbirds. You'll now find these throughout Walt Disney World.

Stop to watch purple martins fly between their white nests/birdhouses.

## FUN FACTS

- Did you know that these birds migrated 3,000+ miles from the Brazilian Amazon in order to raise their young at EPCOT?!
- Females are brown and white; males are a deep blue color that can look purple.

Look for opportunities to learn more from a member of the Disney's Animals, Science and Environment team.



Walt Disney World Horticulture consists of 4,200+ acres of gardens and landscapes, 100,000+ ornamental trees, 4+ million shrubs, and 2,000+ acres of turf .

## INTRODUCTION

One of the most stunning aspects of the Flower and Garden Festival are the intricate **topiaries that pop up around the park**. These gorgeous exhibits enhance everyone's visit to EPCOT.

You'll be amazed at how the talented horticulturalists take living plants and shape them into beloved Disney characters.

The topiaries alone could fill your day—and they're worth a close look because they're awesome from every angle.



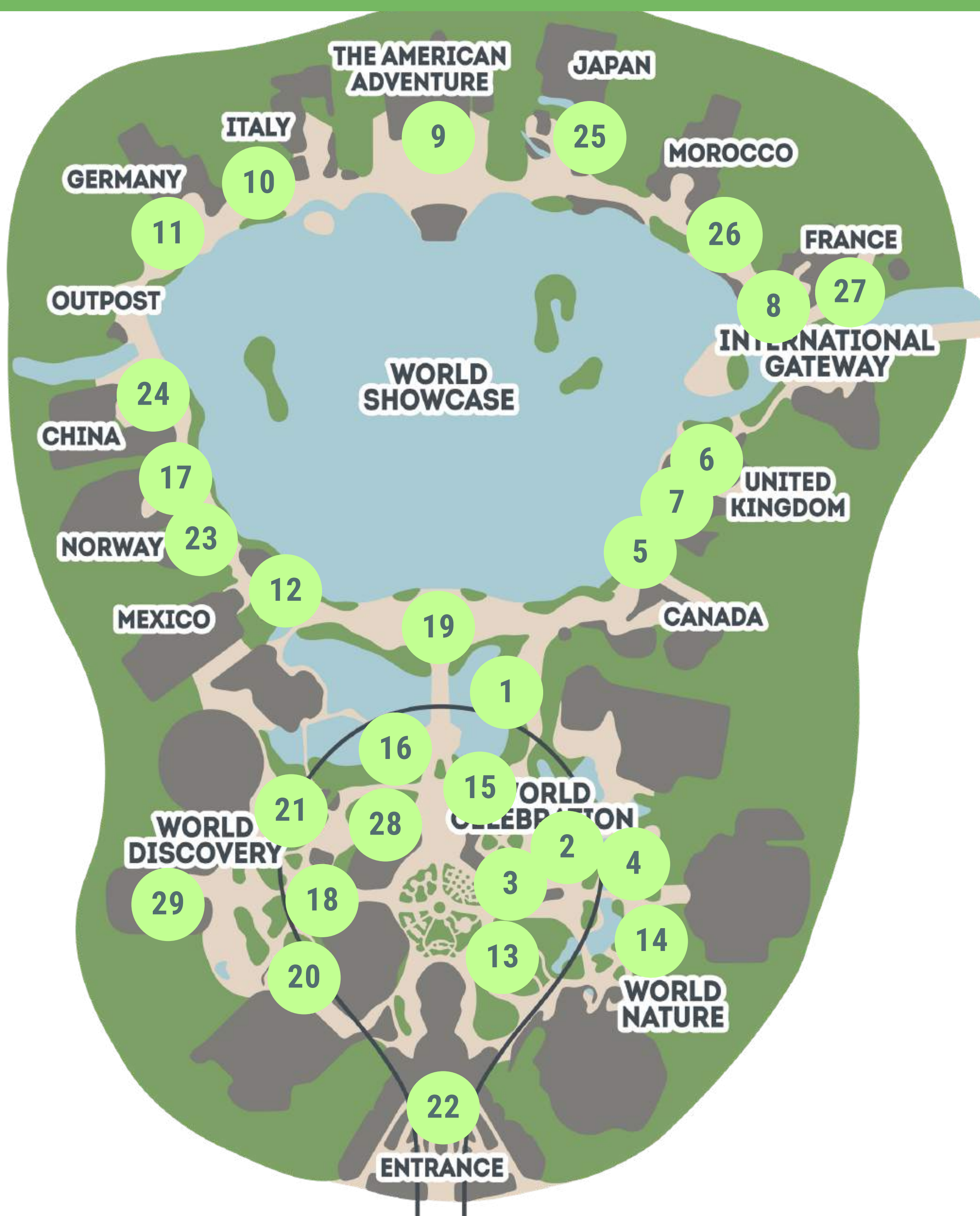
## TOPIARIES

Typically, you'll find **over 60 topiaries** featured throughout EPCOT.

Stroll along and find your favorites!



# TOPIARY LOCATION MAP



- |  |   |   |
|--|---|---|
| <p><b>1. Goofy</b><br/>Rosewalk in World Nature</p> <p><b>2. Simba and Friends (Rafiki, Simba, Mufasa and Sarabi)</b><br/>World Nature</p> <p><b>3. Figment and Topiary Flowers</b><br/>World Celebration</p> <p><b>4. Mickey Mouse, Minnie Mouse, Pluto and Chip 'n' Dale</b><br/>World Celebration</p> <p><b>5. Peter Pan, Tick Tock Croc and Captain Hook</b><br/>United Kingdom Pavilion</p> <p><b>6. Tinker Bell's Fairy House Garden</b><br/>United Kingdom Pavilion</p> <p><b>7. Winnie the Pooh and Friends (Rabbit, Eeyore, Piglet and Tigger)</b><br/>United Kingdom Pavilion</p> <p><b>8. Beauty and the Beast</b><br/>France Pavilion</p> <p><b>9. Tiana</b><br/>The American Adventure Pavilion</p> | <p><b>10. Lady and the Tramp</b><br/>Italy Pavilion</p> <p><b>11. Snow White and the Seven Dwarfs</b><br/>Germany Pavilion</p> <p><b>12. Miguel and Dante from <i>Coco</i></b><br/>Mexico Pavilion</p> <p><b>13. Mirabel, Antonio, Isabela, and Luisa from <i>Encanto</i></b><br/>World Showcase</p> <p><b>14. Groot from <i>Guardians of the Galaxy</i></b><br/>World Nature, near Guardians of the Galaxy: Cosmic Rewind</p> <p><b>15. Phineas and Ferb</b><br/>World Celebration</p> <p><b>16. Bambi, Flower, and Thumper</b><br/>Near World Showcase Bridge</p> <p><b>17. Elsa and Anna</b><br/>Norway Pavilion</p> <p><b>18. Donald Duck, Huey, Louie, and Dewey</b><br/>World Discovery, by Connections Eatery</p> <p><b>19. Moana-themed topiary with Maui, Heihei and Pua</b><br/>World Celebration</p> | <p><b>20. Mike and Sully</b><br/>Near Creations Shop</p> <p><b>21. Buzz Lightyear</b><br/>World Discovery - Near Mission: SPACE</p> <p><b>22. Toy Story (Woody, Bo Peep and her Sheep, Lotso, and the Pixar Ball)</b><br/>At EPCOT Entrance</p> <p><b>23. Troll</b><br/>Norway Pavilion</p> <p><b>24. Pandas</b><br/>China Pavilion</p> <p><b>25. Dragon</b><br/>Japan Pavilion</p> <p><b>26. Miss Piggy and Kermit</b><br/>Between France and Morocco Pavilions</p> <p><b>27. Lumiere and Cogsworth</b><br/>France Pavilion</p> <p><b>28. Lightning McQueen &amp; Mater</b><br/>Near Connections Cafe</p> <p><b>29. Stitch</b><br/>Near Mission: SPACE</p> |
|--|---|---|



## TOPIARY LOCATIONS

### Main Entrance

- Buzz Lightyear, Woody, Bo Peep & Her Sheep, Lotso, and the Pixar Ball

### World Celebration

- Moana-themed topiary with Maui, Heihei and Pua
  - *Between Disney Traders and Port of Entry*
- Figment, Flower Topiaries, and Flower Towers
  - *Plaza Gardens*
- Groot from Guardians of the Galaxy
  - *Near Connections Cafe*
- Mickey Mouse, Minnie Mouse, Pluto and Chip 'n' Dale
  - *World Celebration*
- Simba and Friends (Rafiki, Simba, Mufasa, and Sarabi)
  - *World Celebration*
- Phineas and Ferb
  - *World Celebration*
- Bambi, Flower and Thumper
  - *Near Refreshment Port*

### World Discovery

- Groot
  - *Near Guardians of the Galaxy: Cosmic Rewind*

### Rosewalk

- Goofy

### World Nature

- Donald Duck, Hewie, Lewie and Dewey
  - *World Nature, by the Land Pavilion*



## TOPIARY LOCATIONS CONTINUED

### World Showcase

- Peter Pan, Tick Tock Croc and Captain Hook
  - *United Kingdom Pavilion*
- Tinker Bell's Fairy House Garden
  - *United Kingdom Pavilion*
- Winnie the Pooh and Friends (Rabbit, Eeyore, Piglet and Tigger)
  - *United Kingdom Pavilion*
- Lady and the Tramp
  - *Italy Pavilion*
- Snow White and the Seven Dwarfs
  - *Germany Pavilion*
- Beauty and the Beast
  - *France Pavilion*
- Elsa and Ana
  - *Norway Pavilion*
- Tiana
  - *America Pavilion*
- Miguel and Dante from Coco
  - *Mexico Pavilion*
- Kermit and Miss Piggy
  - *Canada*
- Lumiere and Cogsworth
  - *France*
- Pandas
  - *China*
- Dragon
  - *China*
- Troll
  - *Norway*



## CONSTRUCTION

Now that you know where to find them, you may wonder how the EPCOT Cast Members make these gorgeous creations.

New topiaries can take over six months to go from sketch work to completion.

Upon final approval of a sketched character pose, a sculptor creates a mini-version to guide the welders in building the steel understructure.

From there, the gardeners stuff them with sphagnum moss before including succulents, vines, and flowering plants to create the floral masterpiece!



Over the years, Disney has perfected their topiary techniques and even flew out Pixar artists to help with the Pixar topiaries.

It's amazing when art pairs with greenery! And you're only steps away from finding the next spring-inspired scene.



Low-cost activities are a great way to experience the EPCOT Flower and Garden Festival.

These fun, family-friendly events are relatively inexpensive and sometimes even free.

## BEACONS OF MAGIC

Starting at sunset, festival guests can celebrate with a vibrant spectacle of light on Spaceship Earth set to a fun soundtrack.

The show happens nightly once it gets dark and generally runs continuously throughout the evening.

## EGG-STRAVAGANZA

The popular **Egg-stravaganza scavenger hunt** returns this year while supplies last. Guests can purchase a map and stickers and hunt for Disney character “eggs” throughout World Showcase. Maps can be purchased at select locations (often Disney Traders, Creations Shop, and World Traveler.)

When you find all the “eggs” you can return your map to Disney Traders or World Traveler for a “sp-egg-tacular surprise.”

**Tip:** Annual Passholder discounts may apply.



## GERMANY TRAIN TOWN

Stop by the model train display at the Germany Pavilion— complete with working model trains from Lehmann Gross Bahn.

During the Flower & Garden Festival, you'll find that the Train Town inhabitants are just as excited about the festival as you are!



## INTERACTIVE PLAY AREAS

Families can also enjoy interactive play areas.

World Discovery Neighborhood:  
**Camp Get Out 'n' Play Garden** –  
Explore this camp-themed garden.

This space is geared for little kids ages 2-6. Next to Creations Shop, and it has seen a few different themes over the years.

Children will discover climbing obstacles, spring riders, and a padded grass area.

Please be aware that this fun spot closes at dusk.





## KIDCOT FUN STOPS

Kidcot Fun Stops are a lifesaver for keeping kids entertained while touring World Showcase—coloring, fun facts, and a little incentive to keep moving!

**Pro tip:** Divide and conquer! Have one adult snag food from Outdoor Kitchens while the other keeps the little ones busy. EPCOT is huge—teamwork makes it way more fun!



## MUSICAL ENTERTAINMENT

Different musical performers are likely to be featured at this year's festival.

In years past, in World Discovery, guests tapped their feet to the sounds of the Jammin' Gardeners. During the festival, the fan-favorite JAMMitors will most likely be grabbing some gardening tools to make some music for us!



At the America pavilion, you'll probably be able to listen to some amazing vocal performances from the Voices of Liberty. These performances will celebrate "America's spirit and beauty."

In Mexico, in previous years the Mariachi Cobre performed some "world-famous, traditional folk music" during the Flower & Garden Festival.



# GARDEN TOURS

## INTRODUCTION

Garden Tours at the EPCOT Flower & Garden Festival are a fun way to delve into the horticultural world a little more deeply and include such fun options as the popular [Behind the Seeds](#) tour offered year-round in EPCOT.

## BEHIND THE SEEDS TOUR

You'll visit four greenhouses (plus a fish farm) in The Land Pavilion during this one-hour [Behind the Seeds Tour](#), encountering insects, fish, and plants along the way.

Learn about plant-growing techniques—including hydroponic soil-free gardening and biotechnology methods such as tissue culturing.

While [touring the living lab](#), you'll discover that the Land is very successful at being waste-free.

You'll get the chance to feed fish, take a picture with the Mickey-shaped Black Pepper plant, and view pest control methods.

You may even get to see a Living with the Land boat float by while you are touring the greenhouses.

Note: No dining component is included with this tour, although you may get to taste a vegetable grown in the greenhouse.

Videotaping and photography are allowed, and while you can't touch the plants, a tactile opportunity of a "sensitive" plant may occur. For better hearing of your tour guide, Whisper Units (earpieces) are passed out.

This a great opportunity for at-home gardening hobbyists.



## LOCATION

Located in the World Nature neighborhood of EPCOT, check in 15 minutes before your tour at The Land Pavilion near Living with the Land and Soarin’.

## TIME

Tours are offered several times daily, with time options typically beginning at 8:30AM through 4:30PM.

View available times on the [Disney World Behind the Seeds Tour Page](#) or search “Behind the Seeds” on the My Disney Experience app. This tour is available year-round.

## PRICE

\$39.00 – \$49.00 per guest (prices vary by date; tax not included).

Inquire about discounts for Annual Passholders and Disney Vacation Club members.

Reservations can be made 60 days in advance. Call (407) WDW-TOUR or (407) 939-8687. [Online booking can be made here.](#)

## ADDITIONAL INFO

- Park admission is required and not included in the cost of the tour; a [Disney Park Pass Reservation for EPCOT](#) on the same date may be required for annual passholder guests;
- This is a one-hour walking and standing tour, so plan to wear comfortable shoes;
- It’s a good idea to ride the Living with the Land attraction prior to your tour to add to the fun and understanding!
- Cancellations are required two days prior to your tour.



## FANCY A CUPPA?

Ever wondered about the process that goes into producing your favorite cuppa tea?

At the United Kingdom pavilion, learn how tea is grown, manufactured, and eventually brought into our own kettles.

## SELF-GUIDED TOUR

Visit The Tea Caddy shop and ask a Cast Member for a brochure. When you finish your self-guided tour, return to The Tea Caddy to receive a complimentary gift.

## GUIDED TOUR

Interested in the Guided Tour? Stop by The Tea Caddy and sign up for a same-day tour. Please note that availability is limited.

If you'd like to take a tour with a Cast Member, the regular tours typically happen twice daily.

## GIVEAWAY

To celebrate the completion of your tea tour, guests receive a small sample of tea.



**Sunshine Seasons and Garden Grill Restaurant serve fresh produce and seafood grown in EPCOT.**

# SPIKE'S POLLEN-NATION

## SCAVENGER HUNT

Returning to the festival is a springtime scavenger hunt called [Spike's Pollen-Nation Exploration](#).

## WHO IS SPIKE THE BEE?


Disney featured this honey bee in some comics and cartoons from the 1940s to 1960s. He was frequently spotted trying to sting Donald Duck!

## WHERE TO PURCHASE

You can buy a map and stickers from World Traveler, Creations Shop, Disney Traders, and even some of the festival booths for \$11.99!

## FINDING SPIKE

Spike has been pollinating his way around the festival and guests can follow his trail to 12 different locations!





## COST

The map costs \$11.99, but you can apply Annual Passholder and Disney Vacation Club discounts!



## MAP

Fill in the map as you search for the plants Spike has pollinated. Here's a hint: he's usually hiding amongst some plants and flowers. Spike is a bee, after all!



## EARN A PRIZE

Once your map is complete, you can return it to Creations Shop, World Traveler, or Disney Traders and collect a prize!



# TOURING STRATEGIES

If you're new to the festival or are trying to figure out how to fit it all into your schedule, it's easy to get overwhelmed.

We've created customized touring strategies that point you in the right direction! These offer suggested activities based on what's important to you.

## JUST THE NEW STUFF

- ✦ **Start in World Celebration** and browse the festival merch kiosks + Creations Shop for the newest Flower & Garden finds.
- ✦ Take a few minutes to enjoy the festival's **spring décor + topiaries** and grab a quick photo before crowds build. 📷
- 🌸 Use the **DFB "Just the New Stuff" Food Crawl** to pick your must-try bites so you're not wandering booth-to-booth guessing.
- 🌸 **Pace your crawl:** grab a few items, take a short break, then keep going—this helps you stay comfortable (and hungry enough to keep sampling).
- 🎤 Catch an evening show—especially a **Garden Rocks Concert** (included/free with festival admission).
- 🎤 After the concert, do **one last loop for a final snack** or a favorite repeat bite before you head out.



Morning



Afternoon



Evening



## ONE-DAY STRATEGY

- ✦ Build in extra time for **shopping** and a few EPCOT attractions—**Living with the Land** is an especially perfect fit during Flower & Garden.
- ✦ **Flip through the Outdoor Kitchen Garden Passport while waiting in ride queues** to fine-tune your must-dos.
- 🌸 Choose a handful of **Outdoor Kitchens to prioritize**.
- 🌸 Hit the Outdoor Kitchens **as soon as they open** (especially on weekends) to avoid lines and save major time.
- 🌸 Tour the festival visuals—**gardens + topiaries + exhibits**—and grab a snack as you go.
- 🎤 Wrap up with an evening show—especially a **Garden Rocks Concert** (included/free with festival admission).
- 🎤 If you've got time, do one last lap for final bites or **last-minute merch** before you head out.



Morning



Afternoon



Evening



By planning ahead, you can make the most of your limited time at this popular festival.



## DAY ONE

- ✦ Start your day with a **few popular rides** while crowds are lower.
- ✦ Skim the Festival Passport and **choose your Outdoor Kitchens + top priorities** for the day.
- 🌸 **Tour the Outdoor Kitchens** and treat it like your main festival crawl day (“eat and drink around the world” mode).
- 🌸 Try one of **DFB’s Flower & Garden booth crawls** to keep your route simple and snack-focused.
- 🌸 Mix in **gardens, topiaries, and exhibits between booths** so it doesn’t feel like nonstop food lines.
- 🎤 Catch some **live entertainment** and finish with a final booth stop for a favorite repeat bite.

## DAY TWO

- ✦ Arrive early again and **prioritize the rides you didn’t hit on Day 1**.
- ✦ **Keep today more relaxed**—this is your “extras + repeats” day.
- 🌸 Focus on the **Flower & Garden activities you didn’t have time for yesterday**.
- 🌸 **Circle back for any Outdoor Kitchens you skipped** (or re-buy your favorites).
- 🌸 Take a couple **intentional rest breaks** so the day stays easy.
- 🎤 Wrap up with **more live entertainment**, then do one last slow lap for snacks + shopping before heading out.



Morning



Afternoon



Evening



## BUDGET STRATEGY

- ✦ Start in World Celebration and **focus on attractions** in World Celebration, World Nature, and World Discovery.
- ✦ While you're waiting on rides or entertainment, **pick out the exhibits + Global Gardens you don't want to miss** (easy, free wins).
- ✦ **Grab your Outdoor Kitchen Garden Passport** so you're ready to hit booths later.
- 🌸 **Use the International Outdoor Kitchen booths for a budget-friendly lunch**—under \$20 can cover several items that feel like a full meal.
- 🌸 If you're with a friend/spouse: split one counter-service meal, then supplement with booth items (most groups **split 4-5 booth bites as a full lunch**).
- 🌸 Skip pricey drinks—**grab free ice water** from any Disney counter-service location.
- 🌸 Do a low-cost festival extra like a **scavenger hunt**, or stick with **free exhibits** if you'd rather not spend more.
- 🌸 Try the **Garden Graze Stroll** for lunch and earn a free prize.
- 🎤 End your day with **live musical acts**—they're free with EPCOT admission.
- 🎤 If you want more savings ideas, **check the “Budgeting for the Festival” section in this guide** before your trip.



Morning



Afternoon



Evening



## KIDS STRATEGY

✦ Arrive early and hit kid-favorite rides first: **Soarin', Test Track, Frozen Ever After, Remy's Ratatouille Adventure, and The Seas with Nemo & Friends.**

✦ **Grab an Outdoor Kitchen Garden Passport** and challenge your kids to try something from every booth you visit.

✦ Work in a few **FREE character meet-and-greets** (options can include Mickey & Friends, Figment, Star-Lord, Moana, Donald Duck, Anna & Elsa, Mulan, Snow White, Jasmine, Belle, Aurora, Alice, Mary Poppins, and Winnie the Pooh).

🌸 Check out festival interactive exhibits—kids can explore things like **gardening activities or the Butterfly House.**

🌸 Stop at **Kidcot Fun Stops** around World Showcase (especially great for preschoolers).

🌸 **Hit the Outdoor Kitchens at 11AM** (Fridays through Mondays) **or 11:30AM** (Tuesdays through Thursdays) to avoid lines (and bored-kid energy).

🌸 If your kids are adventurous eaters, **let them pick booth items**—if not, World Showcase has plenty of counter-service kid staples too.

🌸 Try a scavenger hunt: **Spike's Pollen-Nation Exploration** and pick up the prize at World Traveler, Creations Shop, or Disney Traders.

🌸 Through Easter (or while supplies last), families can also do **Egg-Stravaganza** for an egg-themed prize.

🎤 Check wait times and **let kids choose a few favorites to repeat.**

🎤 End the day with EPCOT fireworks: **Luminous: The Symphony of Us.**



Morning



Afternoon



Evening



Throughout the WDW Parks and Resorts, special gardens have been planted to attract butterflies. And there are now nearly 70 species so keep a lookout! More information on [Butterflies at WDW](#) can be found here.



## MORNING STRATEGY

- ✨ If you're short on time, **review the Outdoor Kitchen menus ahead of time** and arrive before park opening so you're near the front when the gates open.
- ✨ Yes... you're skipping Spaceship Earth today. This is a festival mission.
- ✨ Start with the **garden exhibits** in World Celebration, World Nature, and World Discovery.
- 🌸 At 11AM sharp, **head straight to your top-priority Outdoor Kitchens** (no wandering, no "let's see what's over here").
- 🌸 Keep going to the booths with your **must-try items**—early booth hours usually mean shorter lines, so you can knock out several quickly.
- 🌸 For a fast exit (especially on travel day), **leave via International Gateway** and grab a taxi/rideshare from Beach Club back to your hotel to pick up your belongings.

## AFTERNOON STRATEGY

- 🌸 If you're arriving late or **working with limited time**, this strategy is the move.
- 🌸 Show up with a plan and **go straight for the Outdoor Kitchens** with the menus you're most excited about.
- 🌸 Skip a dinner reservation—**your "meal" is snacking around World Showcase** instead.
- 🎤 **Check the Festival Schedule** to see what's happening during your visit, then fit in an attraction.
- 🎤 Keep touring the Outdoor Kitchens into the evening and catch a **Garden Rocks Concert** (included with EPCOT admission).
- 🎤 Wrap up with **Luminous: The Symphony of Us** to close out your day. 🌟



Morning



Afternoon



Evening



# BUDGETING MONEY

We often get asked about the best way to budget for the EPCOT Flower and Garden Festival. The good news is, that once you've paid for EPCOT admission, you can enjoy the festival at almost any budget!

## OUTDOOR KITCHENS

Expect to pay \$5-9 (with a few higher beverages and flights available) for your tapas-sized eats and drinks. Add in a low-cost or free activity, and you've got a fun day!

Here are some of our favorite tips for managing your money at the festival booths:

- If you're planning to eat at the World Showcase booths, we recommend foregoing [Advance Dining Reservations](#) for full meals on your Festival touring day(s). You can use the money

that you would have spent on a table-service meal for your food and beverage grazing.

- Plan ahead. Look at the festival menus before you arrive so that you know what booths are high priority for you. Don't make “impulse purchases” as you walk around the booths.
- Are you on the [Disney Dining Plan](#)? Save up your snack credits. Many of the menu items can be purchased with 1 snack credit!
- Manage your funds with a Disney gift card. Place only the amount that you want to spend at the Festival onto the card!



## FESTIVAL MARKETS

Inspired to take a new gardening tool or plant home with you?

Various Festival Markets and locations will showcase items available for purchase throughout the Festival.

Some kiosks stock their shelves with festival souvenirs as well.



Manage your spending with a Disney gift card. Place only the amount that you want to use for souvenirs and/or food onto the card.

## MERCHANDISE

To stay on budget, opt for inexpensive gifts like magnets and pens.

Past festivals had sales on the final weekend—great for Flower & Garden shoppers!

Festival Market vendors may offer discounts—ask, as some give 10–20% off for Annual Passholders.



## GIFT CARDS

Disney's mini gift cards with attached stretchy wristlets make paying at EPCOT's Flower & Garden Festival easy. Grab one at Festival kiosks or use any Disney gift card for food and drinks.

## SHOPPING TIPS

Save 5% on Disney gift cards with a Target Red Card and use them for vacation purchases.

The Disney Store often has big sales—check online before splurging in the parks.

Orlando visitors can find discounted Disney merch at Character Warehouse outlets.

# BUDGETING TIME

Sometimes it's time constraints that keep you from truly enjoying yourself at the Festival. With so much to do, how do you decide?

Our Festival Schedule and Touring Strategies will help you create an itinerary so that the Flower and Garden Festival can fit into your Walt Disney World vacation plans!

## RECOMMENDATIONS

Dedicate at least half a day to savoring the Outdoor Kitchens and exploring the art displays.

For fewer crowds, visit on a weekday and start at 11 AM in World Showcase.

If you have multiple days, use the food booths for a midday meal—spend your morning at a favorite park, then hop to EPCOT for an afternoon of delicious bites before enjoying your evening wherever the magic takes you!





## AVOIDING LINES

Stepping into an EPCOT festival can be instantly overwhelming. There are tons of people heading in all different directions and with so much to do you might not know where to start!

The Outdoor Kitchens are very popular at the Flower and Garden Festival, which means you need to be cunning to avoid the long (sometimes very long – upwards of 20 minutes or more) waits to order.

We want to reiterate the importance of visiting on a weekday, starting at 11AM or 11:30AM, if avoiding crowds is your top priority.

Because most EPCOT guests arrive through the front entrance, visiting the booths at the back of the World Showcase (near the American Adventure) first might give you a reprieve from the crowds until they make their way to the other side of the Lagoon.

We know from experience that BRUNCHCOT, The Citrus Blossom, and Fleur de Lys will be very popular. While those aren't the only popular booths, we can almost guarantee that they will have lines form very quickly. Consider visiting these booths first, then leaving the less popular booths for later in the day.



**Stay close to the festival. With a room at a nearby resort, you'll be able to travel quickly to and from the festival offerings.**

# DISNEY DINING PLAN

You can now purchase and use the Dining Plan all around Disney World. At the Festival, many locations will accept your snack credits (just watch for the purple DDP symbol on the menu).

## DISNEY DINING PLANS

Let's break the new Dining Plan down a bit first. There are two plan options—[the Quick Service Dining Plan](#) and [the Standard Disney Dining Plan](#).

The Quick Service Dining Plan is the cheaper of the two, but you do not get any table service meal credits.

Whereas, the Standard Disney Dining Plan gives you one Table Service and one Quick Service meal credit per day you purchase the plan.

Both plans come with one snack credit per day.

## SNACK CREDITS

To save money, use your snack credits wisely at the Outdoor Kitchens. While there are many food and beverages that can be purchased with a snack credit, you'll get the most value by purchasing the most expensive, DDP eligible dishes.



# FESTIVAL SHOPPING

## FESTIVAL MERCHANDISE

Whether you enjoy buying, browsing or both, perusing the shelves for **Flower & Garden merchandise** is another fun activity at the festival.

## LOCATIONS

At Creations Shop and festival markets throughout EPCOT you can find festival exclusive merchandise.

Select **festival merchandise** is also available on shopDisney.

## COLLECTIONS

This year, **merchandise collections** include Orange Bird, Spike the Bee, and Annual Passholder exclusives.

The Annual Passholder exclusives include t-shirts, mugs, bags, and more!



## SPRING MERCHANDISE

While not exclusive to the Festival, spring-inspired merchandise is popping up on store shelves.

Look for flowers, bunnies, and more!

Tip: Peruse the shelves in the Mexico Pavilion for glassware, jewelry, backpacks, and more.



## FUN FACT

### Orange Bird Inspiration:

Did you know that the Orange Bird merchandise collection was partly inspired by the gopher in “Donald’s Garden,” a 1942 Donald Duck short film?

Yep, you’ll notice that Orange Bird is similar in size and shape to not only Chip and Dale but also that hungry little gopher.



# DISNEY WORLD GARDENS

## LANDSCAPING

Throughout Walt Disney World, landscaping serves as a huge part of the overall atmosphere.

Keep an eye out for these imaginative elements during your vacation at the parks and resorts.

If you have extra time to explore, depart EPCOT via the International Gateway and take a leisurely walk through the gardens at the nearby hotels.

For extra family fun, play a round of golf at Fantasia Gardens!

However, if you're touring only EPCOT, take some time to wander off the beaten paths to explore the intricate and gorgeous details of the gardens of EPCOT.



# GARDENS OF EPCOT

## CANADA PAVILION

Victoria Gardens shows off design elements from the popular Butchart Gardens in British Columbia. Evergreens add an element of grandness among the more subtle texture of cedar, maple, and birch trees. Over forty different varieties of flowers add to the overall palette of beautiful colors. Shrubs and other coarser plants are always well-groomed in this peaceful landscape.

This is a wonderful diversion during an EPCOT day.

## CHINA PAVILION

A lily pond and garden retreat welcome guests to the China Pavilion. Wisdom and age are celebrated with corkscrew willow and weeping mulberry trees.

Many spots here make for a serene escape from the crowds in World Showcase.

## FRANCE PAVILION

In this urban ambiance, Bradford pear, crape myrtle, Lombardy poplar, and sycamore trees are some of the featured greenery. Colorful begonias and other flowers bloom all year creating an atmosphere of springtime in gorgeous Paris.

We love the geraniums that hang from cosmopolitan lamp posts.





## GERMANY PAVILION

Red, pink, and lavender flowers flourish in pots, hanging baskets, and window boxes. Throughout the changing seasons, look for geraniums, begonias, roses, and poinsettias. Throughout the pavilion, look for Leyland cypress and sycamore trees.

## ITALY PAVILION

The opulent gardens found at elegant 16th century Italian Renaissance villas were the inspiration for elements of this showcase. Look closely and you'll see Italian cypress and olive trees. Draped bougainvillea, potted plants, and hanging baskets add to the overall charm of the piazza. Vibrant colors are added with the use of vinca and other flowers.



## JAPAN PAVILION

The use of Japanese cedar, maple, yew, and privet highlight the authentic nature of this well-pruned landscape. Find the bamboo grove and collection of bonsai.

We love the beauty of the raked gravel in the dry rock garden where dwarf mondo grass has been meticulously planted.

**Fun Fact:** The white stone lantern was gifted to Roy O. Disney by the Japanese government during the 1971 opening of Walt Disney World!



## MEXICO PAVILION

The Mayan temple can be seen as you approach this pavilion, yet a closer look reveals the lush jungle-like landscape that surrounds it. The towering fan palms and colorful blossoms add to the beauty of this tropical garden.

Get a margarita and find some shade here.

## MOROCCO PAVILION

Citrus and banana trees have been planted in the Moroccan courtyard. The stately date palms look beautiful in this tropical oasis.

## NORWAY PAVILION

Cobblestone streets are shaded by maple, birch, and oak trees and evergreens give the atmosphere of a Norwegian pine forest. Take in the beauty of Norway woodlands!

## UNITED KINGDOM

Stroll through this enchanting area with a common area inspired by London's Hyde Park and a perennial garden next to Anne Hathaway's Cottage.

Don't miss the herb garden shaded by a beautiful red maple.

Hedges are expertly sculpted around gardens of English ivy. More formal beds contain miniature roses and English hawthorn trees.





## WORLD CELEBRATION GARDENS

World Celebration Gardens is the area just behind Spaceship Earth. This area debuted December 5, 2023.

As EPCOT's central park, five garden areas feature seating, charging outlets, shade, and gorgeous greenery. Look for light displays at night!

Disney Imagineers made allowances for change (like when the EPCOT festivals change seasonally). To compensate for that, planters were strategically placed around the gardens along with the cascading array at Dreamer's Point that can be activated in the future if something is dreamed up to coincide with a specific festival.

Don't miss the Walt Disney statue!





## JOURNEY OF WATER

**Journey of Water** is an attraction—the first ever inspired by Moana—in EPCOT’s World Nature. This experience officially opened on October 16th, 2023.

Explore this lush trail featuring interactive water experiences.

At 15 feet tall and comprised of over 3,000 pieces of foliage, the stunning sculpture of Te Fiti is a true highlight of Journey of Water!





# EPCOT AREA GARDENS

## BOARDWALK INN

Stroll the BoardWalk Inn's charming rose garden day or night—or make your trip extra special with a Garden Suite stay!

## YACHT AND BEACH CLUB

Situated in the rose garden at Disney's Yacht Club, the Wedding Gazebo offers a welcoming respite.

## FANTASIA GARDENS

**Fantasia Gardens** is a miniature golf course boasting whimsical scenes and fun fountains throughout the 18 family-friendly holes.

