

DFB'S GUIDE TO THE EPCOT  
**FESTIVAL OF THE  
ARTS**



**AJ Wolfe & the DFB Team**



# FESTIVAL INTRODUCTION

EPCOT festivals are unmatched. Where else can you eat and drink delicious offerings from cultures worldwide, experience iconic attractions, and catch some seriously cool entertainment?

Each festival brings something unique, and the [2026 EPCOT International Festival of the Arts](#) promises to be a great time filled with food presentations, concerts, and artwork. In fact, this event celebrates three artistic disciplines: Culinary, Visual, and Performing Arts.

So, if you're vacationing at Walt Disney World from January 16th–February 23rd, you'll definitely want to schedule some time to explore EPCOT's Festival of the Arts.

## OVERVIEW

With your regular park admission, the Festival of the Arts offerings provide extra value to your EPCOT day.

Remember: Annual Passholders must have an EPCOT reservation unless visiting after 2PM or on a good-to-go day (blockout dates apply).

Once you're in the park, the festival's live shows and galleries are free to enjoy, but food, beverages, and select activities have separate costs. Pick up your Festival Passport at the map kiosk near EPCOT's entrance.

At the entrance, you'll also find paint-themed decorations in front of Spaceship Earth, a great spot for a photo.

Guests will find incredible dishes, exclusive to this festival and unlike anything at the other EPCOT festivals. But if you're only going for the food, you're missing the heart of the Festival of the Arts.

*Join us on this artistic adventure!*

# FESTIVAL TIPS



## GIFT CARD

Use a wristlet gift card. You'll stick to your budget (especially after a few adult beverages) and keep your hands free for carrying plates and glasses!



## SCHEDULE

Schedule—more than one day if possible! You'll get to sample more eats. Don't make any Advance Dining Reservations for these days of grazing.



## SHOWS

Take a snack (or meal) to one of the shows where you can relax while indulging in your tasty selections!



## FESTIVAL PASSPORT

In your **Festival Passport**, make notes of the food that you loved so that you can return for additional bites, and keep track of booths that you skipped so you can visit them later.

Strategize ahead of time with the booth menus in this guide.

The Passports also provide information on all the daily ins-and-outs of the Festival.



## EAT AROUND THE WORLD

One of the most popular things to do at the Festival is snacking at the International Food Studios, and we love it, too.

Skip lunch at a Quick Service or Table Service restaurant and opt for grazing at the Food Studios.

Got the Disney Dining Plan? Save up those snack credits and try some delicious menu items at the booths.

Experience eats (and sips) you've never seen or tasted before while strolling around one of Disney World's most beautiful theme parks.

## EXPAND YOUR HORIZONS

There are lots of opportunities to sample new foods, beers, wines, and spirits at the Festival. Take the chance to try something you've never had before—it doesn't cost a lot to try new things at the World Showcase booths.

## STAY HYDRATED

Some of the gorgeous frozen beverage options at the booths are extremely tempting. Don't forget to drink lots of water, too. Orlando can get mighty hot any time of year.

## BRING A TRAY

We always advocate bringing along a cheapie plastic tray if you're planning to put in a serious touring day.

With a tray, you can order multiple items at the Food Studios, then head to an indoor, air-conditioned location with comfortable seating to dig in.

Just stick it into your park bag when you're done with it. Easy peasy, and so useful! We also have some other helpful items that you may want to pack as well, to help you make the most of your Festival days.



Share with a friend! You'll get to sample many more dishes and spend less, too.

# FESTIVAL HISTORY

Established in 2017, the EPCOT International Festival of the Arts began as a weekend-only event to draw visitors to Walt Disney World during these colder, less crowded months.

In its second year, the festival began running seven days per week.

With Disney chefs working year-round, this festival showcases food as an art form and quickly grew in popularity from eight food kiosks to this year's 18+ locations.

At the 2019 festival, guests took in a new addition—the many chalk drawings around World Showcase.

As of 2020, Disney added the Wonderful Walk of Colorful Cuisine.

In 2023 a new booth debuted—Figment's Inspiration Station at the Odyssey: Art, Food, and Little Sparks of Magic.

This winter festival should be on your list of must-do things in Walt Disney World.



# TRAVELING TO EPCOT

## FROM WDW HOTELS

If you're staying at a hotel on Walt Disney World property, you can get to EPCOT by taking a [Disney Transport bus, boat, Disney Skyliner, or monorail](#) from your resort to the theme park directly.

You can also use your personal vehicle, of course. If you're staying at an EPCOT resort area hotel within walking distance (Disney's BoardWalk or Yacht and Beach Club resorts, or Walt Disney World Swan and Dolphin resorts), you can simply walk or take a Friendship boat to EPCOT's International Gateway!

## PARKING

Don't forget to take a picture of where you parked. Better yet—use the Car Locator tool inside the My Disney Experience app.

Walk or take a tram to the park entrance.

## DISNEY SKYLINER

Walt Disney World's newest form of transportation, the Disney Skyliner, connects EPCOT (International Gateway entrance) and Disney's Hollywood Studios with several Disney Resorts including Caribbean Beach Resort, Pop Century and Art of Animation Resorts, and Disney's Riviera Resort.

Guests at these Resorts should check with Cast Members to determine when Skyliner is likely to begin operating each day.

Typically you can expect **sections of the Disney Skyliner closed for maintenance for 5-7 days in mid to late January. In 2026, the Skyliner will be closed January 25-31, 2026.**



## FROM RESORTS/PARKS

If you're not staying at a hotel on Walt Disney World property OR are already in Walt Disney World at another resort or theme park, you can take Disney transportation to EPCOT from any Disney hotel or theme park.

If you have parked your personal vehicle at another park and are hopping to EPCOT for the festival, bring your parking receipt so you won't have to pay to park a second time.



## MINNIE VANS

**Minnie Vans** are a Lyft-operated rideshare vehicles designed to look like Minnie Mouse!

They provide direct and private transportation around Disney World property.

To book one, use the Lyft app and select Minnie Van as your option.





# Disney FROZEN

THE HIT BROADWAY MUSICAL

## DISNEY ON BROADWAY

### OVERVIEW

EPCOT is bursting with live **performances and acts** to celebrate the Performing Arts!

Be sure to refer to the Event Guide at EPCOT or the **My Disney Experience app** during your specific visit, as the Festival will continually offer new experiences.

### DISNEY ON BROADWAY

The **Disney on Broadway Concert Series** is back for 2026!

The concerts feature performances by some of Broadway's most accomplished actors and actresses singing some of Disney's most beloved songs.

### LOCATION

America Gardens Theatre,  
The American Adventure Pavilion

### TIME

The performances take place at 5:30PM, 6:45PM, and 8PM on each night throughout the Festival.





# PLAZA PERFORMANCES

Located right outside CommuniCore Hall, the CommuniCore Plaza stage hosts a fantastic lineup of performers throughout the day, bringing music, dance, and artistry to life in true Disney fashion.

And there's nothing better than enjoying a live show with a delicious festival snack in hand. So grab a treat from a nearby Food Studio, and snag a spot. This is perfect time for taking a break, soaking in the festival vibes, and letting the magic unfold around you.

At the Plaza stage you can catch the following acts and entertainers:

- Live music
- Visual Art in Performance

## VISUAL ART IN PERFORMANCE

Ever wanted to watch a painting come to life before your eyes in minutes?

You can do that with Visual Art in Performance at CommuniCore Plaza, where artists quickly create some incredible pieces of Disney art!

Performances will take place in World Showcase Plaza on Thursdays through Sundays at 12:40pm and 4:00pm

Make sure to use the My Disney Experience app for specific showtimes.



# CHALK ART

## OVERVIEW

The Visual Arts are celebrated throughout EPCOT in a myriad of exhibits and hands-on experiences, along with a few more artistic touches along the way!

Be sure to pick up and refer to the Festival of the Arts Passport at EPCOT during your specific visit.

The Featured Exhibits put the spotlight on Disney Iconic Artists and Disney-Inspired Original Art.

## CHALK ART GALLERIES

Check out the Walking Chalk Gallery—where artists create gorgeous art pieces in chalk—typically found on the walkway from World Celebration towards World Showcase.

You'll likely even happen upon some VERY unique and impressive 3D Chalk Art.

A spot will be designated showing you where you stand so you can become part of the artwork and pop out of these detailed scenes!

This year, Leigh Alfredson, The Chalk Teacher, who is a professional street painter and teacher from the Orlando, Florida area has returned with her team.


This year, a handful of artists started prior to the Festival (on January 15<sup>th</sup>, 2026) and there were 2 pieces of art created before the Festival began.

**Plan on enjoying the chalk art along the bridge to World Showcase throughout the Festival!**

## CHALK FULL OF CHARACTER

There are all kinds of amazing **details hidden** within each World Showcase country that you can view on any ordinary day in EPCOT, but during the Festival of the Arts, the countries get some extra special hidden pieces of art that you won't want to miss!

Keep your eyes peeled for extra little bits of art featuring beloved Disney characters in unexpected corners throughout the World Showcase pavilions! You might just find Groot, Remy & Emile and over 25 other characters!!



Essentially, it's a mini (and FREE) scavenger hunt that you can do around the World Showcase pavilions.


In most of the pavilions you'll find a special chalk drawing of a Disney character (or two or three).

How many drawings will you find? You'll have to make your way through each of the countries to find out!

They're **“Chalk Full of Character!”** This activity is free... and FUN!

All you need are your walking shoes and a keen eye for your favorite Disney pals.





## ANIMATION ACADEMY

Experience the magic of Disney animation at this fun and informative drawing class taught by actual Disney artists. (Paper and pencil are provided for this complimentary art session.)

These classes take place in the America Gardens Theatre at 12:30PM and 1:30PM daily. Instructing artists are:

- Luke Consolo
- Matthew Dewater
- Justin Dring
- Will Gay
- Hannah Loflin
- Alex Maher
- Michael Montgomery
- Fidel Santiago
- Sarah Schmidt
- Lon Smart

Like The Animation Experience at Disney's Animal Kingdom's Conservation Station, an actual Disney artist will teach you how to draw a Disney character.

Even for anyone whose drawing skills aren't exactly Disney-ready, it's still an "A" for effort! And "A" for animation!

A drawing board, pencil, and paper will be provided, and you get to keep your drawing as a souvenir.



# ARTISTS

## ARTISTS GALLERIES

As you roam the park, browse through the Artist Galleries. While artwork is for sale, you can also have a wonderful time just browsing the inspiring artwork. Yep, without pulling out your wallet, you can take a look at HUNDREDS of art pieces.

Many artists will also be available for signing sessions, so if you purchase a piece of their work, you could walk away with a signed keepsake—talk about a one-of-a-kind Disney souvenir!

## ARTIST APPEARANCES

Artists appear at their own booths and shared booths across EPCOT and the schedule changes for each day.

You can view the entire schedule in the My Disney Experience app, or [at this link](#).

Be sure to check out the full schedule to see if your favorite artist will be available when you visit the festival.

In addition, you'll also be able to watch artists working LIVE on stage doing their thing—so if you've ever wanted to witness an artist at work (quickly), here's your chance!

These galleries, artists, and merchants are subject to change.





# ACME ARCHIVES

## OVERVIEW

Select artists will make appearances at this gallery near The American Adventure Pavilion. ACME Archives artists create artwork inspired by Marvel and Lucasfilm productions.



## ARTISTS

- Al Abbazia
  - January 16-19
- Chris Dee
  - January 16-19
- Andrew Gomez
  - January 21

## ARTISTS

- Danny Haas
  - January 23-25
- Joe Hogan
  - January 30 & 31 and February 1 & 2
- J.J. Lendi
  - January 23-26
- Jenna McMullins
  - January 28
- Tina Quiri
  - January 30 & 31
- Tricia Buchanan-Benson
  - February 6-9
- Jodie Rae Charity
  - February 17-19
- Candice Dailey
  - February 3-5
- Karen Hallion
  - February 13-16
- Brandon Kenney
  - February 13-16
- Tina Quiri
  - February 1 & 2
- Rob Surette
  - February 20-23
- Brent Woodside
  - February 10-12
- Kayla Woodside
  - February 10-12



# DAVE AVANZINO

## OVERVIEW

Dave Avanzino is a Southern California-based artist renowned for his 3D mixed-media paper sculptures in shadowbox frames, creating unique Disney-themed artworks for over two decades.

He will make appearances at this gallery in EPCOT's Italy Pavilion from January 16 to 31 and February 1, 6-8, and 13-23.





# DAVID DOSS

## OVERVIEW

David E. Doss is a North Carolina-based artist renowned for his nostalgic realism. His Disney-themed watercolor paintings capture the magic of Disney parks and characters, often featuring beach scenes and iconic landmarks.

He will make appearances at this gallery near Creations Shop on January 16-19, 22-25, and 29-31 and February 1, 5-8, 12-16, and 19-23.





# DISNEY FINE ARTS

## OVERVIEW

Select artists will make appearances from Noon until 6pm at this gallery in World Celebration.

## ARTISTS

- Tony Baxter
  - January 22-25
- Arienne Boley
  - January 29-31 and February 1 & 2
- Trevor Carlton
  - January 16 -31 and February 1-3 and 12-23

## ARTISTS

- Dom Corona
  - January 16 -19 and February 1, 3, 10 and 12-23
- Eric Doggett
  - January 29-31 and February 1-3
- JC Richard
  - January 16-31 and February 1 and 12-23
- Tim Rogerson
  - January 16-31 and February 1-23
- Michelle St.Laurent
  - January 16-20, 22-27 and 29-31, and February 1-3, 5-16, and 19-23
- Eric Tan
  - January 16-19
- Liana Hee
  - February 12-16
- Beau Hufford
  - February 18-23
- Bret Iwan
  - February 5-8
- Denyse Klette
  - February 6-12
- Paige O'Hara
  - February 12-16






# DISNEY GALLERY ARTISTS

## OVERVIEW

These Disney Gallery artists can be found near the Morocco Pavilion.



## ARTISTS

- Fenway Fan
  - January 16-21
- Jerrod Maruyama
  - January 16-21
- Yessinia Moises
  - January 16-23 and February 18-22
- Doug Bolly
  - January 22-26
- Maria Stuckey
  - January 22, 25, 29 & 31, and February 1, 5, 20 & 21
- Will Gay
  - January 23, 24, 30 & 31 and February 1
- John Quinn
  - January 24, 25 & 30
- Morgan Ditta
  - January 28-31 and February 1, 2, 6-8 & 16
- Ryan Riller
  - February 12 & 14-22



# DISNEY GALLERY ARTISTS

## OVERVIEW

Disney Gallery artists can be found between Japan and Morocco Pavilions.

## ARTISTS

- Mark Page
  - January 16-18
- Miss Mindy
  - January 16-20
- Jason Ratner
  - January 16, 18, 24, 25, 31 and February 1, 11, 14, 15, 18, 21 & 22
- Alex Maher
  - January 17, 22 & 27 and February 21
- Kenny Yamada
  - January 19-23
- Larissa Brown
  - January 20-24
- Steve Thompson
  - January 23-25
- Rosana Iarusso
  - January 29 and February 6, 8, 14 & 15
- Stacey Aoyama
  - January 31 and February 1-5





# McCULLOUGH ART

## OVERVIEW

You'll find fan-favorite McCullough Art located near the Italy Pavilion January 16-18, 23-25, and 30-31 and February 1, 3-8, 10-15, and 17-22.

Look for Hidden Mickeys in their artwork!

## GREG AND NATH

Check the artist schedule for appearances by Greg and Nath.





# NOAH FINE ART

## OVERVIEW

Noah Fine Art is located near the Germany Pavilion January 16-31 and February 1-23.

## ARTIST

Look for accomplished artist, Noah Elias, on select days! He's an Orange County, CA native and grew up going to Disneyland.





# PROMENADE FINE ARTS

## OVERVIEW

Select artists will make appearances at this gallery near CommuniCore Plaza

## ARTISTS

- The Art of Oz
  - Jan 22 to 25
- Angel Alvarez
  - Jan 29 to 31 and Feb 1
- Wendy Angle
  - Jan 29 to 31 and Feb 1
- Karin Arruda
  - Feb 5-8
- Tato Athayde
  - Jan 29 to 31 and Feb 1
- Steve Barton
  - Jan 29 to 31 and Feb 1 and 5-8.
- Steven Fishwick
  - Jan 16 to 18
- Jared Franco
  - Jan 16 to 18, and 22 to 25
- Rodel Gonzalez
  - Jan 16 to 18, and 22 to 25
- Armando Hevia
  - Jan 16 to 18
- Denyse Klette
  - Jan 29 to 31
- Michael Maiden
  - Jan 29 to 31 and Feb 1
- David Miller
  - Jan 16 to 18, and 22 to 25
- Ben Olsen
  - Jan 22 to 25
- Orlando Quevedo
  - Jan 22 to 25
- Jim Warren
  - Jan 29 to 31 and Feb 12-15 and 19-22
- David Wight
  - Jan 29 to 31 and Feb 1
- Ducky Williams
  - Jan 16 to 18
- James Coleman
  - Feb 19-22
- Wil Cormier
  - Feb 12-15
- Bob Docette
  - Feb 5-8
- Walfrido Garcia
  - Feb 12-15
- Denyse Klette
  - Feb 1
- Jacinthe Lacroix
  - Feb 12-15 and 19-22
- Jenny Lanna
  - Feb 12 to 15 and 19-22
- Tom Matousek
  - Feb 19-22
- Elena Penkova
  - Feb 5-8
- Adam Rote
  - Feb 12-15 and 19-22
- Jean Salvatore
  - Feb 5-8
- Luis Sottit
  - Feb 1, and 5-8



# ROB KAZ ART

## OVERVIEW

Artwork from Rob Kaz can be found near Port of Entry featuring Pandora Jewelry on January 16-19, 22-16 and 29-30, as well as February 1 & 2, 5-9, 12-16, and 19-23.

## ARTIST

Rob Kaz will showcase original paintings, as well as some old favorites in UK.

Check the artist schedule for appearances by Rob Kaz.

He will be creating live-painted studies that you can purchase!





# SCOOTER

## OVERVIEW

Scooter is a painter, illustrator, and former Disney animator with a passion for all things mid-century modern.

You can find Scooter near the Germany Pavilion January 16-31 and February 1-23.





# THOMAS KINKADE STUDIOS


## OVERVIEW

Select artists will make appearances at this gallery near EPCOT's Creations Shop.

## ARTISTS

- Francisco Caballero
  - January 16 to 18
- Sam Kennedy
  - January 16 & 17
- Zac Kinkade
  - January 16-25 and February 19-23
- Jenna McMullins
  - January 22, 25 & 29 and February 1, 5, 8, 12, 15, 19 and 22
- Monte Moore
  - February 14-18
- Allison Rook
  - January 21, and 29-31 and February 1-15
- Taylor Summerlin
  - January 16-31 and February 1-23
- Scott Smith
  - January 16-20

- Kyree Tilsher
  - January 16, 18 & 19, 23 & 24, 26-28, and 30 & 31 and February 2-4, 6, 7, 9-11, 13, 14, 16-18, 20, 21, and 23
- Dirk Wunderlich
  - January 16-31 and February 1-23



# WILLIAM SILVERS


## OVERVIEW

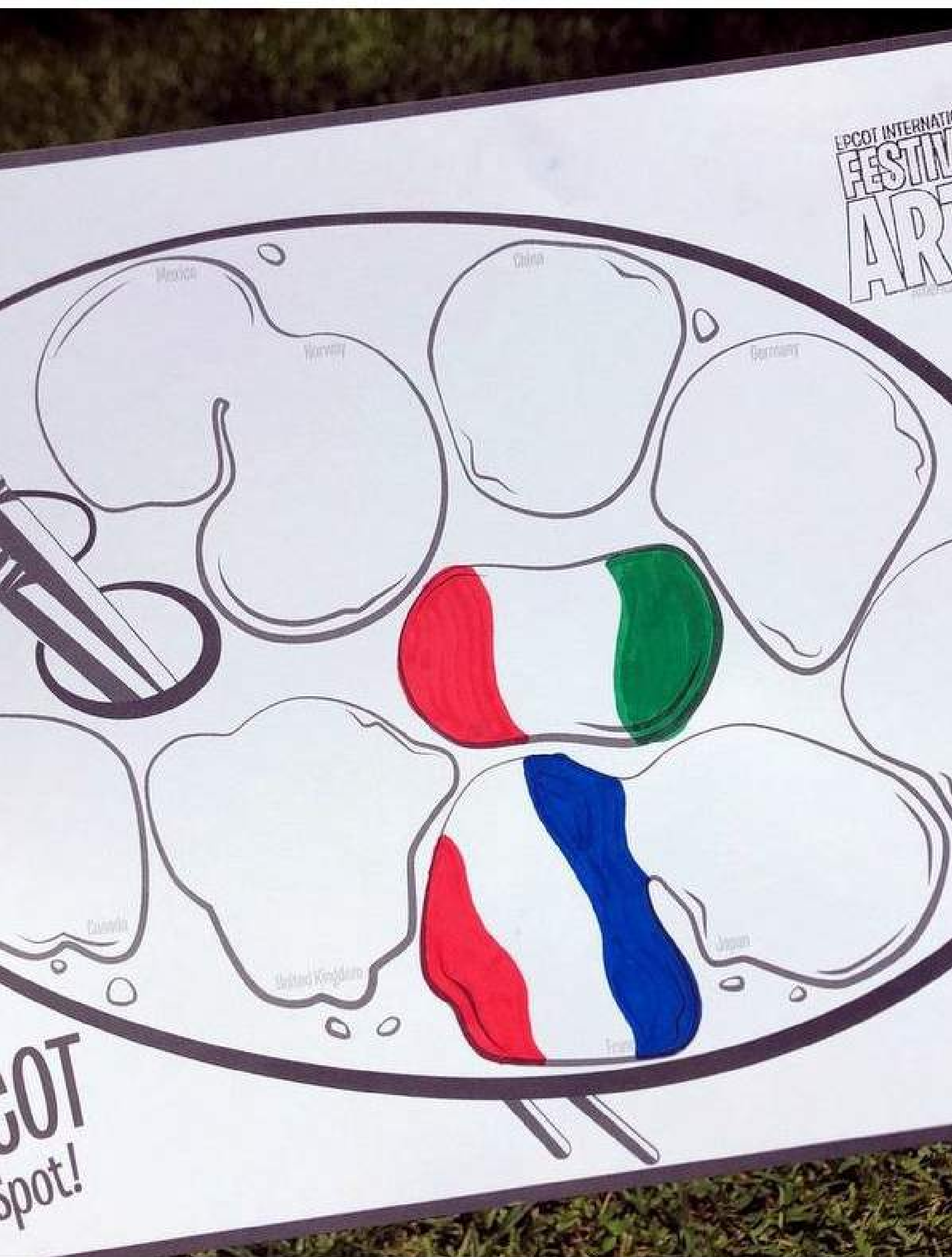
William Silvers is showcasing his artwork near the Italy Pavilion January 16-18, 21-25, and 28-31, as well as February 1, 4-8, 11-15, and 18-22.

## ARTIST

In 1995, William Silvers started working at the Walt Disney Feature Animation Studios. Adapting his painting skills in fine art to filmmaking, he helped to create memorable backgrounds for many Disney classics.

For over two decades, his art has been featured throughout the Disney theme parks.





Additional Festival fun is in full force all over EPCOT for the Festival of the Arts. One fun part of Festival of the Arts is all of the interactive elements. Let's take a look at some of these memorable diversions.

## KIDCOT FUN STOPS

KidCOT Fun Stops are a free offering year-round at EPCOT where kids can learn about the World Showcase pavilions through fun activities.

## KIDS' CHALK ART

Families can visit the Kids' Chalk Art area in World Nature, near Figment, on the walkway between real nature and World Celebration, from 11AM-5PM, where kids will be able to create chalk art with the whole family!

It's so fun to see the creations!

## CHARACTER APPEARANCES

Characters greet guests alongside their own unique artwork.

Don't miss seeing your favorites!



## ONCE UPON A STAGE: 30 YEARS OF DISNEY ON BROADWAY

CommuniCore Hall, EPCOT's festival center will be the place to

“experience the magic of Broadway both on and off the stage in this walkthrough exhibit celebrating three decades of **Disney on Broadway**.

Discover costumes and props from your favorite stage musicals, then venture behind the scenes to see how the classic animated films “The Lion King” and “Aladdin” were reimagined for the Broadway stage.”





## LORCANA TRADING CARD GAMES

**New to the Festival of the Arts in 2026,** there will be a new event with Lorcana Cards that guests can participate in! (In case you're not already familiar with Disney Lorcana, you can read all about it [here.](#))

In **Collection Quest**, players will “open Disney Lorcana booster packs and trade cards with other Guests in the Illumineer’s Lounge in the Morocco Pavilion. Once you’ve collected your 4 cards, you’ll receive a limited-edition Magical Places promo card.”

In the **Ink & Find Scavenger Hunt**, players will “discover magical, larger-than-life trading cards scattered throughout EPCOT. Find cards, match them to the special ink stickers on your map, and you’ll receive an additional limited-edition Magical Places promo card.”



Want to play? Instructions to get started at the Festival of the Arts are as follows:

1. Pick up a complimentary Festival Questbook on the bridge to World Showcase. These will be available throughout the day starting at 9AM, while supplies last.
2. Follow the instructions in the Festival Questbook for both activities.
3. When you’ve finished the activity, you can pick up your Magical Places promo cards from the Illumineer’s Lounge in the Morocco Pavilion, or from Figment’s Inspiration Station at The Odyssey.



## PHOTO OPS

“Picture yourself” in famous works of art at special [Photo Op locations](#) throughout EPCOT.


You can find these step-in frames:

- **International Gateway:** Luncheon of the Boating Party–Pierre-Auguste Renoir
- **The American Adventure:** Washington Crossing the Delaware–Emanuel Gottlieb Leutze
- **Between Italy Pavilion and Germany Pavilion:** Mona Lisa–Leonardo da Vinci;
- **Between Italy Pavilion and Germany Pavilion:** The Scream – Edvard Munch
- **Bridge to World Showcase:** Tea time with penguins scene from Mary Poppins
- **Bridge to World Showcase:** Sleeping Beauty
- **Bridge to World Showcase:** A Disney Lorcana Trading Card Game photo op, featuring a scene from Fabled

Disney PhotoPass photographers will be present to capture you in a masterpiece moment.

These photo ops are always entertaining, but they also give you a way to interact with some of the most famous works of art of all time.

# PHOTO OPS LOCATIONS



1. Luncheon of the Boating Party–Pierre-Auguste Renoir
2. Washington Crossing the Delaware–Emanuel Gottlieb Leutze
3. Mona Lisa–Leonardo da Vinci;
4. The Scream - Edvard Munch
5. Tea Time with Mary Poppins
6. Sleeping Beauty
7. A Scene from Fabled, One of Disney Lorcana sets



## TRAIN STATION

Check out the [little train village](#) near the Germany pavilion.

The town there changes out their mini flags to correspond with the EPCOT Festival going on at that time—it's a special hidden detail you can show off to your friends!





## EXPRESSION SECTION

A fun and free activity is the **Interactive Mural** located on the walkway between World Showcase and the Imagination! Pavilion.

Guests are invited to **paint a small piece of a GIANT paint-by-number mural.**

These murals change throughout the Festival, so be sure and see which one is in the works during your trip.

You can get in on the artsy activity by picking up a paintbrush and paint at Expression Section: A Paint by Numbers Mural from 11AM to 5PM daily, weather permitting.

Then you'll head to your assigned number and paint a few squares in the massive mural.

For those of us who fancy ourselves a Monet-in-the-making, being able to paint at a Disney World art festival is memorable.




# BEACON OF MAGIC

## SPACESHIP EARTH

After the sun goes down, you'll also be able to catch a special show on Spaceship Earth that's exclusive to the festival!

There are a few light spectacles displayed on Spaceship Earth throughout the night, but the most notable are the Muppets' "Rainbow Connection"—appropriate for a Festival full of rainbows and colors and one celebrating Figment.



# SCAVENGER HUNT

Are you bringing a little budding artist to the Festival of the Arts? Children (and adults!) can search for Figment located around World Showcase with [Figment's Brush with the Masters Scavenger Hunt!](#)

To start, you'll need to buy your map for \$11.99 plus tax at Disney Traders, Creations Shop, or World Traveler.

Find Figment hiding inside famous works of art. Every time you find Figment, add the corresponding sticker to the pavilion on your map.

By the last day of the Festival, take your completed map to Disney Traders, Creations Shop, or World Traveler for an "artful" surprise!

There are [four prizes to choose from](#); the prize is a sticker activity sheet. Note that this scavenger hunt and its prizes are only available while supplies last, so that's something you'll want to keep in mind.

This is a fun activity to complete during your day + another fun activity to take home = win/win!





## TOURING STRATEGIES

If you're new to the festival or are trying to figure out how to fit it all into your schedule, it's easy to get overwhelmed.

We've created customized touring strategies that point you in the right direction! These offer suggested activities based on what's important to you.

### THE NEW STUFF

- ✦ Check out the **kiosks and Creations Shop** for *new* Festival of the Arts merchandise.
- 🍌 Use our **“Just the *New Stuff*” Food Crawl** to plan your must-try bites!
- 🎤 Catch an **evening show** and see a **“*new-to-you*” musical act** from this year's free festival entertainment lineup.



Morning



Afternoon



Evening



By planning ahead, you can make the most of your limited time at this popular festival.



# TOURING STRATEGIES

## ONE-DAY STRATEGY

- ✦ If you already have a plan, flip through the **Festival Passport** while waiting in ride queues to fine-tune your day.
- ✦ Pick your priorities: choose a few **Food Studios**, explore **festival artwork**, and **consider a tour** (if offered during your visit).
- ✦ Prep ahead by **checking the full menus and many food photos on Disney Food Blog** so you know what's worth your time.
- ✦ Build in extra time for **shopping and a few classic EPCOT attractions**.
- ☾ **Hit the International Food Studios right when** they open (11AM)—especially on weekends—to avoid lines and save time.
- ☾ Treat it like **“eating around the world” for lunch**, and plan to grab 3–4 food items per meal.
- ☾ No lunch reservation? Use the afternoon for **free festival experiences** (art + entertainment).
- 🎤 Take an evening stroll over to **Disney's BoardWalk** if you want a change of scenery.
- 🎤 Before you leave, make time for **Spaceship Earth** as a final EPCOT moment.



Morning



Afternoon



Evening



# TOURING STRATEGIES

TWO-DAY STRATEGY

## DAY ONE

- ✦ **Skim the Festival Passport** and lock in your priorities for the day.
- ✦ **Start in World Showcase** and get ready to hit booths once they open.
- ☀️ **Tour the International Food Studios** like it's your main event (this is your "eat around the world" day).
- ☀️ Add in **art + shopping as you go** (kiosks, Creations, galleries).
- ☀️ Try one of the DFB **Festival of the Arts booth crawls**.
- 🎤 **Catch at least one live performance** before you leave.
- 🎤 Finish with one more booth **stop for a "best bite" repeat**.

## DAY TWO

- ✦ Arrive early and **prioritize EPCOT's popular rides** while crowds are lower.
- ✦ Use queues + downtime to **decide what you're repeating vs skipping today**.
- ☀️ Focus on the Festival of the Arts **activities you didn't fit on Day One** (interactive stuff + exploring).
- ☀️ Circle back for **Food Studios you missed OR re-buy your favorites** without feeling rushed.
- ☀️ **Take a couple rest breaks** to keep the day easy.
- 🎤 **Make tonight your "entertainment night"** – see another musical act or performance you skipped.
- 🎤 End with a slow final lap for **shopping + last bites**.



Morning



Afternoon



Evening



# TOURING STRATEGIES

## KIDS STRATEGY

- ★ Arrive early and knock out kid-favorite rides before festival crowds build: **Soarin', Frozen Ever After, Remy's Ratatouille Adventure, Journey Into Imagination, and The Seas with Nemo & Friends.**
- ★ **Grab a Festival Passport** and turn it into a game: challenge kids to try something at every booth, then add the sticker after each one.
- ☾ Look for the festival's interactive exhibits (often hands-on): **chalk art, drawing a Disney character, or other kid-friendly activities.**
- ☾ **Hit the Food Studios right at 11AM** for lunch to avoid lines (and avoid bored-kid meltdown energy).
- ☾ If the grown-ups are still snacking around World Showcase, **let kids do Figment's Brush with the Masters Scavenger Hunt.**
- 🎤 Check wait times in the My Disney Experience app and **let the kids pick a few favorites to repeat.**
- 🎤 End the night with EPCOT's fireworks: **Luminous: The Symphony of Us** before park close.



Morning



Afternoon



Evening

# FOR THE KIDS



## GET DESSERT

Try a dessert at Figment's Inspiration Station or any of the kid-friendly menu items at the Food Studios.



## LEARN TO DRAW

Learn how to draw a Disney character at an Animation Academy class.

Animation Academy takes place in America Gardens Theatre. They are at 12:30 PM and 1:30PM daily.



## BE AN ARTIST

Paint a section of the EPCOT mural.

Open 11AM to 5PM, weather permitting, on the walkway between World Showcase and the Imagination! Pavilion.

## KID-FRIENDLY ACTIVITIES

- Strike a pose in front of the various photo ops.
- Stop by the Kidcot Fun Stops.
- Join a scavenger hunt.
- Become an artist using chalk!
- Kids will very likely enjoy any of the live music throughout the Festival! (Check the Festival Passport for performance times.)
- Meet some Disney characters.
- Look for golden statues.
- Find Disney characters created in chalk.





# BUDGETING MONEY

We often get asked about the best way to budget for the EPCOT Festival of the Arts. The good news is, that once you've paid for EPCOT admission, you can enjoy the festival at almost any budget!

## FOOD STUDIOS

Expect to pay \$5-12 (with a few higher beverages and flights available) for your tapas-sized eats and drinks. Add in a low-cost or free activity, and you've got a fun day!

Here are some of our favorite tips for managing your money at the festival booths:

- Plan ahead. Look at the festival menus before you arrive, so you know what booths are high priority and you don't end up making "impulse purchases" as you walk around the Food Studios.

- Are you on the [Disney Dining Plan](#)? Save up your snack credits. Many of the menu items can be purchased with 1 snack credit!
- Manage your funds with a Disney gift card. Place only the amount that you want to spend at the Festival onto the card!



The **Disney Dining Plan** is Disney's **prepaid meal system** – you pay ahead of time, then use meal and snack credits during your trip instead of paying out of pocket.

There are **two plans**:

- **Quick-Service Dining Plan** → quick meals + snacks, no sit-down restaurants
- **Disney Dining Plan** → includes table-service meals, where the value can really add up



## PARK ADMISSION

Many Florida residents will often get [Annual Passes](#) if they intend to visit Disney World often throughout the year.

## DISCOUNTS AND DEALS

Keep an eye on all the Disney World [discounts](#) and [deals](#). We've compiled them for you!

If you're wandering EPCOT looking for a snack and have Disney Dining Plan credits to spare, check out these [credit-worthy options](#).



## HOTELS

Do you want to stay close to EPCOT? The [Walt Disney World Swan and Dolphin resorts](#) might just be the best-kept secret in the EPCOT area.

Between the unbeatable location, incredible dining options, and major cost savings, these hotels offer great value.





## FESTIVAL MARKETS


Inspired to take a piece of art home with you?

Various Festival Markets and locations such as Promenade Fine Arts (previously known as Wyland Galleries) may showcase artwork available for purchase throughout the Festival.

Some kiosks stock their shelves with festival souvenirs.

These pop-up shops have unique items for sale.

Whether you're looking for a souvenir or a gift for someone back home, these markets are fun to browse.



## MERCHANDISE

If you want to keep your budget in check, look for inexpensive gifts like magnets and pens.

During past festivals, we saw many festival items on sale during the last weekend of the event. This may be a good time for shoppers to explore the Festival of the Arts.

## GIFT CARDS

In order to make it even easier for guests to pay for food and beverages at the EPCOT International Festival of the Arts, the folks at Disney have introduced snazzy little mini gift cards with a wristlet attached.

This is one of our tips to **manage your spending because you can place only the amount that you want to use for souvenirs and/or food onto the card.**



## SHOPPING TIPS

Some big box retailers offer discounts on gift cards. Target Red Card users can save 5%, for example, when purchasing gift cards. If you use this program to stock up on Disney gift cards, you can effectively save 5% on everything you buy on vacation.

Some Disney merchandise makes the leap to [DisneyStore.com](https://www.disney.com), and the online retailer frequently has sales—BIG ones.

Orlando shoppers may want to watch for discounted items at the Character Warehouse outlet stores at Orlando Vineland Premium Outlets and the Orlando International Premium Outlets.



# BUDGETING TIME

Sometimes it's time constraints that keep you from truly enjoying yourself at the Festival. With so much to do, how do you decide?

Our Festival Schedule and Touring Strategies will help you create an itinerary so that the Festival of the Arts can fit into your Walt Disney World vacation plans!

## RECOMMENDATIONS


Choose at least one half-day of your Disney vacation to sample the food at the Food Studios and view the art displays along the way.

If you can, **visit on a weekday, and start touring right at 11AM** in World Showcase. That will be your number one defense against crowds and wasted time.

If you're able to visit on more than one day, use the Food Studios as

your mid-day meal by touring your favorite park in the morning, then hopping over to EPCOT for some afternoon grazing.

Your late afternoons and evenings will be free to resume touring at any of the Disney World theme parks.





## AVOIDING LINES

Stepping into an EPCOT festival can be instantly overwhelming. There are tons of people heading in all different directions and with so much to do you might not know where to start!

The Food Studios are very popular at the Festival of the Arts, which means you need to be cunning to avoid the long (sometimes very long—upwards of 20 minutes or more) waits to order.

We want to reiterate the importance of visiting on a weekday, starting at 11AM, if avoiding crowds is your top priority. Also, avoid the first and last weekends of the Arts Festival!

Because most EPCOT guests arrive through the front entrance, visiting the booths at the back of the World Showcase (near the American Adventure) first might give you a reprieve from the crowds until they make their way to the other side of the Lagoon.

We know from experience that The Artist's Table, Figment's Inspiration Station, Vibrante & Vívido, El Artista Hambriento, and The Craftman's Courtyard will be very popular. While those aren't the only popular booths, we can almost guarantee that they will have lines form very quickly. Consider visiting these booths first, then leaving the less popular booths for later in the day.



**Don't be afraid to ask!**  
**Asking a chef about dining options when you have a special request can go a long way.**

# SHOPPING

You should be on the lookout for [Festival of the Arts merchandise](#) both in major shopping spots (like Creations Shop and Art of Disney) as well as pop-up kiosks. You can even find some merch on DisneyStore.com!

## FIGMENT MERCH

Okay, so it's no secret that Figment is a SUPER popular Disney World character. Figment fans might need to plan a visit just for the merchandise!

If you absolutely love the energetic purple dragon that is Figment, prepare to have your mind BLOWN.

In many ways, Figment has become the mascot of various EPCOT Festivals, but he's especially prominent during the Festival of the Arts!



## 2026 POPCORN BUCKET

The **Figment popcorn bucket** craze is BACK! Figment as an artist is SO cute, and his paintbrush tip lights up!! He comes with a bag of rainbow popcorn as well.

Just like other Disney popcorn buckets, he is refillable—which means unlimited popcorn refills at a discount!

Keep in mind that popular items will only be available while supplies last and **mobile order is the ONLY way to purchase this bucket.**

*He lights up!*



## AP EXCLUSIVE MERCH

Look for Passholder exclusives at Creations Shop.

At check-out, expect to show your Annual Pass (located in the “Tickets and Passes” section of your My Disney Experience app) PLUS photo ID.



# ART-INSPIRED ACTIVITIES

## CELEBRATE THE ARTS

Celebrate the arts and animation, during your stay at the Walt Disney World resort.

## ACTIVITIES

If you are a guest at Walt Disney World Resort, check the Recreation Activities Calendar for a listing of free and for-a-fee art activities.

Some experiences may include Arts & Crafts like, The Magic of Mosaics (Contemporary), Painting in the Vineyard (Yacht and Beach Club), Painting on the Riviera (Riviera Resort), Wild About Painting (Animal Kingdom Lodge at Jambo House), and Wonders of the Lodge Art and Architecture Tour (Wilderness Lodge).

We'd also recommend the following for any guests visiting Walt Disney World:

- Before leaving EPCOT, stop by Spaceship Earth—especially the scene of Michelangelo painting the Sistine Chapel ceiling.
- In EPCOT, you can find an exhibit in the American Pavilion called, Portraits of Courage: A Commander in Chief's Tribute to America's Warriors.
- In EPCOT, you can also find American Indian art featured in the American Heritage Gallery.

- Take the Disney Skyliner to Art of Animation Resort, where animation and artistry shine from the entrance through Animation Hall and the Ink & Paint Shop.
- Don't miss Mary Blair's iconic mural at Disney's Contemporary Resort, designed by the legendary artist behind "it's a small world."
- Check out Jim Shore's Disney Traditions artwork at the Art of Disney inside EPCOT's American Adventure pavilion.
- While at Disney Springs, catch Drawn to Life by Cirque du Soleil, and consider the Page to Stage VIP experience for a deeper behind-the-scenes look.



# ART-INSPIRED RESTAURANTS



## THE ARTIST'S PALETTE

Artist's Palette at Saratoga Springs Resort is reminiscent of a hip city artist's loft.

Take a relaxing walk or boat ride from Disney Springs to this resort.



## BACKLOT EXPRESS

Backlot Express in Disney's Hollywood Studios is themed as a production warehouse and is therefore positively packed with unique props, paints, and more!

Scope out all the little details tucked in the backlot.



## BROWN DERBY

The Hollywood Brown Derby in Disney's Hollywood Studios features caricatures of a ton of celebrities.

The interior is an ode to the Golden Age of Hollywood.

## DINING

If your family has extra days to explore more dining opportunities at Walt Disney World, we suggest a restaurant with an artistic theme. Try the suggestions on this page to get you started.

Many resorts feature beautiful artwork. We love the photos of Walt Disney at Disney's Riviera Resort. See them in the hallway across from Voyageurs' Lounge.

Dig in!

## TOPOLINO'S TERRACE

At Disney's Riviera Resort, Topolino's Terrace has a breakfast character dining experience called "Breakfast à la Art," and it honors the artistic nature of the Riviera region in France and Italy.

In fact, each character is dressed as a different kind of artist.

Breakfast starts out with some fresh pastries and bread in a basket designed to look like a paint bucket!