

THE DFB GUIDE TO THE EPCOT

FOOD & WINE FESTIVAL



AJ WOLFE & THE DFB TEAM



WELCOME

We're so glad you're here!

This book is your trusty sidekick for navigating one of the most delicious times of the year – the EPCOT Food & Wine Festival. Whether you're a first-timer or a returning snack champion, we've packed this guide with all the juicy details to help you plan your tastiest trip ever.

Thanks for supporting us and bringing this guide along on your adventure – now let's go make some delicious memories.

Don't Forget to Join Our Newsletter!

Sign up for our newsletter—you'll never miss Disney updates on our watch!

[Sign Me Up! ↗](#)

Follow us for even more news, reviews, and tips!



FESTIVAL INTRODUCTION

EPCOT FESTIVALS

EPCOT festivals are unmatched—where else can you eat and drink your way around the world, hop on iconic attractions, and catch top-notch entertainment all in one day?

When it comes to food, EPCOT's Food and Wine Festival is the ultimate dream—a whole festival dedicated to incredible eats? Yes, please!

This year, the festival kicked off August 28th and runs through November 22nd, bringing back those must-try Marketplace Booths and all the deliciousness we wait for every year!

OVERVIEW

The Festival adds extra fun and value to your EPCOT visit! Enjoy amazing entertainment for free once you're in the park, though food, beverages, and some activities have separate charges.

The majority of the Global Marketplace Booths surround the World Showcase Lagoon. However, additional booths expand into [World Celebration](#), [World Nature](#), and [World Discovery](#).

Make sure you pick up your Festival Passport at the EPCOT entrance for details on Global Marketplaces, festival



merch, and Eat to the Beat showtimes.

Throughout the festival, bands from the 80s, 90s, and 00s rock the America Gardens Theatre with their greatest hits.

With so much to do, choosing can be tough—but we've got expert tips to help you plan the perfect Food and Wine day.

Join us on this foodie adventure!



FESTIVAL TIPS



GIFT CARDS

Use a wristlet gift card. You'll stick to your budget (especially after a few adult beverages) and keep your hands free for carrying plates and glasses!



SCHEDULE

Schedule more than one day if possible! You'll get to sample more menu items. Don't make any Advance Dining Reservations for these days of grazing.



SHOWS

Take a snack (or meal) to one of the shows, where you can relax while indulging in your tasty selections!

Local and global acts perform daily.

FESTIVAL PASSPORT

In your [Festival Passport](#), make notes of the food you loved, so you can return for additional bites, and keep track of booths you skipped so you can visit them later.

Strategize ahead of time with the booth menus in this guide.

The Passports also provide information on all the daily ins-and-outs of the Festival.



EAT AROUND THE WORLD

One of the most popular things to do at the Festival is snacking at the Marketplace Booths, and we love it, too.

Skip lunch at a Quick Service or Table Service restaurant and opt for grazing instead.

Experience eats (and sips) you've never seen or tasted before while strolling around one of Disney World's most beautiful theme parks.

Make sure to try out some menu items that are new to you!

Share with a friend! You'll get to sample many more dishes and spend less, too.

EXPAND YOUR HORIZONS

There are lots of opportunities to sample new foods, beers, wines, and spirits at the Festival. Take the chance to try something you've never had before—it doesn't cost a lot to try new things at the Marketplace booths.

STAY HYDRATED

Some of the gorgeous frozen beverage options at the booths are extremely tempting. Don't forget to drink lots of water, too. Orlando can get mighty hot any time of year.

BRING A TRAY

We always advocate bringing along an inexpensive, plastic tray if you're planning to put in a serious festival day.

Yes, you can laugh, but after you're done getting flashbacks to your grade school cafeteria, we're here to tell you that a simple **Serving Tray** is seriously a game changer in EPCOT.

With a tray, you can order multiple items at the Marketplace Booths, then head to an indoor, air-conditioned location with comfortable seating to dig in. Just stick it into your park bag when you're done with it. Easy peasy, and so useful!



FESTIVAL HISTORY

The EPCOT Food and Wine Festival, the original Disney food fest, debuted in 1996 with 25 Marketplaces around World Showcase. Did you know a Wine Festival at Walt Disney World Village (now Disney Springs) started in 1981? Food wasn't added until the event moved to EPCOT.

With over 25 years of history, DFB loves reminiscing about past menus and events! Last year, in 2024, the festival entered into a new era with the opening of CommuniCore Hall and CommuniCore Plaza—a dedicated festival hub that serves as the “home base” for EPCOT’s seasonal festivals and live events.

Located in World Celebration, CommuniCore Plaza provides an inviting outdoor space for guests to relax and experience all that the festival has to offer. Meanwhile, CommuniCore Hall, EPCOT’s first purpose-built festival venue, hosts food, art, live music, and merchandise. Guests can also enjoy a brand-new meet-and-greet inside, featuring stunning queue artwork.

Looking ahead, CommuniCore Hall is expected to expand its offerings, with potential additions like demonstration kitchens and a mixology bar.





THROUGH THE YEARS

- **1996:** The first EPCOT Food & Wine Festival ran for just 30 days.
- **1997:** Legendary chef Julia Child appeared as an honorary guest.
- **1998:** Art of Winemaking seminars led by master sommeliers.
- **2001:** Robert Mondavi wines showcased the winemaking process.
- **2002:** Party for the Senses and Eat to the Beat debuted.
- **2005:** Odyssey cooking school launched; Race for the Taste 10K began.
- **2007:** Pearville Fair, Twinings Tea Bar, and Celebrate Oklahoma! debuted.
- **2010:** runDisney Food & Wine Half Marathon debuted; Cirque du Soleil La Nouba hosted Party for the Senses.
- **2011:** HGTV celebrities joined the festival, along with a cranberry bog—AJ even got in on the fun!
- **2013:** Special dinners debuted, including Scotland: Land of Food and Drink, Japan's Hibachi Experience, and Spirits Confidential with master distillers and mixologists.
- **2017:** Disney built a 12,000-square-foot kitchen to better support festival marketplaces.
- **2020:** The global pandemic canceled many festival events.
- **2023-2024:** Flavors of America debuted in 2023, and Milled & Mulled joining in 2024.
- **2024:** The much-anticipated CommuniCore Hall and CommuniCore Plaza opened on June 10 in EPCOT's World Celebration, serving as the new hub for festivals and live events.

TRAVELING TO EPCOT

FROM WDW HOTELS

If you're [staying at a hotel on Walt Disney World property](#), you can get to EPCOT by taking a [Disney Transport bus, boat, Disney Skyliner, or monorail](#) from your resort to the theme park directly.

You can also use your personal vehicle, of course. If you're staying at an EPCOT resort area hotel within walking distance (Disney's BoardWalk or Yacht and Beach Club resorts, or Walt Disney World Swan and Dolphin resorts), you can simply walk or take a Friendship boat to EPCOT's International Gateway!

PARKING

Don't forget to take a picture of where you parked. Better yet—use the Car Locator tool inside the My Disney Experience app.

Walk or take a tram to the park entrance.



SKYLINER

Walt Disney World's newest form of transportation, the [Disney Skyliner](#), connects EPCOT (International Gateway entrance) and Disney's Hollywood Studios with [several Disney Resorts](#) including Caribbean Beach Resort, Pop Century and Art of Animation Resorts, and Disney's Riviera Resort.

Guests at these Resorts should check with Cast Members to determine when Skyliner is likely to begin operating each day.



FROM RESORTS & PARKS

If you're not staying at a hotel on Walt Disney World property OR are already in Walt Disney World at another resort or theme park, you can take Disney transportation to EPCOT from any Disney hotel or theme park.

If you have parked your personal vehicle at another park and are hopping to EPCOT for the festival, bring your parking receipt so you won't have to pay to park a second time.

MINNIE VANS

If you don't know what [Minnie Vans](#) are, here's a quick explainer: they're Lyft-operated rideshare vehicles designed to look like Minnie Mouse!

They provide direct and private transportation around Disney World property.





EAT TO THE BEAT CONCERTS

POPULAR BANDS

Throughout the EPCOT Food and Wine Festival, popular bands spanning the decades take the stage at the America Gardens Theatre in The American Adventure Pavilion to share some of their greatest hits with the crowds!

[This year new acts will join the lineup.](#)

These concerts are **FREE** with **EPCOT** admission.

LOCAL TALENT

There will be a mixture of popular artists and local bands performing pop, R&B, country, and more.




PERFORMANCE TIMES

[Eat to the Beat Concerts](#) take place three times per evening (**5:30PM, 6:45PM, 8PM**), on select nights throughout the Festival.

So, grab a bite from your favorite booth and settle in to enjoy a fantastic concert!

CONCERT TIPS

- Most seating is uncovered, so bring an umbrella if rain is likely—the show goes on unless there’s lightning!
- Shows are included with EPCOT admission, but popular performers can have long queues, sometimes forming hours in advance.
- Be careful when lining up; separate queues exist for stand-by guests and dining package guests. Ask a cast member to ensure you're in the right line.
- Even without a seat, the amphitheater’s open design lets you hear (and usually see) the performers!
- Big fan? Artists often change set lists for each show, so consider attending multiple performances or strolling nearby to enjoy the music.





Low-cost activities are a great way to experience the EPCOT Food and Wine Festival.

These fun, family-friendly events are relatively inexpensive and sometimes even free.

BEACONS OF MAGIC

Each time a new festival rolls around, the Spaceship Earth show gets a bit of a makeover.

Starting at sunset, festival guests can celebrate with a vibrant spectacle of light on Spaceship Earth themed to *Beauty and the Beast*.

Make sure you add the [Beacons of Magic show](#) to your festival to-do list. The show happens nightly once it gets dark and generally runs continuously throughout the evening.



GERMANY TRAIN TOWN

There are lots of ways to enjoy this festival. Some of [EPCOT's own residents](#) are even celebrating the occasion in their own special way!

Pick up a bag of caramel popcorn from [Karamell-Küche](#), and keep walking to the far right of the Germany Pavilion where you'll find an adorable garden [train display](#) and the village's tiny residents.

Just like the DFB Team, these folks love to celebrate EPCOT's festivals.



INTERACTIVE PLAY AREA

The playground at EPCOT offers kids a place to explore. With interactive elements and fun play structures, it's a welcoming spot to burn off energy.

There are benches where you can rest while the kids play.

Parents may want to grab a beverage from a nearby booth!





LIVING WITH THE LAND

Now HERE is something you need to be in-the-know about when it comes to EPCOT Festivals... If you ride the [Living with the Land attraction](#) in The Land pavilion (located in World Nature), you'll often find that the ride has been enhanced to honor the current Festival!

The attraction, which is a boat ride through working greenhouses, often receives “makeovers” (or overlays) for the Food and Wine Festival.

This is a wonderful escape during a hot mid-afternoon!



PLUTO'S PUMPKIN PURSUIT



FAMILY-FRIENDLY

This year, you can celebrate the Halloween season at EPCOT with Pluto's Pumpkin Pursuit. This family-friendly activity started August 29th!



GAME BOARD

Guests purchase a game board and stickers at select merchandise locations, including Creations Shop, Port of Entry, and World Traveler. The price is \$11.99.




PUMPKINS

Once you're all set with supplies, you'll travel around the park looking for hidden pumpkins decorated like Disney characters. As you find the pumpkins, don't forget to place stickers on the corresponding spots on your board.

GAME BOARD SURPRISE

Whether or not it's completed, you can return your game board to Disney Traders or World Traveler to get a fun surprise.

There may be a limit of five game board purchases per guest, and the scavenger hunt is subject to cancellation or change (including change of prizes).



REMY'S RATATOUILLE HIDE & SQUEAK

FIND REMY

Help Remy find the ingredients to cook up his signature dish—ratatouille!

Kids of all ages can go on [Remy's Ratatouille Hide & Squeak Scavenger Hunt](#) throughout World Showcase to find little hidden statues of Remy. This will be \$11.99.

MAP

Purchase your map and stickers at Festival merchandise locations (Disney Traders, Port of Entry, Creations Shop, World Traveler, Festival Merchandise Kiosks), then help the little rodent chef!



PRIZE

Once you've completed the scavenger hunt, you can bring your map to the Creations Shop, Disney Traders, Gateway Gifts, or World Traveler at International Gateway to [pick up your prize](#). This year, it's a choice of four, fun bento boxes! We got Mickey, seen above!



TOURING STRATEGIES

JUST THE NEW STUFF

- 🌟 **Browse new Food & Wine Festival merchandise at kiosks** and Creations Shop in World Celebration.
- 🌟 **Visit CommuniCore Hall** to enhance your festival experience.
- 🌟 **Catch ¡Celebración Encanto!** at the CommuniCore Plaza Stage.
- 🍷 Use our **“Just the New Stuff” Food Crawl** to plan your must-try bites!
- 🍷 **Visit the Global Marketplace booths** to try this year’s new menu items.
- 🎤 **Attend an evening show**, like the Eat to the Beat Concert.
- 🎤 Remember, **all shows are free** with festival admission!

ONE DAY STRATEGY

- 🌟 **Review your Festival Passport** and fine-tune your plan.
- 🌟 **Hit the Global Marketplace booths** early to avoid lines.
- 🌟 **Explore** CommuniCore Hall, enjoy a few rides, and catch a show.
- 🍷 **Finish up the marketplace booths.**
- 🍷 Relax in the air-conditioned **CommuniCore Hall** or [Florida Blue Lounge](#). This Lounge opens later during the festival.
- 🎤 **Attend an evening show**, like Eat to the Beat Concert or grab a drink and watch the fireworks.
- 🎤 Fit in a classic EPCOT attraction like **Soarin’ Around the World**.



Morning Afternoon Evening



TWO DAY STRATEGY

Two days at the festival will give you a bit more breathing room. We suggest you use the One Day Strategy for both days, but modify it in any of the following ways to better fit your personality:

PACK IN MORE ACTIVITIES

If you love the Food and Wine activities, two days will give you the opportunity to participate in these adventures.

FOCUS ON THE MARKETPLACE BOOTHS

We know as well as the next guy that if activities aren't your thing, many happy hours can be spent "eating and drinking around the World."

Plan to try a few of our Food and Wine booth crawls!

RIDE MORE RIDES

One day at the festival means powering through activities and booths without much time for anything else. If you've got two days, you're more able to leisurely enjoy everything EPCOT has to offer, including character greetings.

Arrive early and make your way to some popular rides, plan to catch some of the live entertainment throughout the theme park, and take a few rest breaks along the way.



BUDGET STRATEGY

- ✦ Start with **classic EPCOT rides or entertainment**.
- ✦ **Grab your Festival Passport** before hitting the booths later.
- 🍷 Try a **low-cost scavenger hunt** or enjoy **free afternoon entertainment**.
- 🍷 Complete **Emile's Fromage Montage** to earn a free prize!
- 🎤 **Catch a free concert**—musical acts are included with EPCOT admission.
- 🎤 Grab a snack and enjoy the **fireworks**.

Believe it or not, it is possible to enjoy the Festival on a budget!

GLOBAL MARKETPLACE BOOTHS

The booths in World Showcase are the perfect place to have a relatively budget-friendly lunch. For under \$20, you can purchase several menu items that will easily create a full meal.

If you're visiting with a friend or spouse, consider buying one counter-service restaurant lunch to split, then supplementing it with International booth items. This will keep your overall costs low while still ensuring you're plenty full. (Most folks are

happy to split four or five booth items, considering it a full lunch.)

Remember that you can get a glass of ice water from any Disney counter-service location for free. Don't splurge on drinks if you don't have to.

Check out our [Budgeting](#), [Money & Time](#) section for more ideas.



KIDS STRATEGY

- ✦ Start with **rides and grab a Festival Passport**.
- ✦ Kids can **add stickers to their Passport** every time they **try new food**.
- ✦ Catch family-friendly entertainment like the **JAMMit**ors.
- ✦ Visit **Kidcot** Fun Stops in each World Showcase country.
- 🍷 Head to the **Marketplace booths** at 11AM for shorter lines.
- 🍷 **Look for kid-friendly eats**—or grab classic favorites like Dole Whip or nuggets at quick-service spots.
- 🍷 Do **Remy's Hide & Squeak Scavenger Hunt** around World Showcase.
- 🍷 **Meet Disney characters** along the way (check My Disney Experience for locations and times).
- 🚀 Let kids **pick a favorite ride** based on wait times.
- 🚀 End the day with **fireworks**.

Don't be fooled into thinking the Festival is an adults-only event! There is plenty for little ones to enjoy right alongside their parents!

Our first suggestion is actually a pre-festival family activity. Plan a movie night to watch the film *Ratatouille*!

Not only may a viewing inspire your little foodie-to-be, it will also familiarize children with characters from the film that may be featured in the Festival's artwork.

And don't miss a ride on **Remy's Ratatouille's Adventure!** Going in knowing the backstory of these featured Festival characters is bound to enhance your child's own Festival experience.



Morning



Afternoon



Evening



Once you arrive for your vacation, there are plenty of attractions at EPCOT such as Soarin', Frozen Ever After, The Living Seas with Nemo and Friends, and Remy's Ratatouille Adventure to keep kids entertained.

And, in addition to rides, World Showcase offers a few great experiences that are sure to keep kids happy and occupied while you “eat and drink around the World.”

At this year's Festival, check out a Kidcot Fun Stop, musical act, scavenger hunt, or character appearance.

What's genius about this plan is that the Exploration takes place all over the World Showcase, so parents will have plenty of opportunity to try different booths.

Another bonus to spending more time in World Showcase is that it gives the kiddos more opportunities to catch their favorite Disney pals in a Meet-and-Greet! Getting your photo taken with Donald Duck, receiving a hug from Winnie the Pooh, or obtaining an autograph from a beloved Disney Princess are opportunities available to all, both young and... not-as-young (like yours truly)!

Your My Disney Experience app can lead the way, and you can [study up on available Meet-and-Greet locations prior to your trip here.](#)

We hope this gives you a few ideas on how to get your kids excited for a fun-filled day at EPCOT!





TOURING COUNTRIES

At press time, special events at the Festival such as food and beverage pairings, special events, demonstrations from professional (and celebrity) chefs, and more have not returned for 2025.

So what's a Festival-goer to do? Make their own special events, that's what! We mentioned a few ideas in the two-day strategy above, but here's an extensive list of ways to maximize the links between food, culture, and entertainment in EPCOT's World Showcase.

MEXICO

After enjoying your favorite eats and sips, why not pay a visit to Donald, Jose, and Panchito on the Gran Fiesta Tour Starring The Three

Caballeros? This attraction, located inside the pavilion's pyramid, gives you a chance to leisurely cruise through the uniquely beautiful pavilion... before going back outside to pick up a margarita on the way to our next stop!

NORWAY

Over in the Norway pavilion, you're fresh out of Festival offerings, so here's what we suggest:
... something a little more thematic!

We suggest browsing the Norway pavilion for a unique bite to eat (candy from the store, School Bread from the bakery, etc.), then ending your Scandinavian adventure with—what else?—a splash on Frozen Ever After!



The Mexico Booth is always a highlight of the Festival Marketplace offerings. Expect crowds here, so arrive early in the day!



CHINA

Before or after munching on a Bao Bun (or sipping some Baijiu Punch) at the China Booth, you won't want to miss your chance to stroll throughout this stunning pavilion to take in the striking colors and unique architecture.

REFRESHMENT OUTPOST

With a few percussion instruments creating a cacophony and a relaxed setting for weary World Showcase travelers, this is a good place to grab a refreshment and get some rest before you move on to the next, filling phase of your Festival adventure!



GERMANY

Prost! Willkommen to the Germany Booth, where you'll likely have a hard time choosing between the delicious items here. Take a stroll past the [miniature train](#) and its Festival-bedecked village! Look closely to see Food and Wine Festival banners in miniature!

While in Germany, shop for bier merchandise.




ITALY

Need some carbs with your culture? Same here! It's time to head to Italy. Browse La Bottega Italiana for a classic Venetian mask or some lovely kitchenware to take home. If you time it right, you might even be able to enjoy your treats at the feet of the pavilion's Neptune sculpture.

AMERICAN ADVENTURE

Flavors of America offers a menu of regional specialties. Craft beer fans in your group might enjoy checking out the additional selections at Regal Eagle Smokehouse: Craft Drafts & Barbecue. Be sure to allow an extra half hour here to soak in the history of the United States (and some AC) with The American Adventure production located inside the pavilion. Also keep an eye on your My Disney Experience app to catch The Voices of Liberty in the American Adventure Rotunda! Or spend your evenings enjoying the stylings of the acts performing in the America Gardens amphitheater.



JAPAN

In the Japan pavilion, it's time to shop for unique souvenirs in the massive Mitsukoshi gift shop. Select some Japanese snack packs of dried crabs and get your fill of collectibles before enjoying offerings from the Japan Booth. Take your purchases to a more peaceful setting: the pavilion's koi pond. You'll fuel your body and your spirit.

MOROCCO

The food of Morocco is sure to delight, but the pavilion itself is the real highlight here. Stroll through the pavilion's winding walkways to appreciate the architectural and artistic workmanship of the space. Don't miss the Gallery of Arts.





FRANCE

Grab one of the France booth's savory options with a drink while you sit in the pavilion's courtyard. Then, when the time is right, slip into the Pavilion's theater to enjoy Impressions de France (shown in the evenings) or the Beauty and the Beast Sing-Along (presented during the day).

Or you can join the standby line for Remy's Ratatouille Adventure—the park's most food-centric ride!



UNITED KINGDOM

At the U.K. pavilion, with its beautifully manicured gardens and historically-interesting facades, see if you can spot the crests of the United Kingdom's four major schools (Oxford, Cambridge, Eton, and Edinburgh) in the upstairs window of The Queen's Table.

CANADA

Grab two popular, savory bites at the Canada Booth – Cheddar Cheese and Bacon Soup and Filet Mignon – and enjoy them while you stroll (or find a bench!) in Canada's Victoria Gardens.

There is so much to enjoy and explore as you “eat around the world” at the EPCOT International Food & Wine Festival.





ELEVATE YOUR FEST EXPERIENCE

If you want to go beyond the booths and take your Food & Wine Festival adventure to the next level, consider adding a few of Walt Disney World's Enchanting Extras or indulgent dining experiences into your trip. These are the upgrades, tastings, and special events that turn a great day into an unforgettable one.

EAT & SIP EXPERIENCES

Fireworks Dining Packages at EPCOT

(Rose & Crown and Spice Road Table)

- Dine with a dazzling view of Luminous: The Symphony of Us thanks to EPCOT's Fireworks Dining Packages. At **Rose & Crown**, enjoy a prix fixe meal—complete with appetizer, entrée, dessert, and unlimited beverages—while seated on a scenic outdoor patio offering a prime nighttime view.

- Meanwhile, at **Spice Road Table** in the Morocco Pavilion, savor two small plates, a shared tagine, a dessert platter for your party, and unlimited drinks, all from a covered outdoor setting ideal for watching the show unfold.

GEO-82 Fireworks Experience

- Elevate your fireworks viewing with the GEO-82 Fireworks Experience, hosted in EPCOT's exclusive adult-only lounge nestled inside Spaceship Earth. Enjoy a sommelier-chosen glass of champagne (or event-exclusive cocktail), a tasteful “tasting tower” of savory bites before the show, and a selection of sweets during Luminous, all from a premium window table. Each guest also receives a special Spaceship Earth-inspired glass keepsake.



The Mexico Booth is always a highlight of the Festival Marketplace offerings. Expect crowds here, so arrive early in the day!



EAT & SIP EXPERIENCES CONTINUED

La Cava Experience

- Immerse yourself in the rich heritage of tequila with the La Cava Experience in EPCOT's Mexico Pavilion. Guided by a certified Tequila Ambassador, you'll sample rare and exclusive agave spirits –some of which are unique to the experience—and learn about tequila's regional families and traditions. Snacks like chips and guacamole complement each sip, and you'll also receive an Agave Club pin (redeemable for an exclusive margarita at Frontera Cocina!).



FOOD-FREE FAVORITES

Behind the Seeds Tour

- Embark on the Behind the Seeds Tour at EPCOT's The Land Pavilion. You'll go backstage to explore Disney's sustainable farming methods, from hydroponics and aquaculture to pest control with beneficial insects, all while gaining insights that deepen the connection between the food and your favorite festival dishes.



EPCOT Fireworks Cruise

- Close out your EPCOT Food & Wine Festival day in style aboard a private Fireworks Cruise on World Showcase Lagoon. Enjoy a front-row view of Luminous: The Symphony of Us. While it's a splurge, it delivers a peaceful, magical finale that's truly worth it.

BUDGETING MONEY

We often get asked about the best way to budget for the EPCOT Food and Wine Festival. The good news is, that once you've paid for EPCOT admission, you can enjoy the festival at almost any budget!

MARKETPLACE BOOTHS

Expect to pay \$4-8 (with a few higher beverages and flights available) for your tapas-sized eats and drinks. Add in a low-cost or free activity, and you've got a fun day!

Here are some of our favorite tips for managing your money at the festival booths:

- If you're planning to eat at the Festival marketplaces, we recommend foregoing [Advance Dining Reservations](#) for full meals on your Festival touring day(s). You can use the money that you would have spent on a table-service meal for your food and beverage grazing.



- Plan ahead. Look at the festival menus before you arrive so that you know what booths are high priority for you. Don't make "impulse purchases" as you walk around the booths.

- Are you on the [Disney Dining Plan](#)? Save up your snack credits. Many of the menu items can be purchased with 1 snack credit!

- Make the best use of those Disney Dining Plan credits by [purchasing items over \\$8.00](#).

- Manage your funds with a Disney gift card. Place only the amount that you want to spend at the Festival onto the card!




FESTIVAL MARKETS

Inspired to take a new cookbook or wine glass home with you?

Various Festival Markets and locations will showcase items available for purchase throughout the Festival.

Some kiosks stock their shelves with festival souvenirs as well.



MERCHANDISE

During past festivals, we saw many festival items on sale during the last weekend of the event. This may be a good time for shoppers to explore the Food and Wine Festival.

We found that the vendors at the Festival Markets may or may not discount merchandise. Inquire with each vendor as some of them give 10% or 20% off to Annual Passholders.



GIFT CARDS

In order to make it even easier for guests to pay for food and beverages at the EPCOT International Food and Wine Festival, the folks at Disney have introduced snazzy little mini gift cards with a stretchy wristlet attached.

Admittedly, these do make it very easy to purchase items at the Marketplace booths – when you usually don't have enough hands to hold everything you're buying as well as to pay.

Themed gift cards can be purchased at Festival kiosks. If you purchase other Disney gift cards, these will work for festival eats and drinks as well.



Manage your spending with a Disney gift card. Place only the amount that you want to use for souvenirs and/or food onto the card.

SHOPPING TIPS

Some big box retailers offer discounts on gift cards. Target Red Card users can save 5%, for example, when purchasing gift cards. If you use this program to stock up on Disney gift cards, you can effectively save 5% on everything you buy on vacation.

Some Disney merchandise makes the leap to [Disney Store](#), and the online retailer frequently has sales—BIG ones.

If you spot something onsite that you've just gotta have, check on shopDisney to see if the item is available there and what discounts you may be able to apply.

Reminder: [Disney Visa Cardholders](#) receive discounts at Walt Disney World.

Orlando shoppers may want to watch for discounted items at the Character Warehouse outlet stores at Orlando Vineland Premium Outlets and the Orlando International Premium Outlets.



BUDGETING TIME

Sometimes it's time constraints that keep you from truly enjoying yourself at the Festival. With so much to do, how do you decide?

Our Festival Schedule and Touring Strategies will help you create an itinerary so that the Food and Wine Festival can fit into your Walt Disney World vacation plans!

RECOMMENDATIONS

Choose at least one half-day of your Disney vacation to sample the food at the Marketplace Booths and view the market wares along the way.

If you can, visit on a weekday, and start touring right at 11AM in World Showcase. That will be your number one defense against crowds and wasted time.



If you're able to visit on more than one day, use the food booths as your mid-day meal by touring your favorite park in the morning, then hopping over to EPCOT for some afternoon grazing.

Your late afternoons and evenings will be free to resume touring at any of the Disney World theme parks.





AVOIDING LINES

Stepping into an EPCOT festival can be instantly overwhelming. There are tons of people heading in all different directions and with so much to do you might not know where to start!

The Global Marketplaces are very popular at the Food and Wine Festival, which means you need to be cunning to avoid the long (sometimes very long—upwards of 20 minutes or more) waits to order.

We want to reiterate the importance of visiting on a weekday, starting at 11AM, if avoiding crowds is your top priority.

Because most EPCOT guests arrive through the front entrance, visiting the booths at the back of the World Showcase (near The American Adventure) first might give you a reprieve from the crowds until they make their way to the other side of the Lagoon.

We know from experience that Mexico, Canada, and Japan will be very popular. While those aren't the only popular booths, we can almost guarantee that they will have lines form very quickly.

Consider visiting these booths first, then leaving the less popular booths for later in the day.



Stay close to the festival. With a room at a nearby resort, you'll be able to travel quickly to and from the festival offerings.

SHOPPING

FESTIVAL MERCHANDISE

Whether you enjoy buying, browsing or both, perusing the shelves for [Food and Wine merchandise](#) is another fun activity at the festival.

In fact, the Food & Wine Festival usually brings several new merchandise collections to EPCOT each year.

LOCATIONS

The Food & Wine merchandise collections are usually located at Creations Shop, Port of Entry, World Traveler, and other gift shops around EPCOT. Look for the pop-up stands around World Showcase, which often have unique souvenirs.



COLLECTIONS

The collections for 2025 are Festival Logo, Chef Remy, Chef Figment, Chef Mickey, and Annual Passholder.

There will likely be new apparel, home decor, trading pins, and more.

Event posters, limited edition pins, Festival cookbooks, cooking gadgets, and other great products are all available. Buy some gifts for your friends and family, and of course make sure to grab yourself something special, too!

We love the new 2025 items, especially the [Muppet Labs souvenirs!](#)

