



*Quick and Effortless Operation*



*Lightweight and agile design*



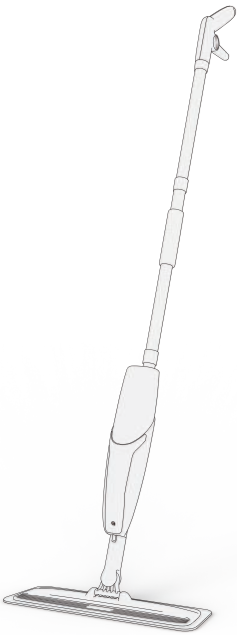
*Reliable and long-lasting construction*

## Helpful Tips for Cleaning Guides

Floor Type	Cleaner	Homemade Cleaner	Instructions
Hardwood Floor	Bona Hardwood Floor Cleaner	1/2 cup white vinegar + 1 gallon warm water [1 : 32]	Wipe the floor gently with a damp cloth, avoiding excess water.
Tile Floor	Lysol Clean & Fresh Multi-Surface Cleaner	1/2 cup baking soda + 1 gallon warm water [1 : 32]	Clean with a mop, then rinse with clean water.
Laminate Floor	Bruce Hardwood and Laminate Floor Cleaner	1/4 cup white vinegar + 1 gallon warm water [1 : 64]	Wipe with a damp cloth, making sure not to leave water spots.
Vinyl and Linoleum Floor	Fabuloso All-Purpose Cleaner	1 cup white vinegar + 1 gallon warm water [1 : 16]	Mop the floor, then rinse with clean water to keep it dry.

# Xlife Spray Mop

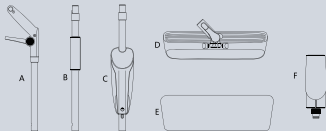
Squeeze, spray, and sway—clean for joy.



MADE IN CHINA

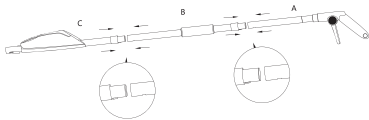
## Instructions

### Box Includes

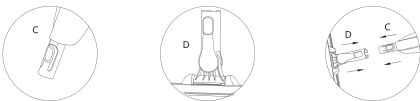


- A. 1st pole  
B. 2nd pole  
C. 3rd pole with liquid tank  
D. Mop base  
E. Cleaning pad  
F. Liquid tank

**1. Connect A (1st pole) with B (2nd pole) and C (3rd pole).**



**2. Secure C (3rd pole) onto D (Mop base).**

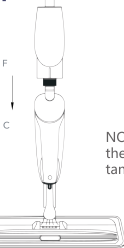


**3. Secure E (Cleaning pad) onto D (Mop base).**



**4. Remove the cap from F (Liquid tank) to fill with detergent or liquid, then replace the cap and insert into C (3rd pole with liquid tank) .**

NOTE: The liquid in the tank is for testing residue and is not from a used product.



NOTE: To ensure proper storage, the mop should always have the tank inserted.

**5. The assembly of your trustworthy cleaning partner is complete, ready to tackle any cleaning task! Have fun!**



### Box Includes:

- 1 Xlife Spray Mop (14.2 oz/ 420ml)
- Pack of 2 Washable Microfiber Cleaning Pads
- 1 Practical Scraper (Pole-mountable)