Xlife Kids' Cleaning Superhero Mop Adventure Manual

Unlock Cleaning Magic with Your Little One!

OMGARY@outlook.com



Mystery Parts Reveal
➡ Meet Mop Friends

Superhero Assembly Mission
➡ Installation Steps

Care Class
➡ Cleaning Cloth Maintenance

Safety Shield
➡ Usage Notices

Mop Family Members

Magic Handle

Hold it and become a cleaning superhero!

Magic Spray Bottle

Fill with water, spray away dirt!

Aluminum Battle Plate

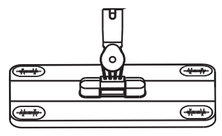

Sturdy base for stable cleaning!

Microfiber Cleaning Cloth



Absorb dirt, reusable & eco-friendly!

Assemble the Magic Spray Mop

❶

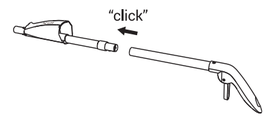

Connecting Tube Transformation: Insert the connecting tube into the magic handle with a "click", then twist to tighten!

❷



Spray Bottle Merge: Open the spray bottle, fill with water→tighten the cap→screw into the bottom of the connecting tube!

❸

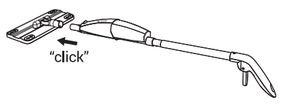

Connecting Tube Transformation: Insert the handle part into the connecting tube with a "click"!

❹

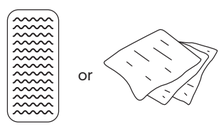

Gear Upgrade: Attach the microfiber cleaning cloth or use with a disposable cleaning pad—ready to go!

Cleaning Cloth Care Magic

Cold Machine Wash: Toss into the washing machine with cold water mode!

Low-Temp Dry: Choose low heat for tumble drying—keep the cloth soft & shape-perfect!

Superhero Usage Rules

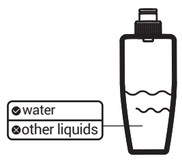

Only fill the magic bottle with water—no other liquids allowed!

Always have a "Parent Guardian" around during cleaning!

Cleaning Diary

Record with your kid: Which areas did you clean today? Add reward stickers!