




Xlife Kids' Cleaning Superhero Mop  
Adventure Manual


Unlock Cleaning Magic  
with Your Little One!



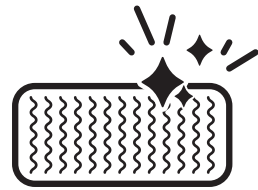
OMGARY@outlook.com



Mystery Parts Reveal  
➔ Meet Mop Friends



Superhero Assembly Mission  
➔ Installation Steps



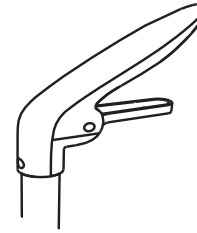
Care Class  
➔ Cleaning Cloth Maintenance



Safety Shield  
➔ Usage Notices

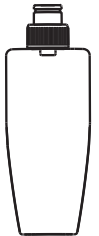
## Mop Family Members

### Magic Handle



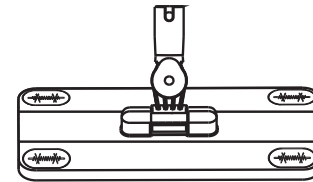
Hold it and become a cleaning superhero!

### Magic Spray Bottle




Fill with water, spray away dirt!

### Aluminum Battle Plate



Sturdy base for stable cleaning!

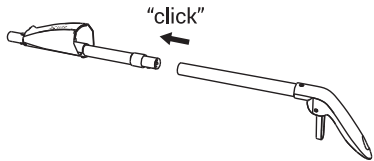
### Microfiber Cleaning Cloth



Absorb dirt, reusable & eco-friendly!

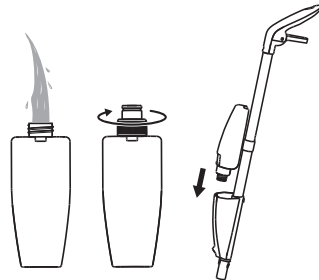
## Assemble the Magic Spray Mop

1



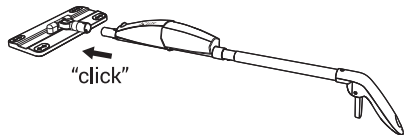
**Connecting Tube Transformation:**  
Insert the connecting tube into the magic handle with a "click", then twist to tighten!

2



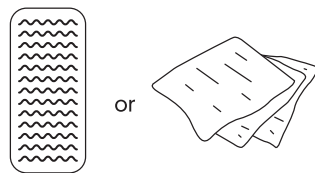
**Spray Bottle Merge:** Open the spray bottle, fill with water→tighten the cap→screw into the bottom of the connecting tube!

3



**Connecting Tube Transformation:** Insert the handle part into the connecting tube with a "click"!

4



**Gear Upgrade:** Attach the microfiber cleaning cloth or use with a disposable cleaning pad—ready to go!

## Cleaning Cloth Care Magic

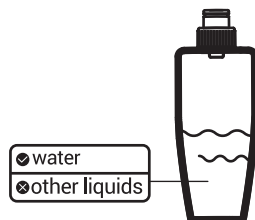


Cold Machine Wash: Toss into the washing machine with cold water mode!



Low-Temp Dry: Choose low heat for tumble drying—keep the cloth soft & shape-perfect!

## Superhero Usage Rules



Only fill the magic bottle with water—no other liquids allowed!



Always have a "Parent Guardian" around during cleaning!

## Cleaning Diary

Record with your kid: Which areas did you clean today? Add reward stickers!

