


Food Chain Links

Instructions: Cut out the six strips below and the five "Provides Energy To" strips on the other page. Then, arrange them to show the correct transfer of energy. Finally, glue your strips together to form a linked chain!




Sun

Glue




Grass

Glue




Mouse

Glue




Hawk

Glue



Snake


Glue



Grasshopper


Food Chain Links

Instructions: Cut out the six strips below and the five "Provides Energy To" strips on the other page. Then, arrange them to show the correct transfer of energy. Finally, glue your strips together to form a linked chain!




Sun

Glue




Grasshopper

Glue




Hawk

Glue



Frog

Glue



Snake

Glue




Grass

Glue


Food Chain Links

Instructions: Cut out the six strips below and the five "Provides Energy To" strips on the other page. Then, arrange them to show the correct transfer of energy. Finally, glue your strips together to form a linked chain!




Sun

Glue




Fox

Glue




Rabbit

Glue




Lion

Glue



Hyena

Glue




Carrot

Glue


Food Chain Links

Instructions: Cut out the six strips below and the five "Provides Energy To" strips on the other page. Then, arrange them to show the correct transfer of energy. Finally, glue your strips together to form a linked chain!



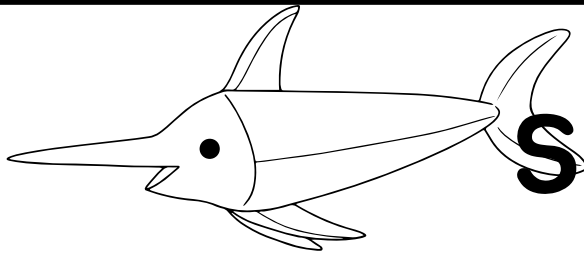
Sun

Glue




Shrimp

Glue




Swordfish

Glue




Seaweed

Glue



**Humboldt
Squid**

Glue




Whale

Glue

Food Chain Links

Instructions: Cut out the six strips below and the five "Provides Energy To" strips on the other page. Then, arrange them to show the correct transfer of energy. Finally, glue your strips together to form a linked chain!




Sun

Glue




Grass

Glue




Grasshopper

Glue




Mouse

Glue



Snake

Glue




Hawk

Glue

Food Chain Links

Instructions: Cut out the six strips below and the five "Provides Energy To" strips on the other page. Then, arrange them to show the correct transfer of energy. Finally, glue your strips together to form a linked chain!




Sun

Glue




Grass

Glue




Grasshopper

Glue




Frog

Glue



Snake

Glue




Hawk

Glue


Food Chain Links

Instructions: Cut out the six strips below and the five "Provides Energy To" strips on the other page. Then, arrange them to show the correct transfer of energy. Finally, glue your strips together to form a linked chain!




Sun

Glue




Carrot

Glue




Rabbit

Glue




Fox

Glue



Lion

Glue



Hyena

Glue