

# START TRADING & INVESTING

BY KARAM AISSA

[WWW.THEPROFITCIRCLE.COM](http://WWW.THEPROFITCIRCLE.COM)

PC

# INTRO

**In today's world, financial education and money management have never been more critical. The ability to make informed decisions about your finances can create the way for a brighter future. This guide is designed with one simple goal in mind: to give you a more informed start to your stock market journey.**

**We are not financial advisors, but rather a community of enthusiasts sharing insights, tips, and resources to help you make informed decisions.**

**Throughout this guide, you'll find straightforward explanations, practical advice, and valuable insights that will explain the world of finance. We believe that investing and trading can be accessible to all, regardless of your background or experience level. You don't need to be a Wall Street guru to build a secure financial future; you just need the right guidance and a willingness to learn.**

**As you dive into the chapters ahead, remember that building wealth takes time, patience, and dedication. There will be ups and downs, but with the right knowledge and mindset, you can navigate the financial markets confidently. Take each step at your own pace, and don't hesitate to reach out to The Profit Circle LLC community for support when needed.**

**We invite you to grab this opportunity to learn and grow. By the time you reach the final chapter of this guide, you will have a solid foundation to embark on your trading and investing journey. Let's get started on the path toward financial success together.**



**Warm regards,  
The Profit Circle LLC**



# CONTENT

|                                |           |
|--------------------------------|-----------|
| <b>PLAN</b>                    | <b>4</b>  |
| <b>TRADING &amp; INVESTING</b> | <b>6</b>  |
| <b>TRADING</b>                 | <b>8</b>  |
| <b>INVESTING</b>               | <b>10</b> |
| <b>OPTIONS</b>                 | <b>12</b> |
| <b>BROKERS</b>                 | <b>15</b> |
| <b>SOFTWARE</b>                | <b>18</b> |



# PLAN

**Plan, plan, plan!** I can not emphasize this enough. You need to have a plan! Look at it in this way, imagine you are investing or trading right after **studying** the market for a **short period**.

If you make lots of money early on you likely will feel that you understood what you were doing and will go on however you started. The thing is that once you do that you automatically set yourself up for **failure**. This is because once one thinks he knows everything, he will learn **nothing**. This is not only in trading or investing the case, but certainly all over in life.

Now on the other hand you can lose a lot of money early on and find yourself thinking it is not meant for you or it is **too difficult** to master which is not necessarily the case either.

-  **RESEARCH AND UNDERSTAND THE STOCK MARKET**
-  **DESIGN A WORKING TRADING AND/OR INVESTING STRATEGY**
-  **WATCH THE MARKET AND START TRADING AND/OR INVESTING**
-  **TRACK, IMPROVE, AND GENERATE WEALTH OVER TIME**
-  **BUILD A HEALTHY RELATIONSHIP WITH TRADING AND INVESTING**

# VISION

I am **Karam** and I have been trading and investing for **over 10 years**. I am **not** a financial advisor, but I have seen it all, people who lost everything, but also people who made everything because of the right approach towards investing and/or trading.

I opened **The Profit Circle** in 2020 to encourage people to get their financial lives on point. I opened the community after many people asked me how I was managing my investments and trades after reviewing my **track record**.

We do **not** give advice but rather share valuable lessons, tools, and facts about the markets. We are very open about our ways of handling the market and about the fact that there is not one specific way that leads to success.



If you have not already, we would like to encourage you to **join** our **community** so that you too can be part of our **financial family!**

# TRADING & INVESTING

**TRADING** IS LIKE **A GAME OF BUYING AND SELLING STOCKS** TO MAKE QUICK PROFITS. TRADERS FOCUS ON WATCHING HOW STOCK PRICES GO UP AND DOWN TO MAKE THEIR CHOICES.

ON THE OTHER HAND, **INVESTORS** AIM FOR LONG-TERM SUCCESS. THEY THINK ABOUT **MAKING MONEY OVER A LONGER PERIOD** WHEN THEY BUY AND SELL STOCKS.

LET'S EXPLORE THE INTERESTING WORLD OF MONEY MARKETS, WHERE QUICK MOVES AND LONG-TERM PLANS WORK TOGETHER TO CREATE SUCCESS.



# TRADING VS. INVESTING

## TRADING

WE NEED A **LOW-RISK** TOLERANCE WHILE TRADING. IF SOMETHING DOES NOT WORK OUT THE WAY WE THOUGHT IT WOULD, WE NEED TO BE ABLE TO SELL FOR A LOSS SO THAT WE CAN MOVE ON TO THE NEXT TRADE.

### STUDY

CHARTS

VOLUME

EARNINGS

### FOCUS

FEDERAL MEETINGS

VOLATILITY

SPECIAL EVENTS

## INVESTING

WE NEED A **HIGHER-RISK** TOLERANCE WHILE INVESTING. IF A PRICE DROPS ON A LONG-TERM PROMISING COMPANY WE CAN SIMPLY BUY MORE FOR A LOWER PRICE TO KEEP OUR AVERAGE LOWER.

### STUDY

FINANCIALS

FUTURE POTENTIAL

SECTOR

### FOCUS

FUNDAMENTALS

OVERALL TREND

DIVIDEND

# **TRADING**

**TRADING IS WHEN YOU BUY AND SELL STOCKS OVER A SHORT PERIOD. USUALLY WITHIN A COUPLE OF WEEKS MAXIMUM.**



**WE SHOULD ANALYZE A COMPANY PROPERLY BEFORE WE START TRADING.**

**I SUGGEST WE LOOK AT THE CHART, GENERAL TRENDS, INDICATORS, AND UPCOMING OR ONGOING EVENTS OF A COMPANY BEFORE WE OPEN A POSITION.**

**WE NEED TO TRACK TRADES EVERY MINUTE OF EACH TRADING DAY WHEN WE ARE DAY TRADING. IF WE ARE SWING TRADING, WE CAN CHECK IT ON A DAY-TO-DAY BASIS.**


# TRADING

WHEN WE ARE TRADING WE WANT TO FOCUS ON THE TECHNICAL PERSPECTIVE OF A CHART. WE FOCUS ON THE SHORT-TERM VOLATILITY TO FIND A GOOD ENTRY POINT SO THAT WE CAN START BUYING A CERTAIN STOCK.

WE DO **NOT** NEED TO TRACK INVESTMENTS EVERY MINUTE OF EACH TRADING DAY. INSTEAD, WE CAN JUST CHECK IT ON A DAY-TO-DAY BASIS.

## MARKET EVENTS

WHEN WE ARE TRADING DAILY WE NEED TO KEEP IN MIND THAT FROM TIME TO TIME, MARKET-RELATED EVENTS OCCUR LIKE COURT CASES, ECONOMIC EVENTS, EARNINGS RELEASES, AND SO ON. EVENTS CAN INFLUENCE THE MARKET SO FOR THAT REASON ALONE WE NEED TO BE AWARE AND PREPARED FOR WHAT IS PLANNED ON EACH DAY BEFORE WE START TRADING.



## ANALYSIS FOCUS

WHEN WE ARE TRADING WE WANT TO FOCUS ON THE TECHNICAL PERSPECTIVE OF A CHART. WE FOCUS ON THE SHORT-TERM VOLATILITY TO FIND A GOOD ENTRY POINT SO THAT WE CAN OPEN A POSITION

# INVESTING

**INVESTING IN THE STOCK MARKET IS BUYING AND SELLING STOCKS OVER A LONG PERIOD, USUALLY A YEAR OR LONGER.**



**WE SHOULD RESEARCH A COMPANY PROPERLY BEFORE WE INVEST IN IT. I SUGGEST WE LOOK AT THE GENERAL TREND, FINANCIALS, AND FUTURE OUTLOOKS OF A COMPANY BEFORE DECIDING TO INVEST IN IT.**

# INVESTING

WHEN WE ARE TRADING WE WANT TO FOCUS ON THE TECHNICAL PERSPECTIVE OF A CHART. WE FOCUS ON THE SHORT-TERM VOLATILITY TO FIND A GOOD ENTRY POINT SO THAT WE CAN START BUYING A CERTAIN STOCK.

WE DO NOT NEED TO TRACK INVESTMENTS EVERY MINUTE OF EACH TRADING DAY. INSTEAD, WE CAN JUST CHECK IT ON A DAY-TO-DAY BASIS.

# DIVIDEND INVESTING

DIVIDEND INVESTING IS WHEN YOU BUY STOCKS OF COMPANIES THAT REGULARLY PAY DIVIDENDS TO THEIR SHAREHOLDERS. THESE DIVIDENDS ARE TYPICALLY A PORTION OF THE COMPANY'S PROFITS, AND YOU AIM TO RECEIVE A CONSISTENT INCOME STREAM WHILE POTENTIALLY BENEFITING FROM LONG-TERM STOCK PRICE APPRECIATION.



# ANALYSIS FOCUS

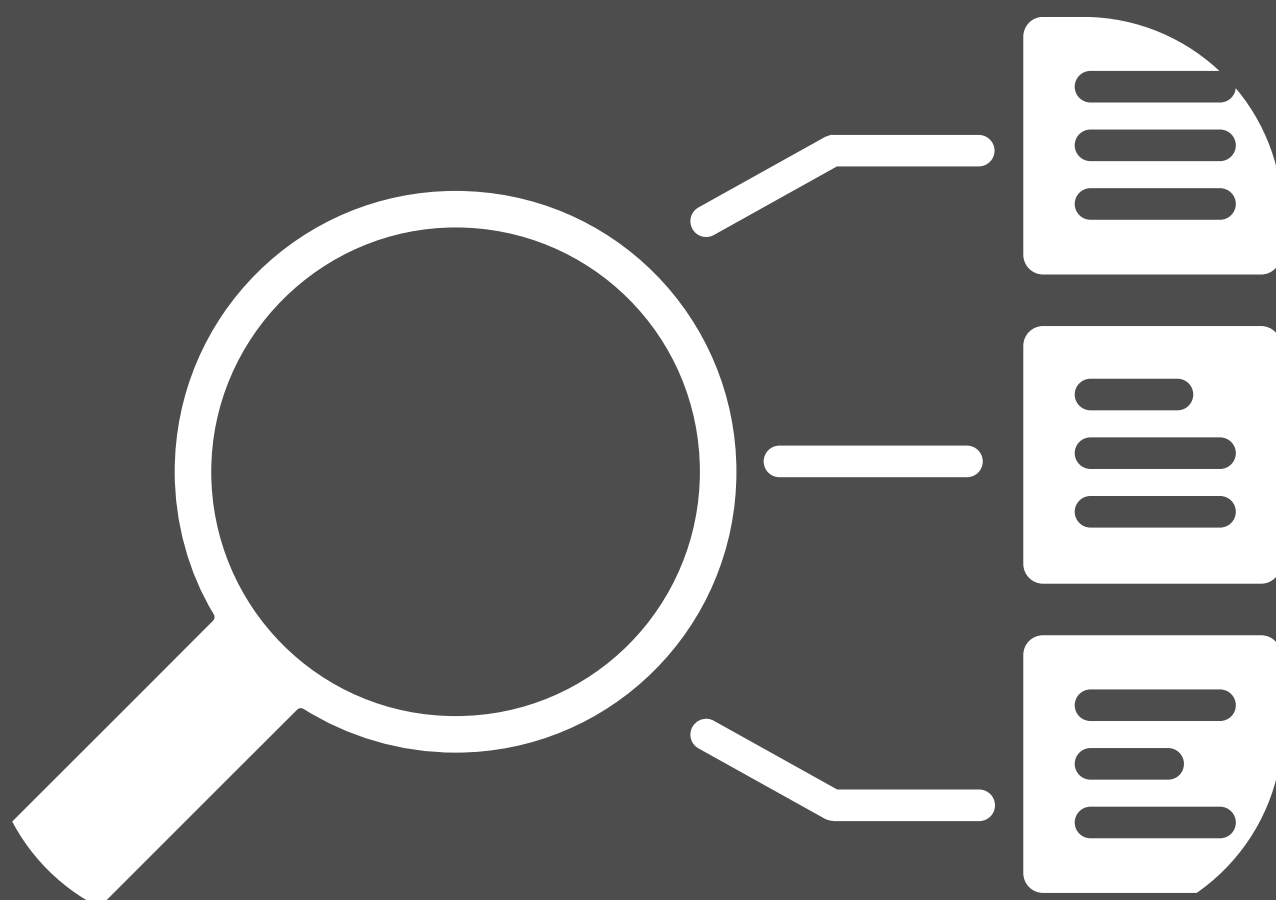
WHEN WE ARE INVESTING WE WANT TO FOCUS ON THE FUNDAMENTALS OF A COMPANY. WE WANT TO CONSIDER THEIR FINANCIALS, THE AMOUNT OF OUTSTANDING SHARES THEY HAVE CIRCULATING IN THE MARKET, AND THEIR FUTURE POTENTIAL.

# OPTIONS

**CERTAIN STOCKS OFFER OPTION CONTRACTS THAT YOU CAN BUY. THE CONTRACTS ARE A WAY TO BET WHETHER A STOCK IS GOING UP OR DOWN.**

**THE CONTRACTS ARE USUALLY WORTH MORE WHEN THE PRICE MOVES CLOSER OR BEYOND A CERTAIN STRIKE PRICE THAT YOU SELECT BEFORE PURCHASING THE CONTRACT.**

**OPTIONS CONTRACTS ARE EXTREMELY VOLATILE AND BRING A LOT OF RISK WITH THEM, ESPECIALLY IF YOU DO **NOT** KNOW WHAT YOU ARE DOING.**




# OPTIONS

OTHER FACTORS LIKE VOLUME AND **THE GREEKS** AFFECT THE PRICE OF A CONTRACT AS WELL. THE CLOSER A CONTRACT GETS TO THE EXPIRATION DATE, THE LESS THE CONTRACT IS WORTH.

THE GREEKS ARE EXPLAINED ON THE NEXT PAGE.

## OPTIONS TRADING

IF WE SUSPECT A CERTAIN STOCK WILL MAKE A GOOD MOVE AND WE ARE CONFIDENT WHETHER THE STOCK WILL GO UP OR DOWN IN A DAY OR UPCOMING WEEK(S), WE CAN PURCHASE OPTION CONTRACTS TO MAXIMIZE THE POTENTIAL PROFITS.





## OPTIONS INVESTING

IF WE SUSPECT A CERTAIN STOCK WILL MAKE A GOOD MOVE AND WE ARE CONFIDENT WHETHER THE STOCK WILL GO UP OR DOWN IN THE UPCOMING MONTHS OR YEAR, WE CAN PURCHASE OPTIONS CONTRACTS WITH LONG-TERM EXPIRATION DATES. WE CALL THESE CONTRACTS LEAPS.


# THE GREEKS

**IN OPTIONS TRADING, "THE GREEKS" ARE A SET OF MATHEMATICAL MEASURES USED TO ASSESS AND QUANTIFY THE RISKS AND SENSITIVITIES OF OPTIONS POSITIONS TO VARIOUS FACTORS, INCLUDING CHANGES IN THE PRICE OF THE UNDERLYING ASSET, CHANGES IN TIME, CHANGES IN IMPLIED VOLATILITY, AND MORE.**



## DELTA

Delta measures the sensitivity of the option's price to changes in the price of the underlying asset. It tells you how much the option's price is likely to change for every \$1 change in the stock price



## GAMMA

Gamma measures the rate of change in the option's delta in response to changes in the underlying asset's price. It provides insight into how delta itself changes with shifts in the underlying asset's price.



## VEGA

Vega measures the sensitivity of the option's price to changes in implied volatility. It helps assess how an option's value is affected by changes in the market's expectation of future price volatility.



## THETA

Theta measures the rate of time decay of an option's value. It tells you how much the option's price is expected to decrease as time passes, assuming all other factors remain constant.



# BROKERS



**BROKERS ARE PLATFORMS THAT CONNECT INVESTORS TO THE FINANCIAL MARKETS. THROUGH A BROKERAGE ACCOUNT, INVESTORS CAN BUY AND SELL STOCKS, BONDS, AND OTHER INVESTMENT PRODUCTS. BROKERS PROVIDE TRADING PLATFORMS, RESEARCH TOOLS, AND SOMETIMES INVESTMENT ADVICE. CHOOSING THE RIGHT BROKER IS CRUCIAL, CONSIDERING FACTORS LIKE FEES, INVESTMENT OPTIONS, AND CUSTOMER SERVICE. WITH A BROKER, INVESTORS CAN ACCESS THE FINANCIAL MARKETS AND TAKE CONTROL OF THEIR INVESTMENT JOURNEY.**

---

## RECOMMENDED BROKERS

### USA

- CHARLES SCHWAB
- FIDELITY
- WEBULL

### OTHERS

- INTERACTIVE BROKERS
- DEGIRO
- REVOLUT

**NOT ALL USA-BASED BROKERS ARE AVAILABLE IN EVERY COUNTRY AROUND THE WORLD. WE WOULD HIGHLY RECOMMEND RESEARCHING WHETHER YOU CAN HAVE A USA-BASED BROKER IN YOUR PREFERRED COUNTRY. IF NOT, DO NOT WORRY BECAUSE THERE ARE OTHER OPTIONS.**



# USA

## **CHARLES SCHWAB**

**KNOWN FOR ITS EXCELLENT CUSTOMER SERVICE, LOW FEES, AND USER-FRIENDLY PLATFORM, CHARLES SCHWAB OFFERS A WIDE RANGE OF INVESTMENT OPTIONS, INCLUDING STOCKS, ETFS, MUTUAL FUNDS, AND MORE. WITH ROBUST RESEARCH TOOLS AND EDUCATIONAL RESOURCES, IT'S AN EXCELLENT CHOICE FOR BOTH BEGINNERS AND EXPERIENCED INVESTORS.**

## **FIDELITY**

**FIDELITY IS RENOWNED FOR ITS EXTENSIVE SELECTION OF INVESTMENT OPTIONS, INCLUDING LOW-COST INDEX FUNDS AND COMMISSION-FREE TRADES. IT OFFERS POWERFUL TRADING PLATFORMS, COMPREHENSIVE RESEARCH TOOLS, AND PERSONALIZED ADVICE TO HELP INVESTORS ACHIEVE THEIR FINANCIAL GOALS.**

## **WEBULL**

**WEBULL IS A COMMISSION-FREE BROKERAGE PLATFORM THAT HAS GAINED POPULARITY AMONG INVESTORS FOR ITS USER-FRIENDLY INTERFACE, ADVANCED TRADING TOOLS, AND WIDE RANGE OF INVESTMENT OPTIONS. WHILE WEBULL IS PRIMARILY TARGETED TOWARDS U.S. INVESTORS, IT DOES OFFER LIMITED AVAILABILITY FOR EUROPEAN INVESTORS IN CERTAIN COUNTRIES.**



# OTHERS

## INTERACTIVE BROKERS

INTERACTIVE BROKERS IS A POPULAR CHOICE AMONG EUROPEAN INVESTORS FOR ITS LOW FEES, EXTENSIVE RANGE OF INVESTMENT PRODUCTS, AND ADVANCED TRADING PLATFORMS. IT OFFERS ACCESS TO GLOBAL MARKETS, INCLUDING STOCKS, OPTIONS, FUTURES, CURRENCIES, AND MORE. WITH COMPETITIVE PRICING AND SOPHISTICATED TRADING TOOLS, IT'S SUITABLE FOR BOTH ACTIVE TRADERS AND LONG-TERM INVESTORS.

## DEGIRO

DEGIRO IS KNOWN FOR ITS LOW-COST TRADING AND BROAD RANGE OF INVESTMENT OPTIONS, MAKING IT A POPULAR CHOICE FOR EUROPEAN INVESTORS. IT OFFERS COMMISSION-FREE TRADING ON A WIDE VARIETY OF STOCKS, ETFS, BONDS, OPTIONS, AND MORE. DEGIRO'S USER-FRIENDLY PLATFORM AND TRANSPARENT PRICING STRUCTURE MAKE IT SUITABLE FOR INVESTORS OF ALL EXPERIENCE LEVELS.

## REVOLUT

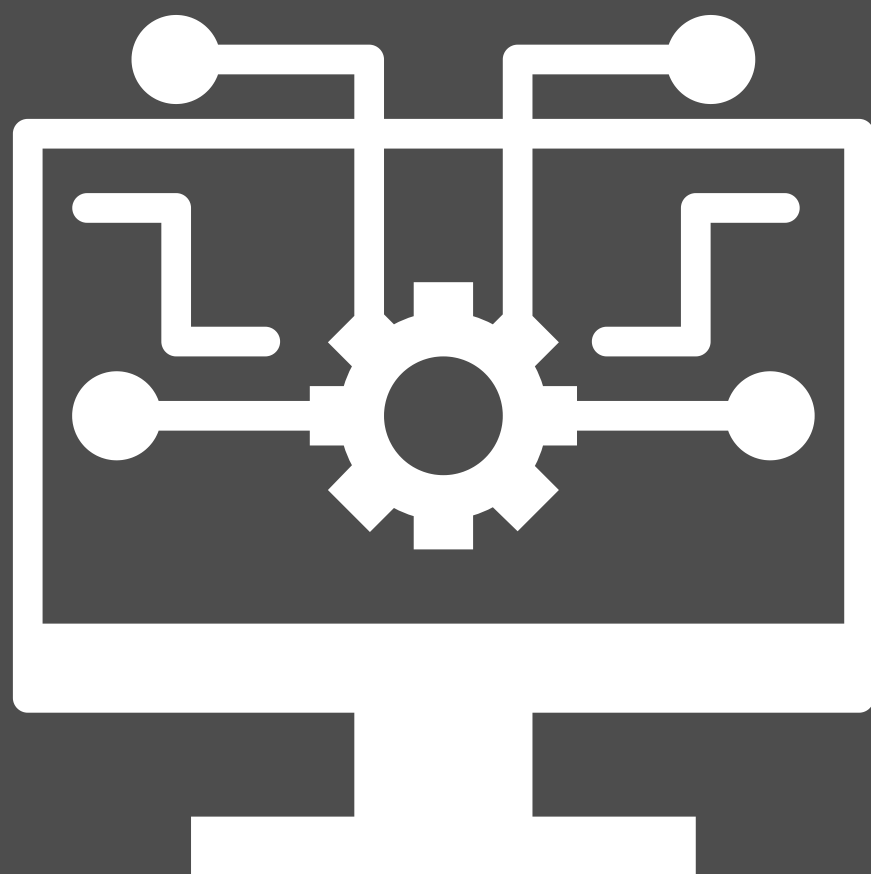
REVOLUT IS A FINTECH COMPANY THAT OFFERS A MOBILE APP-BASED BROKERAGE PLATFORM, ALLOWING EUROPEAN INVESTORS TO BUY AND SELL STOCKS AND ETFS WITH EASE. WITH COMPETITIVE PRICING AND NO ACCOUNT MINIMUMS, REVOLUT PROVIDES A CONVENIENT AND ACCESSIBLE OPTION FOR INVESTORS LOOKING TO START INVESTING IN THE STOCK MARKET.



# SOFTWARE

**SOFTWARE REFERS TO THE TRADING PLATFORMS PROVIDED BY BROKERAGE FIRMS TO FACILITATE BUYING AND SELLING OF FINANCIAL ASSETS. THESE PLATFORMS ARE ESSENTIALLY APPLICATIONS OR INTERFACES THAT INVESTORS USE TO EXECUTE TRADES, ACCESS MARKET DATA, PERFORM ANALYSIS, AND MANAGE THEIR INVESTMENT PORTFOLIOS. BROKER SOFTWARE TYPICALLY INCLUDES FEATURES SUCH AS REAL-TIME MARKET DATA, ADVANCED CHARTING TOOLS, RESEARCH RESOURCES, AND ORDER EXECUTION CAPABILITIES. IT SERVES AS THE PRIMARY TOOL FOR INVESTORS TO INTERACT WITH THE FINANCIAL MARKETS AND MAKE INFORMED TRADING DECISIONS.**

**I RECOMMEND WHEN POSSIBLE USING THE THINKORSWIM SOFTWARE AS I HAVE PERSONALLY EXPERIENCED THIS AS THE MOST ADVANCED SOFTWARE FOR TRADING.**



# **USA BROKERS SOFTWARE**



## **CHARLES SCHWAB**

**CHARLES SCHWAB OFFERS THE THINKORSWIM PLATFORM, WHICH IS WIDELY REGARDED AS ONE OF THE BEST TRADING PLATFORMS IN THE INDUSTRY. THINKORSWIM PROVIDES ADVANCED CHARTING TOOLS, TECHNICAL ANALYSIS INDICATORS, OPTIONS TRADING CAPABILITIES, REAL-TIME MARKET DATA, AND ACCESS TO IN-DEPTH RESEARCH AND ANALYSIS TOOLS. THE PLATFORM IS AVAILABLE FOR DESKTOP COMPUTERS AND MOBILE DEVICES, OFFERING A SEAMLESS TRADING EXPERIENCE ACROSS MULTIPLE DEVICES.**

## **FIDELITY**

**FIDELITY OFFERS A POWERFUL TRADING PLATFORM CALLED ACTIVE TRADER PRO. THIS PLATFORM PROVIDES ADVANCED TRADING TOOLS, INCLUDING CUSTOMIZABLE CHARTING FEATURES, REAL-TIME MARKET DATA, NEWS AND RESEARCH, AND ADVANCED ORDER TYPES. ACTIVE TRADER PRO IS AVAILABLE FOR DESKTOP COMPUTERS AND OFFERS AN INTUITIVE INTERFACE FOR ACTIVE TRADERS AND INVESTORS.**

## **WEBULL**

**WEBULL IS A COMMISSION-FREE TRADING PLATFORM DESIGNED TO PROVIDE USERS WITH ACCESS TO FINANCIAL MARKETS AND INVESTMENT OPPORTUNITIES. THE PLATFORM OFFERS A USER-FRIENDLY INTERFACE WITH ADVANCED FEATURES, INCLUDING REAL-TIME MARKET DATA, CUSTOMIZABLE CHARTING TOOLS, AND RESEARCH RESOURCES. WITH WEBULL'S SOFTWARE, INVESTORS CAN EXECUTE TRADES, MONITOR THEIR PORTFOLIOS, AND STAY INFORMED ABOUT MARKET TRENDS AND NEWS. THE PLATFORM ALSO INCLUDES PAPER TRADING CAPABILITIES, ALLOWING USERS TO PRACTICE TRADING STRATEGIES WITHOUT RISKING REAL CAPITAL. AVAILABLE ON BOTH MOBILE AND DESKTOP DEVICES, WEBULL'S SOFTWARE PROVIDES A COMPREHENSIVE SOLUTION FOR INVESTORS OF ALL LEVELS.**

# **OTHER BROKERS SOFTWARE**

## **INTERACTIVE BROKERS**

**INTERACTIVE BROKERS OFFERS A COMPREHENSIVE TRADING PLATFORM KNOWN AS TRADER WORKSTATION (TWS). TWS PROVIDES ADVANCED TRADING TOOLS, CUSTOMIZABLE LAYOUTS, REAL-TIME MARKET DATA, AND ACCESS TO A WIDE RANGE OF INVESTMENT PRODUCTS. IT IS DESIGNED FOR ACTIVE TRADERS AND INVESTORS LOOKING FOR SOPHISTICATED TRADING CAPABILITIES.**

## **DEGIRO**

**DEGIRO PROVIDES A USER-FRIENDLY TRADING PLATFORM THAT OFFERS ACCESS TO A BROAD RANGE OF INVESTMENT PRODUCTS, INCLUDING STOCKS, ETFS, BONDS, OPTIONS, AND MORE. THE PLATFORM OFFERS COMMISSION-FREE TRADING ON SELECT PRODUCTS AND PROVIDES REAL-TIME MARKET DATA, RESEARCH TOOLS, AND ORDER EXECUTION CAPABILITIES.**

## **REVOLUT**

**REVOLUT OFFERS A MOBILE APP-BASED BROKERAGE PLATFORM THAT ALLOWS USERS TO BUY AND SELL STOCKS AND ETFS WITH EASE. THE PLATFORM PROVIDES COMMISSION-FREE TRADING, REAL-TIME MARKET DATA, AND BASIC RESEARCH TOOLS. IT IS DESIGNED FOR INDIVIDUALS LOOKING FOR A SIMPLE AND ACCESSIBLE WAY TO INVEST IN THE STOCK MARKET.**

## **NOTE**

**IF YOUR BROKER DOES NOT SUPPORT ANY SOFTWARE THAT COMES CLOSE TO THE CAPABILITIES OF THE THINKORSWIM SOFTWARE (ADDING INDICATORS, DRAWING LINES, OR OPENING DIFFERENT TIMEFRAMES) THAN YOU CAN USE [TRADINGVIEW.COM](https://www.tradingview.com) TO START LEARN HOW TO ANALYZE.**