


TP600LG10TB (Glass - Transparent Backsheet)

MONO PERC BIFACIAL SOLAR MODULE



Illuminating a Sustainable Future



Made in India within a state-of-the-art module production facility.



Low risk of failure - A warranty claim rate of under **0.07%**.



Certified to withstand snow loads of up to **5400Pa**.



Industry leading heavy-duty frame **6005-T6** grade.



PID resistant module.



IP68 rated junction box.



Warranties are subject to the terms and conditions as per the Tata Power Solar warranty document. Certification may vary by module type.

21.54%

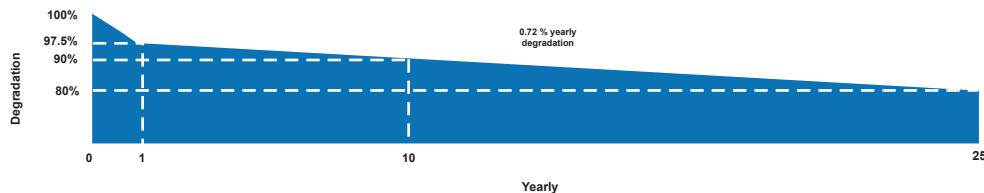
MaxModuleEfficiency

600Wp

MaxPowerOutput

0 ~ +5

PowerTolerance



Electrical Parameters at Standard Test Conditions (STC)*

Nominal power output (W)**	570	575	580	585	590	595	600
Power tolerance (W)	0 ~ +5	0 ~ +5	0 ~ +5	0 ~ +5	0 ~ +5	0 ~ +5	0 ~ +5
Module efficiency (η%)	20.47	20.65	20.83	21.00	21.18	21.36	21.54
Voltage at Pmax VMPP (V)	45.71	45.87	45.97	46.10	46.18	46.28	46.41
Current at Pmax IMPP (A)	12.47	12.54	12.62	12.69	12.78	12.86	12.93
Open-circuit voltage VOC (V)	53.41	53.52	53.63	53.73	53.90	54.01	54.12
Short-circuit current ISC (A)	13.04	13.10	13.12	13.20	13.29	13.37	13.45

Electrical Parameters at 10% Solar Irradiance Ratio

Nominal power output @BSTC (W)	610	615	621	626	631	637	642
Voltage at Pmax VMPP (V)	46.56	46.68	46.80	46.92	47.04	47.16	47.28
Current at Pmax IMPP (A)	13.10	13.18	13.26	13.34	13.42	13.50	13.58
Open-circuit voltage VOC (V)	54.28	54.40	54.52	54.64	54.76	54.88	55.00
Short-circuit current ISC (A)	13.74	13.79	13.83	13.88	13.93	13.97	14.01

Electrical Parameters at NOCT

Power output PMAX (W)	410	414	418	421	425	428	432
Voltage at Pmax VMPP (V)	40.2	40.4	40.5	40.6	40.6	40.7	40.8
Current at Pmax IMPP (A)	10.20	10.26	10.32	10.38	10.45	10.52	10.58
Open-circuit voltage VOC (V)	47.0	47.1	47.2	47.3	47.4	47.5	47.6
Short-circuit current ISC (A)	10.67	10.73	10.75	10.81	10.89	10.95	11.01

Temperature Coefficient Characteristics

NOCT(°C)	45±1
Module efficiency (% / °C)	-0.06 ± 0.01
Temperature Coefficient of Pmax (% / °C)	-0.36
Temperature coefficient of Voc (% / °C)	-0.28
Temperature coefficient of Isc (% / °C)	0.05

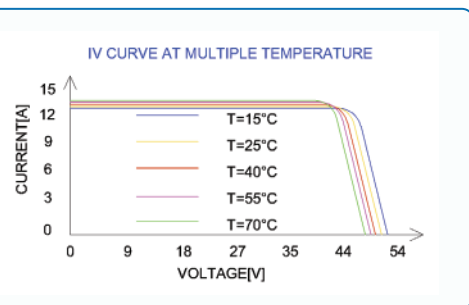
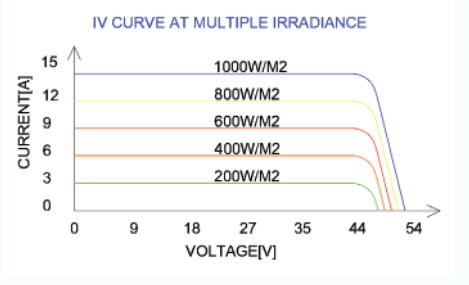
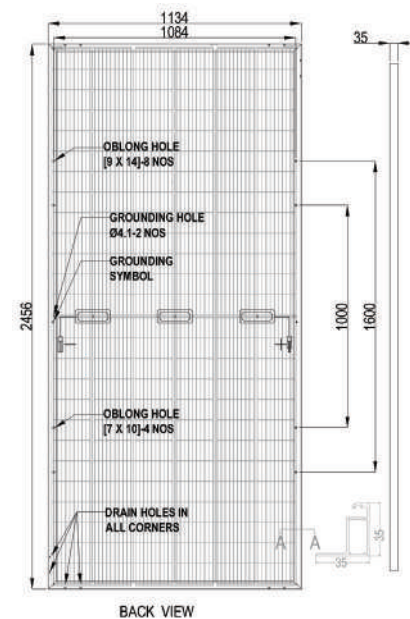
Operating Conditions

Maximum system voltage (V)	1500
Application class	A
Maximum series fuse rating (A)	25
Limited reverse current (A)	25
Operating temperature range (°C)	-40 to 85
Maximum static load (Wind/Snow) Pa	2400 /5400

Module General Characteristics

Module dimensions L X W X H(mm)	2456 x 1134 x 35
Module weight (approx) (Kg)	31±1
No of cells &size	156 Nos/[182 x91]mm
Frame materials	Anodized Aluminium
Glass/Transparent back sheet	3.2mm AR Coated
Junction box	IP68
Cable connector	MC4/MC4 Compatible

Dimensions (mm)



Packaging Details

No of modules per pallet	31
No of Boxes per 40ft Container	20
Box weight (Kg)	1050
Box dimensions L X W X H(mm)	2520 x1145x1290

Testing and Tolerances

*Irradiance of 1000w/m², Spectrum of AM 1.5 and Cell temperature of 25 °C.
 ** Measurement tolerance on Pmax±3%
 a] Tolerance for dimensions±3mm and Tolerance for cable length 0/+50mm.
 b] Bifacial factor [70±10]%
 c] BSTC: Bifacial power gain depends on the plant design and location
 d] Frame : Lock Type-30mm/35mm
 e] Box dimensions are subject to change
 Listed specifications are subject to change without prior notice.