



**100%  
FREE**

# TRUCK DISPATCHING


## A Quick Guide to Success

This guide will help you get your business off the ground and set you on the path to success.

- ✓ Business Legally
- ✓ Licenses & Permits
- ✓ Marketing







<b>BUSINESS NAME</b>	<input type="checkbox"/>	_____
<b>BUSINESS STRUCTURE</b>	<input type="checkbox"/>	_____
<b>BUSINESS REGISTRATION DATE</b>	<input type="checkbox"/>	_____
<b>EIN NUMBER</b>	<input type="checkbox"/>	_____
<b>LICENSES</b>	<input type="checkbox"/>	_____
<b>PERMITS IF ANY</b>	<input type="checkbox"/>	_____
<b>OTHER</b>	<input type="checkbox"/>	_____

## **STEP 2: SET UP YOUR BUSINESS LEGALLY**

### **1. Choose Your Business Structure**

- Sole Proprietorship: Simple and cost-effective, but you'll be personally liable.
- LLC (Limited Liability Company)\*\*: Protects your personal assets and offers tax benefits.

### **2. Register Your Business**

- Choose and register your business name (DBA).
- Obtain an EIN (Employer Identification Number) from the IRS for tax purposes.

### **3. Get the Right Licenses & Permits**

- Depending on your location, check if you need a freight broker license or any specific transport certifications.
- Ensure you're familiar with FMCSA regulations if dealing with interstate logistics.





## STEP 4: MARKETING: GET THE WORD OUT!

### 1. Build a Strong Online Presence

- **Website:** Create a professional, easy-to-navigate website that clearly outlines your services, pricing, and contact info. Include customer testimonials if you have them.
- **Google My Business:** Register your business to increase visibility in local searches.
- **Social Media:** Establish a presence on platforms like LinkedIn, Facebook, and Instagram to connect with potential clients and share valuable content (e.g., trucking tips, industry news).

**Website Domain:**

---

**Google My Business:**

---

**Facebook Page:**

---

**LinkedIn:**

---

**Other:**

---

---

---

## STEP 5: PROVIDE EXCEPTIONAL CUSTOMER SERVICE

### 1. Build Strong Relationships

- **Communication:** Keep in constant contact with clients and drivers. Good communication fosters trust and reliability.
- **Customer Support:** Offer quick responses to any issues or questions. The trucking industry runs 24/7, so consider providing round-the-clock support.

### 2. Focus on Efficiency

The faster you dispatch loads and optimize routes, the more value you bring to your clients. Efficiency will set you apart from competitors.



## **STEP 6: GROW YOUR BUSINESS**

### **1. Reinvest in Marketing**

Once you've gained a few clients, reinvent your marketing strategy to reach larger markets, such as nationwide fleets or international trucking companies.


### **2. Expand Your Team**

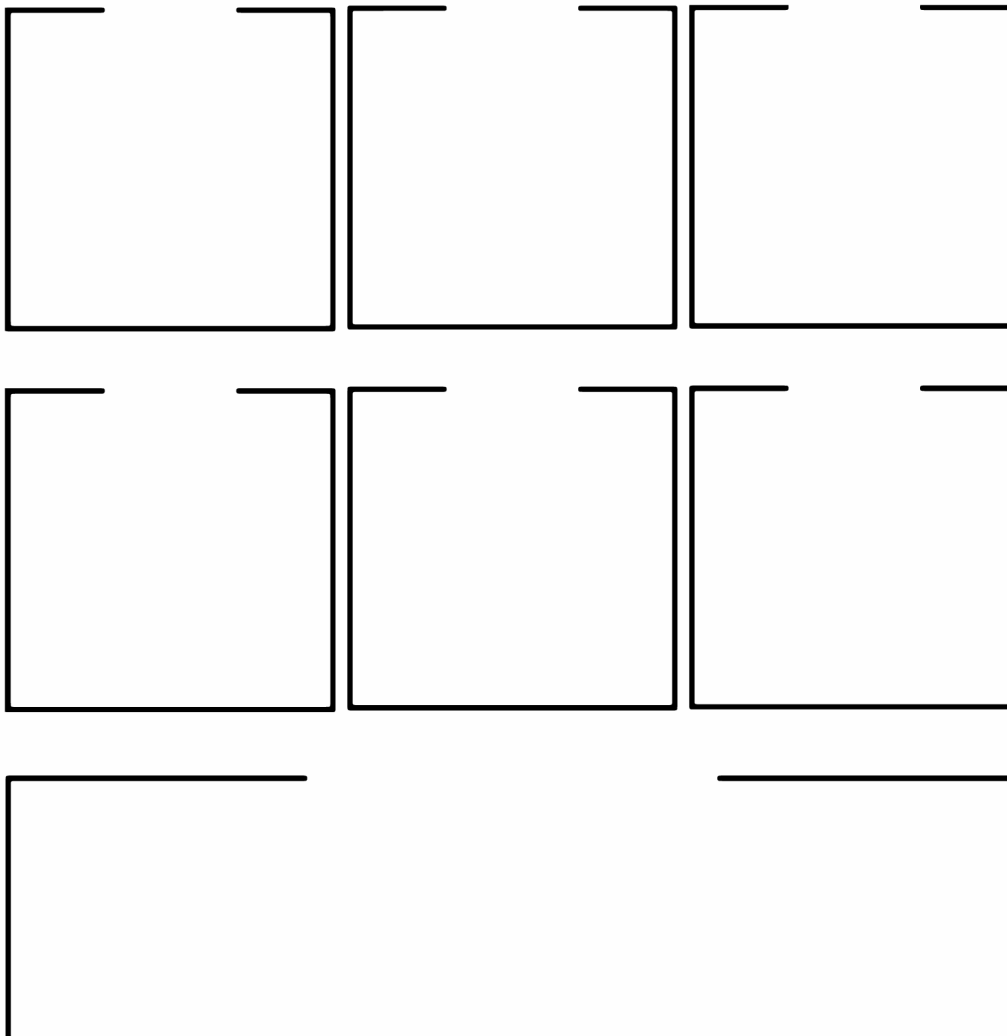
As your business grows, hire additional dispatchers to manage more clients. You might also consider outsourcing certain tasks, like bookkeeping or customer service.


## **STEP 7: STAY UP TO DATE**

The trucking and logistics industry is constantly evolving. Stay updated on:

- New technologies: GPS tracking, AI-powered route optimization, etc.
- Regulations: Always be aware of any changes in trucking laws and insurance requirements.






## **Conclusion: Marketing is Key to Your Success**


While setting up your dispatching business, the most crucial factor for growth is effective marketing. A strong online presence, word-of-mouth referrals, and targeted ads will help you connect with truckers and fleet owners, driving business success.

By focusing on your niche, investing in the right tools, and utilizing smart marketing strategies, you'll be able to create a thriving truck dispatching business.





This guide offers a focused, actionable plan that combines the essential steps to start your truck dispatching business, with a particular emphasis on effective marketing to boost visibility and attract clients.



YOU  
GOT  
THIS

---

*OPTIPRIMELOGI.COM*