
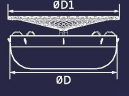


Product Specification

The device specification for single lobe LAA

	Code	D Distal Umbrella Diameter (mm)	D1 Proximal Cover Diameter (mm)	Size of LAmBRE™ Delivery System
	LT-LAA-1622	16	22	8F, 900mm
	LT-LAA-1824	18	24	
	LT-LAA-2026	20	26	9F, 900mm
	LT-LAA-2228	22	28	
	LT-LAA-2430	24	30	
	LT-LAA-2632	26	32	10F, 900mm
	LT-LAA-2834	28	34	
	LT-LAA-3036	30	36	
	LT-LAA-3236	32	36	
	LT-LAA-3438	34	38	
	LT-LAA-3640	36	40	

The device specification for multiple lobes LAA

	Code	D Distal Umbrella Diameter (mm)	D1 Proximal Cover Diameter (mm)	Size of LAmBRE™ Delivery System
	LT-LAA-1630	16	30	9F, 900mm
	LT-LAA-1832	18	32	
	LT-LAA-2032	20	32	10F, 900mm
	LT-LAA-2234	22	34	
	LT-LAA-2436	24	36	
	LT-LAA-2638	26	38	

LAmBRE™ LAA Delivery System with 45°x 30° Double Curves

	Code	Sheath ID (mm)	Sheath OD (mm)	Sheath Length (mm)
	SL8F45×30-900	2.7	3.5	900
	SL9F45×30-900	3.0	3.8	900
	SL10F45×30-900	3.4	4.1	900

LAmBRE™ LAA Delivery System with 45° Single Curve

	Code	Sheath ID (mm)	Sheath OD (mm)	Sheath Length (mm)
	SL8F45-900	2.7	3.5	900
	SL9F45-900	3.0	3.8	900
	SL10F45-900	3.4	4.1	900

LAmBRE™
LAA Closure System



Better and Safer Technology for LAA Closure

LifeTech Scientific Corporation

Add: Cybio Electronic Building, Langshan 2nd Street, North Area of High-tech Park, Nanshan District, Shenzhen 518057, P. R. China

Tel: +86-755-86026250 Fax: +86-755-86026251

Email: marketing@lifetechmed.com

Web: www.lifetechmed.com





LAA Closure System

A Novel Left Atrial Appendage (LAA) Closure Device



Easy to Use and Safe

Innovative umbrella design

- Close LAA regardless of its anatomy
- Fully retrievable and repositionable

Patented anchor design for better device fixation

- Small distal hooks to engage LAA walls
- Round U-shaped Ends to trap trabeculations
- Over-sized umbrella to stent against LAA

8-10 Fr. small delivery sheath

The delivery system is available in

- double curves (45° X 30°) of distal tip
- single curve (45°) of distal tip

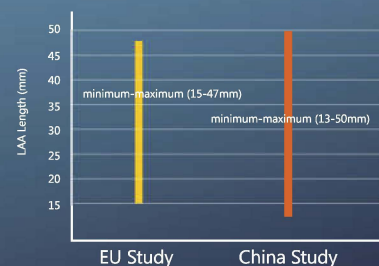
Global Clinical Trials Data Demonstrated LAmBRE™ Safe and Easy for LAA Closure

■ High implant success^[1]



99.6%
(n=218)
Global Study
**Implant
Success**

■ Successful implantation regardless of LAA anatomies



Could include patients who may be rejected by other devices due to short LAA depth.

100%
(n=218)
Patient Inclusion
Regardless of
LAA Anatomies

■ Stable fixation

No device embolization or migration.

0.00%
(n=218)
Device
Embolization

[1] Implant success: stable placement within LAA and immediately residual flow less than 5mm.