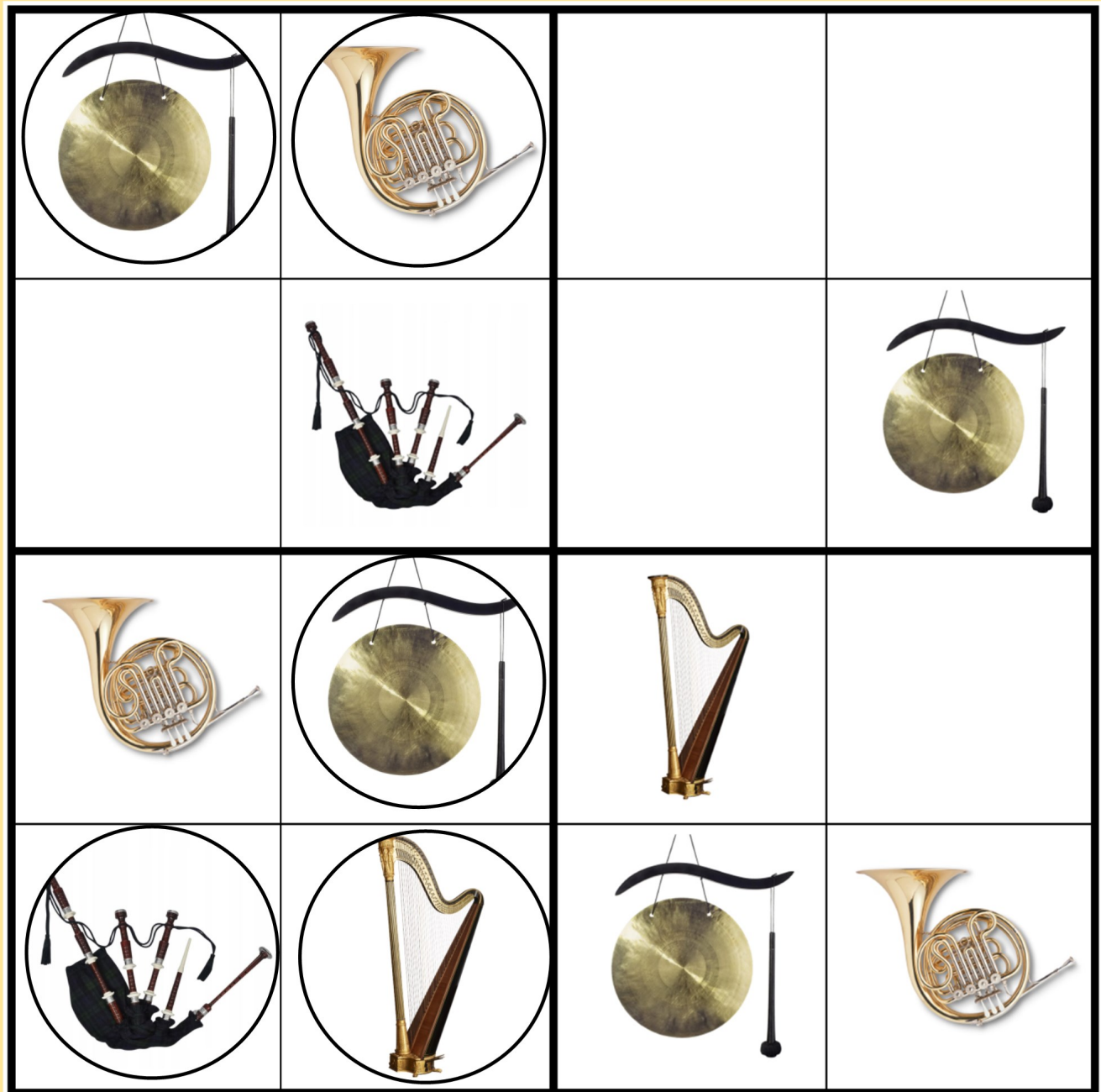


# SUDOKU 4x4 FOR KIDS CUT & PASTE

AGE:  
3-8



# INSTRUMENTS











**SUDOKU 4 x 4  
FOR CHILDREN  
CUT & PASTE**

**INSTRUMENTS**

**IT BELONGS TO: \_\_\_\_\_**

# How to solve?












Instruments on this page:

 clarinet	 grand piano	 lyre	 snare drum
			
			
			
			

## Step 1.

Look at this little box 2x2. The missing instrument is a snare drum. Now you can paste cutted snare drum in the right box.

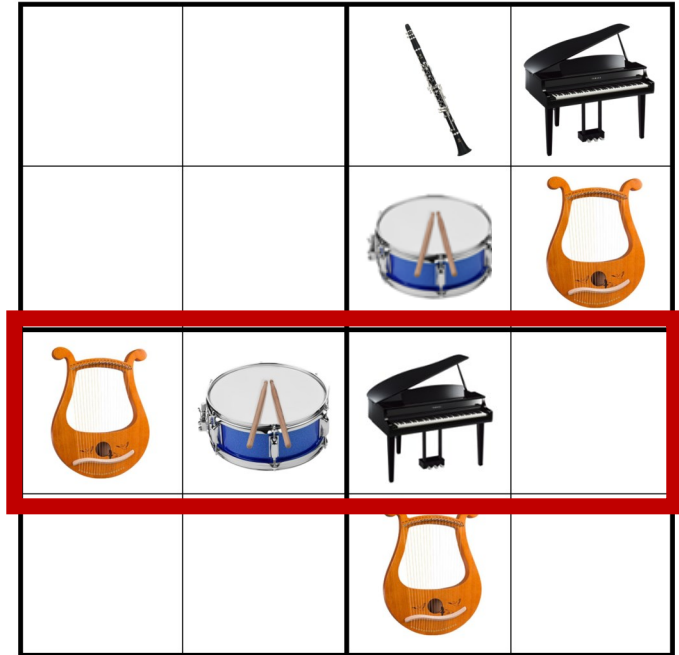
Instruments on this page:

 clarinet	 grand piano	 lyre	 snare drum
			
			
			
			

## Step 2.

Look at this column. The missing instrument here is a grand piano. Now you can paste cutted grand piano in the right box.

**Instruments on this page:**

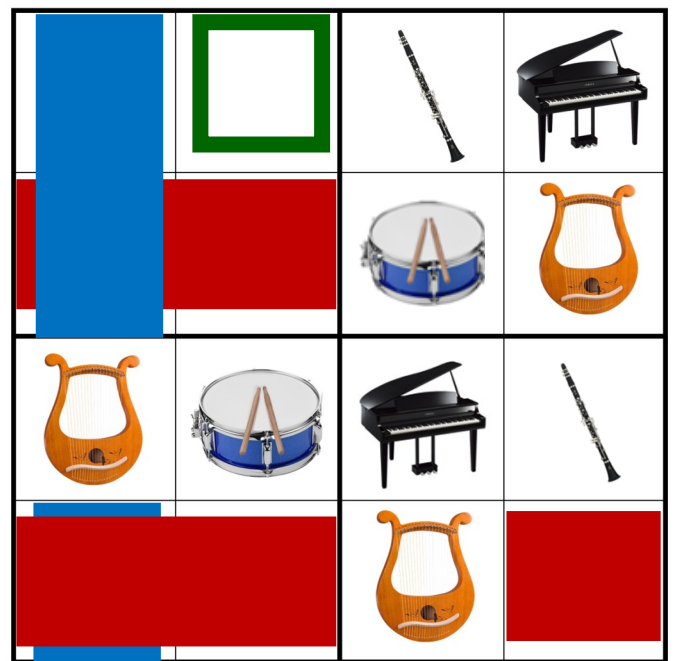


**Step 3.**

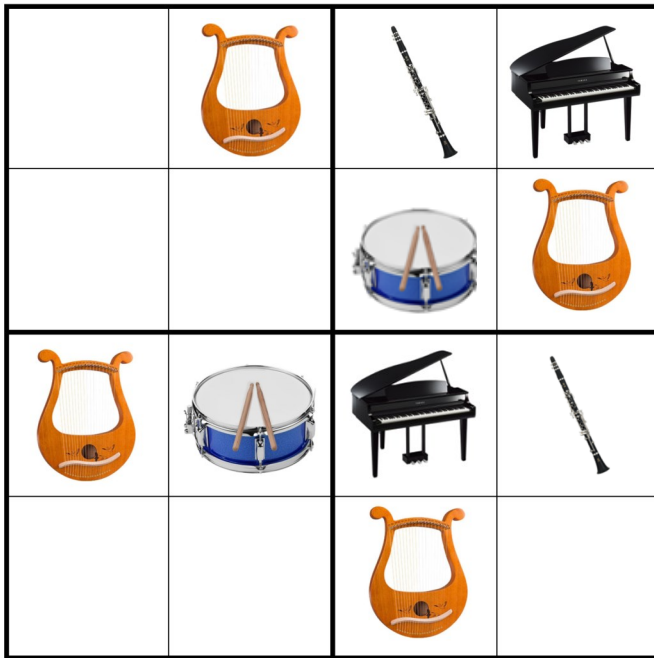
Look at this row. The missing instrument here is a clarinet. Now you can paste cutted clarinet in the right box.

**Step 4.** You can mark the boxes where you can no longer place any more lyres (you know where they are in each remaining row and each remaining column). Then, you will see only one correct box where you can place the last cutted lyre.

**Instruments on this page:**



**Instruments on this page:**



**Step 5.**

Now you can solve the Sudoku using right methods from steps 1-4.

**Instruments on this page:**



**Solved sudoku:**



# Instruments on this page:



**bagpipes**









**harp**











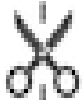
**gong**



**French horn**





# Instruments on this page:



clarinet









grand piano













lyre



snare drum








### Instruments on this page:



## What's Inside?

- ✓ Easy 4x4 Sudoku – simple grids perfect for beginners.
- ✓ Cut and paste activities – instead of writing, kids place stickers or cut-out pieces!
- ✓ 56 different instruments – learn new words while solving puzzles.
- ✓ Improves concentration, memory, and hand-eye coordination.
- ✓ Colorful illustrations and engaging tasks that encourage learning.

## Who is this book for?

- Children aged 3-8 years old.
- Preschoolers and kids who haven't learned to write numbers yet.
- Parents and teachers looking for educational puzzle books.

**Learning Through Play!** 

amazon



facebook

 Instagram



[nb-teacher.com](http://nb-teacher.com)