

Life Is On

Schneider  
Electric

 Price List




# Panel Builder

With effect from February 03<sup>rd</sup>, 2025



[se.com/in](https://se.com/in)



<b>EasyPact CVS:</b>	
Range Overview (up to 630A) 	15
MCCBs for Distribution Network	16
EasyPact CVS Switch Disconnecter Version	20
Accessories	21
Range Overview (800A to 1250A)	24
MCCBs for Distribution Network	26
<b>Moulded Case Circuit Breakers:</b>	
<b>ComPact NSX:</b>	
Range Overview (up to 630A) 	33
MCCBs for Distribution Network	34
Circuit Breakers for Motor Protection	37
Accessories	39
Unique Modular Ground Fault Protection	42
<b>ComPact NS:</b>	
Range Overview	45
New Gen Compact NS	46
<b>EasyPact EZC:</b>	
<b>Earth Leakage Protection:</b>	
Vigirex - Earth Leakage Protection Relay	48
<b>Switch Disconnector:</b>	
ComPact- INS & INV Switch Disconnectors	49
Switch Disconnector fuse units - range overview	50
FuPact Switch Disconnector and Accessories	51
<b>Air Circuit Breakers:</b>	
<b>MasterPact MTZ Active:</b> 	
Range Overview	53
<b>MasterPact NT/NW:</b>	
Range Overview	55
MicroLogic Trip system	56
ATS Kit range	56
<b>EasyPact MVS:</b>	
Range Overview	58
ET/ETA/ETV Trip System	59
Draw-out type Circuit breakers and Switch Disconnectors	60
Fixed type Circuit breakers and Switch Disconnectors	62
Accessories	64
EasyPact™ MVS T3 at 1140V AC	65
<b>EasyPact SPS:</b>	
Range Overview	66
Draw-out type Circuit breakers and Switch disconnector	67
Fixed type Circuit breaker and Switch disconnector	68
Accessories	68
<b>Automatic Transfer Switch:</b>	
Range Overview	69
ASCO 7000 SERIES IEC Medium Voltage	70
ATS (ASCO) Series 7000/300	72
ATS WOTPC	73
TransferPacT Active Automatic	75
TransferPacT Active Automatic Coordination Table	77
WATSN (ATS and RTS)	82
WATSN Coordination Table	83

Switching  
and  
Controlling  
Products

<b>Easy TeSys:</b>	
Easy TeSys Power Contactors (3 Pole) . . . . .	87
Easy TeSys Power Contactors (4 Pole) . . . . .	88
Easy TeSys Contactor Accessories . . . . .	89
Easy TeSys Thermal Overload Relay . . . . .	91
Easy TeSys Circuit Breaker for Motor Protection. . . . .	92
<b>TeSys Control:</b>	
TeSys K Control Relays . . . . .	97
TeSys K Power Contactors . . . . .	97
TeSys K Accessories . . . . .	98
TeSys Capacitor Duty Contactor . . . . .	98
TeSys Deca Control Relays . . . . .	99
TeSys Deca Power Contactors (3 Pole) . . . . .	99
TeSys Deca Power Contactors (4 Pole) . . . . .	100
TeSys Deca Advanced Contactor (3 Pole) . . . . .	104
TeSys Deca Advanced Contactor (4 Pole) . . . . .	104
TeSys Deca Accessories. . . . .	106
TeSys Giga Power Contactors. . . . .	114
TeSys Giga Accessories . . . . .	115
<b>TeSys Protect:</b>	
TeSys Overload Relay . . . . .	119
Electronic Over Current Relay . . . . .	121
<b>TeSys Power:</b>	
TeSys Motor Circuit Breakers . . . . .	124
Circuit Breakers for Motor Protection Accessories . . . . .	125
<b>TeSys Switches:</b>	
TeSys Switches . . . . .	128
<b>TeSys Active:</b>	
TeSys Island . . . . .	130
TeSys U . . . . .	132
TeSys T - iMCC Relays . . . . .	134

Industrial  
Automation  
Products

<b>Phaseo Power Supplies:</b>	
Phaseo Power Supplies. . . . .	137
<b>Harmony Smart Relays:</b>	
Harmony Smart Relays . . . . .	138
<b>Altivar AC Drives:</b>	
Altivar ATV12 . . . . .	143
Altivar ATV310 . . . . .	143
Altivar ATV610 . . . . .	146
Altivar ATV212 . . . . .	146
Altivar ATV320 . . . . .	147
Altivar ATV320 Solar . . . . .	149
Altivar ATV340 . . . . .	152
Altivar ATV630 . . . . .	155
Altivar ATV930 . . . . .	156
Altivar Process Modular . . . . .	158
<b>Altivar Soft Starter:</b>	
ATS01 . . . . .	165
ATS130 . . . . .	165
ATS22 . . . . .	165
ATS430 . . . . .	167
ATS480 . . . . .	171
ATS490 . . . . .	173
<b>Harmony Relays:</b>	
Harmony Plug - In Relays . . . . .	175
Harmony Electronic Timers/Control Relays. . . . .	179
Easy Harmony Solid State Relays . . . . .	182
Easy Harmony Electronic Relays . . . . .	184

Industrial  
Automation  
Products

**Control & Signaling Components:**

Easy Harmony XA2 Plastic Pilot Lights . . . . . 186

Harmony XB5/XB7 Plastic (Pushbutton, Switches ) . . . . . 187

Easy Harmony XB2 Metal ( Pushbutton, Switches). . . . . 192

Harmony Control Station & Enclosures . . . . . 193

Harmony XVB Modular Tower Light. . . . . 194

Harmony XVB7 Modular Tower Light 70 mm. . . . . 197

Signaling Illuminated beacons . . . . . 198

Easy Harmony XVG Monolithic Tower Light 60 mm . . . . . 201

Harmony Control Station XAPD Metal . . . . . 205

**Harmony Panels and Industrial PCs:**

Harmony Basic HMI Panels for Simple Machines. . . . . 208

Harmony Advanced HMI Panels for Performance Machines . . . . . 211

Harmony HMI Software and Services . . . . . 215

Final  
Distribution  
Products

**Acti 9 Distribution System:**

Miniature Circuit Breakers (MCBs) . . . . . 222

Residual Current Devices (RCDs) . . . . . 225

Auxiliaries and Accessories for MCBs/RCDs . . . . . 228

Surge Protection Devices (SPDs) . . . . . 230

Control and Command Products. . . . . 232

ComReady Control and Command Products . . . . . 234

Isobar Distribution System . . . . . 235

Acti 9 Isobar Pan Assembly . . . . . 237

Acti 9 Distribution Boards . . . . . 238

Acti 9 Modular Distribution Boards - Metallic . . . . . 242

**Timers & Time Switches:**

Timers & Time Switches . . . . . 249

**Kaedra Enclosures:**

Kaedra Enclosures-Weather Proof . . . . . 251

**PratiKa:**

PratiKa Plugs & Sockets . . . . . 253

**Electra:**

Electra Metal Clad Plugs & Sockets . . . . . 257

**56 Series:**

56 Series . . . . . 258

Power  
Monitoring  
Products

**Tailored Offers for Specific Applications and Segment:**

HDPM . . . . . 263

Insulation Monitoring Devices . . . . . 263

**High Accuracy, Specialized Solutions - for MV/LV Distribution:**

PowerLogic™ ION9000T . . . . . 265

PowerLogic™ ION9000. . . . . 265

PowerLogic™ ION7400 . . . . . 266

PowerLogic™ PM8000 Series . . . . . 266

**High Accuracy, ComPact, Power Meters - for HV/MV/LV Distribution:**

PowerLogic™ PM5000 . . . . . 268

Smart Demand Controller - EM7200 . . . . . 269

EasyLogic PM2000 Series. . . . . 270

**India's Most Sold Multifunction Meters:**

EasyLogic™ EM6400NG+ . . . . . 272

**India's Most Trusted, Reliable and Accurate Load Managers:**

Hexa Series EM64XXH and PM1130H Meters . . . . . 274

Hexa Series LCD Range . . . . . 275

Hexa Series PM112XH Series . . . . . 276

Hexa Series PM11XXH Series . . . . . 276

**PowerTag - World's Smallest Energy Sensor:**

PowerTag for MCB. . . . . 278

PowerTag for MCCB . . . . . 278

Smartlink . . . . . 279

Communication Auxiliaries . . . . . 279

Power  
Monitoring  
Products

**DIN Rail Mount Meters - Accurate, Flexible Power Meters:**

PowerLogic™ PM3200 Series . . . . . 281  
 PowerLogic™ iEM2000 and iEM3000 Series . . . . . 282

**Ethernet Communication Gateways:**

Ethernet Communication Gateway Server / Converters . . . . . 285

**LCD Display Energy Meter & VAF+PF Meter:**

EM1000 / EM1200 Series . . . . . 286  
 DM 6100 Series . . . . . 286

**CE compliance - Volt/Amp/ frequency meter:**

EasyLogic™ DM3000 / DM1000 . . . . . 287

**Just the Basics - Voltage / Ampere / Frequency Meters:**

Just the Basics - Voltage / Ampere / Frequency Meters . . . . . 287

Power  
Quality  
Products

**LV- Power Quality Products and Equipment:**

EasyLogic™ PFC+ Capacitor . . . . . 291  
 Can (Cylindrical) Type 440V Capacitors . . . . . 293  
 Box (Square) Type 440V Capacitors . . . . . 294  
 Detuned Filter Application Capacitors . . . . . 295  
 Detuned Reactor 440V Range . . . . . 299  
 Copper Wound Detuned Reactor 440V Range . . . . . 301  
 APFC Relays . . . . . 303  
 PowerLogic™ PCS+ . . . . . 306  
 PowerLogic™ PCSn . . . . . 306  
 PowerLogic™ EVC+ . . . . . 309  
 EasyLogic™ APF . . . . . 309  
 Power Factor Correction Equipment- VarSet . . . . . 313

# One stop shop for all your electrical needs



 Flexible Payments

 Express Delivery

 Online Tech Support



Explore more at

[shop.schneider-electric.co.in](https://shop.schneider-electric.co.in)

Life Is On

**Schneider**  
Electric



# Environmental Data Program

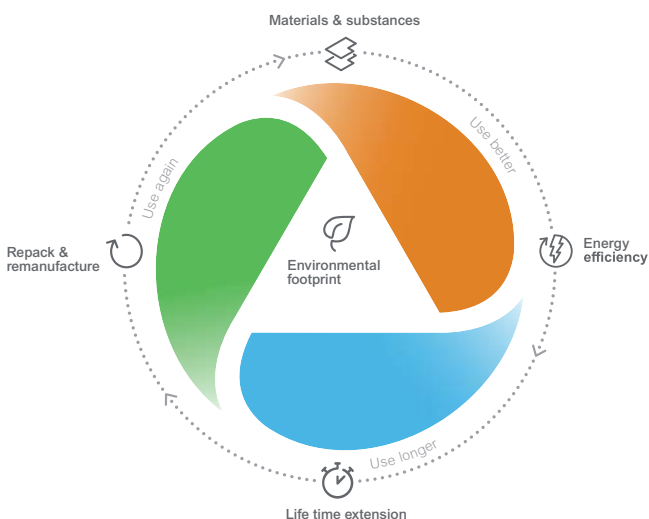


## Next-level transparency for better-informed product choices

The Environmental Data Program is a framework for how we measure, categorize, and compare the environmental attributes and footprint of our products.

Using a rigorous, fact-based methodology, the program provides environmental data from across the product lifecycle.

Five data categories across the product lifecycle



**Use Better:** How sustainable a product is, including environmental footprint, materials and substances, packaging, and energy efficiency.

**Use Longer:** How a product's life time can be effectively extended in terms of reparability and updatability.

**Use Again:** How a product can be reused, from dismantling and remanufacturing to recyclability and manufacturer take back.

With this transparent, verified data, customers and partners are empowered to make conscious environmental choices and accurately evaluate and report on sustainability performance.

All our hardware offers have an associated environmental data available on [se.com](http://se.com) product pages.



# Protect uptime and business continuity

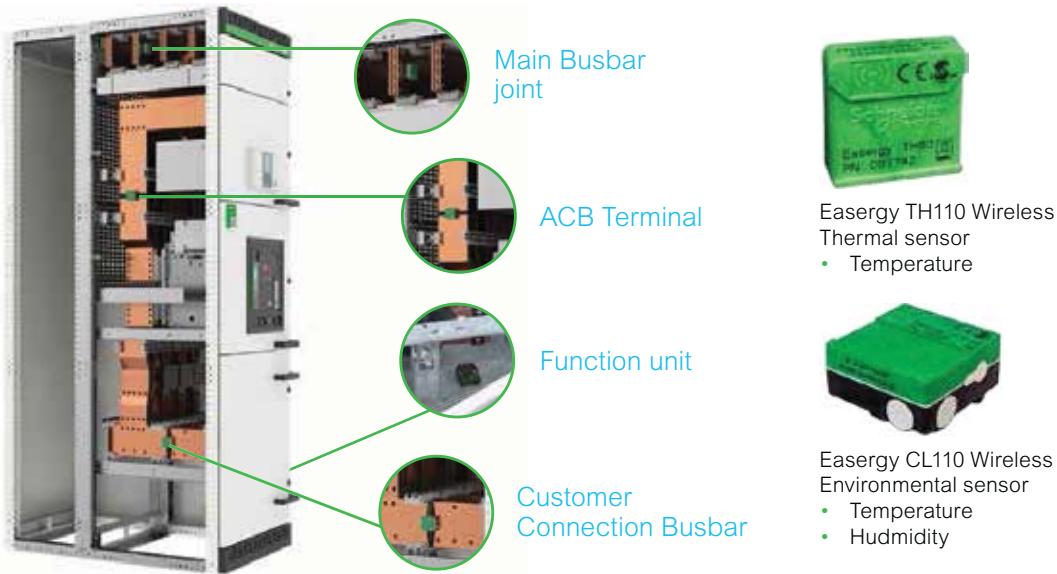
From Preventive to Predictive Maintenance

## Minimize downtime, increase safety

Problems in electrical equipment continue to be one of the leading causes of fires in commercial and industrial properties.

The European Fire Academy (EFA) estimates that 25% of building fires are electrical in origin<sup>(1)</sup>, while 56% of industrial disasters in India are due to electrical faults.

## Wireless LV thermal monitoring solution



Schneider Electric LV switchboard Thermal Monitoring minimizes downtime and increases safety while reducing insurance premiums related to fire risks

Given such risks, keeping critical equipment up and running is a priority in buildings and facilities worldwide. The objectives are three-fold:

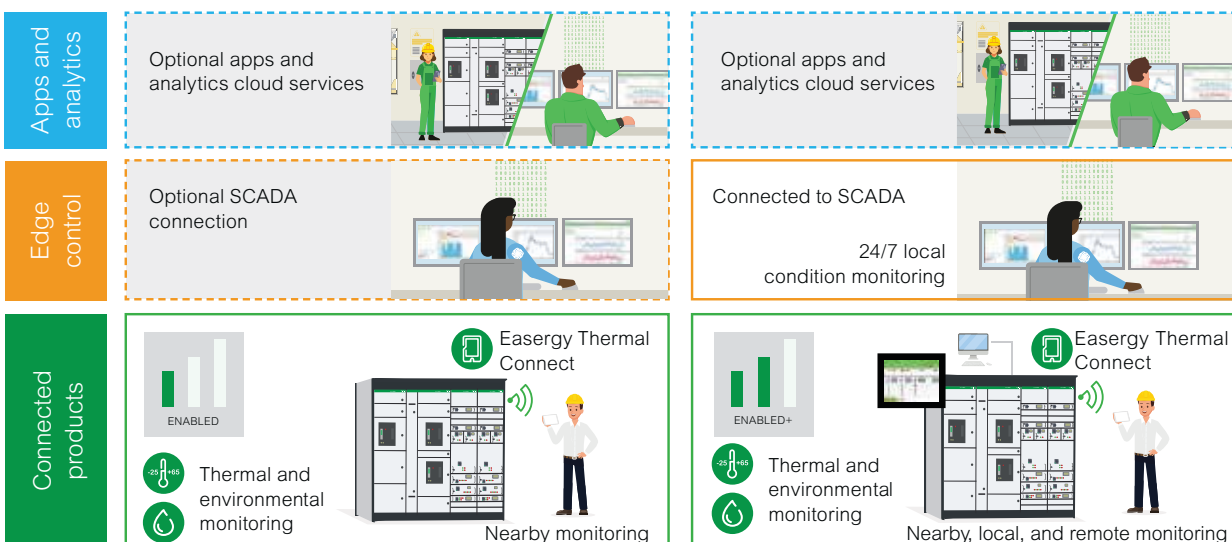
- **Maintain** operational uptime and business continuity
- **Reduce** operational expenses and total cost of ownership
- **Protect** building occupants and electrical distribution equipment

The Thermal Monitoring design combines a robust and proven architecture, standardized modules, and Schneider Electric devices. Permanently installed sensors on busbar connections, cable compartments, and breaker contacts provide continuous monitoring to perform predictive maintenance.

While IR inspections may miss critical conditions that happen between scheduled scans, Thermal Monitoring not only detects potential hazards but immediately sends alerts to operations and maintenance teams, allowing them to respond before any unsafe or damaging conditions occur.

(1) European Fire Academy

## Schneider Electric LV switchboard Thermal Monitoring with Scalable Connectivity

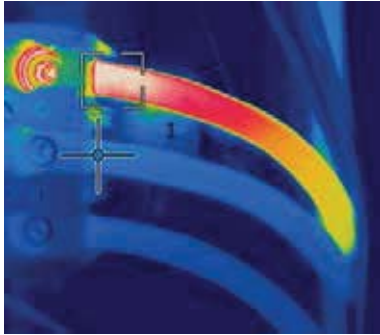


# Improve safety with early detection of cable overheating

Electrical fires can generate huge losses in commercial buildings from the loss of business continuity, business opportunity costs, assets, and production loss. These losses can be so significant that they can even destroy companies.

Mechanism	Frequency
Poor connections	Most ↓ Least
Arcing across a carbonized path	
Arcing in air	
Excessive thermal insulation	
Overload	
Ejection of hot particles	
Dielectric breakdown in solid or liquid insulators	
Miscellaneous phenomena	

**Typical connection issues in LV electrical assemblies**



A thermographic image of a cable connection on a MCCB showing how a loose connection causes the connection point and cable to overheat.

The equipment inside LV switchgear and panelboards is susceptible to a range of fire risks, as defined by the IEC 63054 standard. Of these risks, poor connections are the most frequent.



HeatTag™ smart insulation decomposition detection (IDD) device

Detection of abnormal heating Loose cable connections can contribute to thermal runaway. PowerLogic HeatTag sensors identify potential problems before they get out of control.

HeatTag is a Smart Sensor for **Early Detection** of **Overheating** wire connections or cables. HeatTag helps preventing electrical cabinets from being damaged, by **analyzing gas and particles** in the air and sending **alerts before** any smoke or insulator browning



PVC insulation material behavior with increasing temperature



## PowerLogic™ HeatTag

### Switchboard condition analysis:

- Analyzes gases and micro-particles emitted by overheating cable
- 3 level of alerts depending on severity
- Measures ambient temperature and hygrometry
- Provides switchboard air quality index

### Sensor self-diagnosis:

- Fan maintenance alert
- Sensor health alert

PowerLogic HeatTag helps prevent electrical cabinets from being damaged by analyzing airborne gas and particles and sending alerts before smoke appears or an electrical fire starts.

HeatTag is much more than a fire or smoke detector - it scientifically detects overheating in electrical installations before any damage is done.



EcoStruxure™ Facility Expert

# EcoStruxure™ Facility Expert

Designed to keep you in touch with your equipment

**Say goodbye** to paperwork, outdated files, conflicting information, missing documents, and unplanned maintenance.

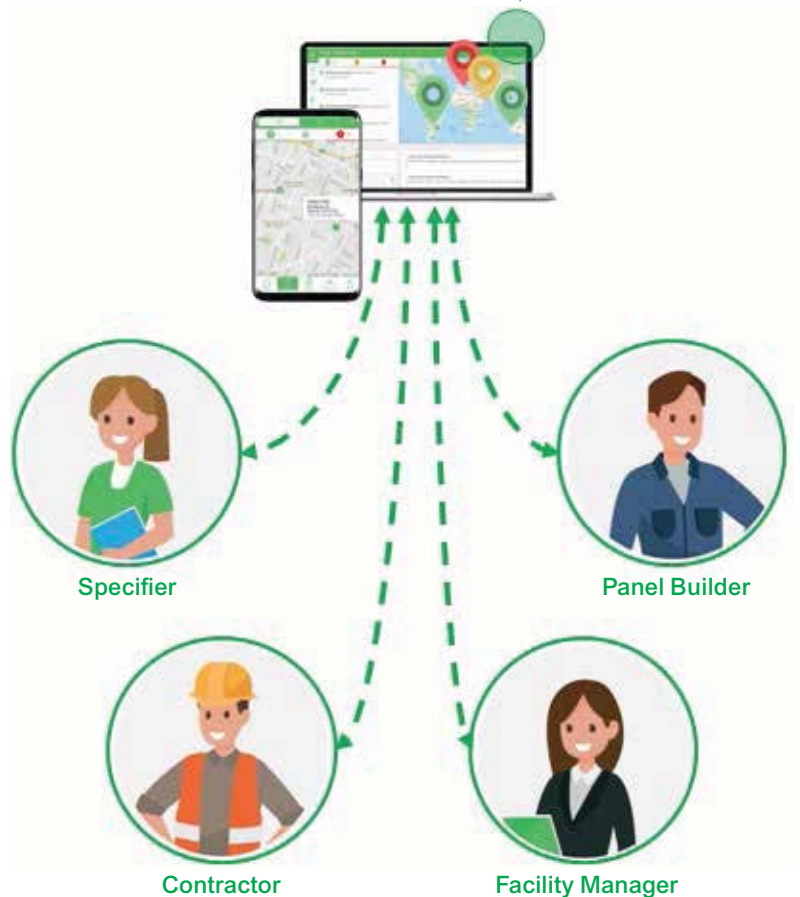
**Say hello** to extended insights, easier maintenance, greater productivity and information at your fingertips.

Because now, your electrical system becomes your partner with a simple QR code.



## Collaborate and get things done!

- **Toss the papers!** Group user manuals, single-line drawings, photos, factory and site acceptance test reports, spare parts lists and more behind a simple QR code.
- **Get crucial data organized!** Free collaborative digital tool enables you to share information with your partners and team members.



## Simplify and manage maintenance activities

- **Ease the set up of preventive maintenance plans** with auto-generated maintenance templates.
- **Streamline maintenance and operation** by assigning tasks and centralizing maintenance schedules, logs and reports.
- Leverage your digital community to **solve issues quickly**.
- **Keep your installation healthy** and maximize its life.

### Scan and Download

For free access to EcoStruxure™ Facility Expert



### Scan to know more

About how EcoStruxure™ Facility Expert can help you manage your equipment better





# Product Selector

-Select Schneider products through digital tool

Product selector is an online software tool embedded in Schneider website or in distributor's website to help selecting the right product with its accessories. Product Selector aims at providing a fast, secure and smart way of selecting products. It includes the selection of the basic frame, control unit, accessories and Digital Modules. Compared with the traditional way of filling up order forms or specifying customer functions, it brings the following benefits:

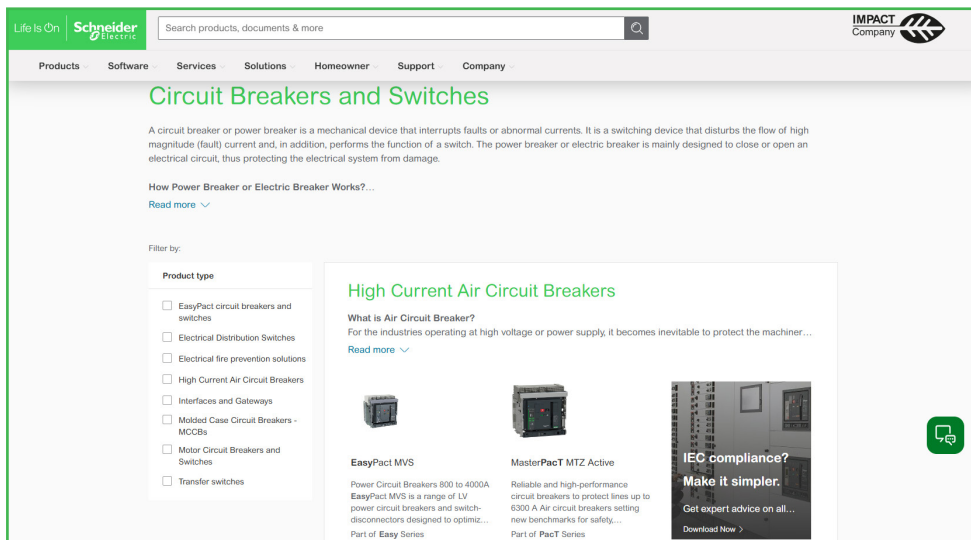
**Easy access:** no login, direct access on Schneider's website or on the website of distributor

**Reliable:** The compatibility between the main product and the accessories is constantly tested

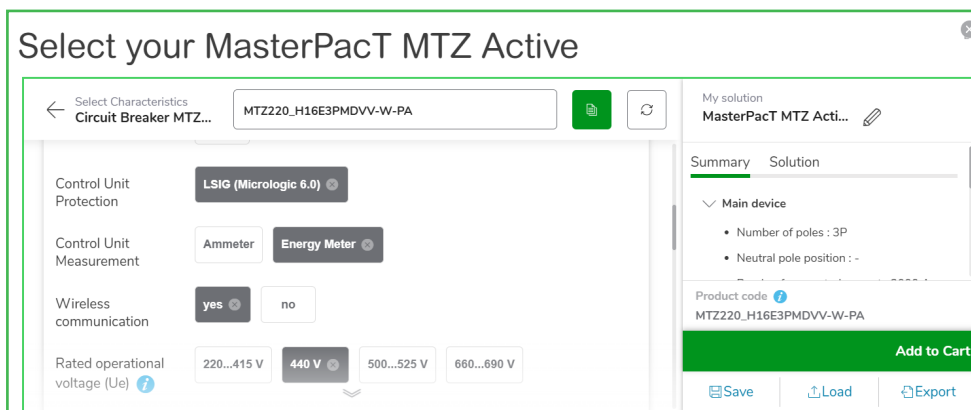
**Wide coverage:** more than 130 Schneider ranges are available (MasterPact)

## Choose Products in simple steps:

### 1. Go to range page on se.com



### 2. Click on Launch Product Selector



# MasterPact MTZ Active



## MasterPact MTZ with MicroLogic Active. Ready to act.

### Safety

**Energy Reduction Maintenance Settings (ERMS)** enhance protection against arc flash hazards

**Application-specific integrated circuits (ASICs)** increase IP safety, improve reliability, and reduce cost

**NFC** **Near Field Communication (NFC)** provides remote access via a smartphone and the EcoStruxure Power Device app

### Flexibility

**USB-C** port allows **quick setup** and reflects latest communications best practices

**User-friendly interface** facilitates operation, diagnostics, and maintenance

**Alarms can be customized** to voltage requirements of different machines and applications

### Continuity

**Industry-first QR code solution** provides immediate access to the root cause of outages and advises the best action to remedy them

**Fast-trip capability** prevents power overloads, safeguarding people and property

### Simplicity

**Field-swappable control unit** allows last-minute changeouts, eliminating entire breaker replacements and avoiding project delays

**Intuitive control unit** allows quick setting of all protection functions

# EasyPact™ CVS

Molded-case circuit breakers and  
switch-disconnectors from 16 to 630A



[se.com/in](http://se.com/in)

Life Is On

**Schneider**  
Electric

# EasyPact CVS


## Easy Choice for Quality and Value



























































- **EasyPact CVS** MCCBs upto 630A is the easy choice for all your most common electrical distribution applications
- **EasyPact CVS** also available with Electronic Trip release LSol from 40A to 250A
- Encapsulated double break roto technique ensures outstanding current limiting capability
- High electrical / mechanical endurance for enhanced service life
- Single accessory reference for different functions – on/off, trip and fault trip – improves shop floor efficiency
- Separate electrical fault indication for ease of fault diagnosis
- Class 2 front face, Locking in off position, Suitable for Isolation
- Optimized footprint in two frame sizes


### Range Details:

- Breaking capacity 25kA to 50kA,  $I_{cs} = 100\% I_{cu}$
- TMD, MA, Electronic trip units (LSol protection 40A to 630A)
- Electronic trip units (LSIG protection 25A to 630A)
- 3P & 4P versions available
- Common accessories upto 630A

- BIS Certified 
- Ics = 100% Icu as per IEC 60947-2

Breaking Capacity as per IEC 60947-2	Rated Current	Three Pole Reference	Unit MRP [₹]	Four Pole Reference	Unit MRP [₹]
<b>EasyPact CVS 100 to 630A Overload Setting (Ir) 0.7 - 1 x In</b>					
25kA	16A	LV510300 	9190	LV510310	12780
	25A	LV510301 	9190	LV510311 	12780
	32A	LV510302 	9190	LV510312 	12780
	40A	LV510303 	9190	LV510313 	12780
	50A	LV510304 	9190	LV510314	12780
	63A	LV510305 	9190	LV510315 	12780
	80A	LV510306 	9190	LV510316 	12780
	100A	LV510307 	9240	LV510317 	12780
	125A	LV516302 	13520	LV516312 	16550
	160A	LV516303 	17640	LV516313 	21150
200A	LV525302 	23360	LV525312	29200	
<b>Breaking Capacity as per IEC 60947-2</b>					
25kA	250A	LV525303 	27330	LV525313	33440
<b>EasyPact CVS 100 to 630A Overload Setting (Ir) 0.7 - 1 x In</b>					
36kA	16A	LV510330 	12570	LV510340	15700
	25A	LV510331 	12570	LV510341	15700
	32A	LV510332 	12570	LV510342 	15700
	40A	LV510333 	12570	LV510343 	15700
	50A	LV510334 	12570	LV510344	15700
	63A	LV510335 	12570	LV510345 	15700
	80A	LV510336 	12570	LV510346	15700
	100A	LV510337 	12570	LV510347 	15700
	125A	LV516332 	13960	LV516342	17330
	160A	LV516333 	18490	LV516343	22020
200A	LV525332 	26630	LV525342 	32990	
<b>Breaking Capacity as per IEC 60947-2</b>					
36kA	250A	LV525333	29530	LV525343 	36550
	320A	LV540305	38490	LV540308 	47750
	400A	LV540306	38710	LV540309 	48170
	500A	LV563305 	43880	LV563308 	55580
	630A	LV563307 	50250	LV563310 	63420
<b>EasyPact CVS 100 to 630A Overload Setting (Ir) 0.7 - 1 x In</b>					
50kA	16A	LV510470 	17060	LV510480	20970
	25A	LV510471	17060	LV510481	20970
	32A	LV510472 	17060	LV510482 	20970
	40A	LV510473	17060	LV510483	20970
	50A	LV510474	17060	LV510484	20970
	63A	LV510475 	17060	LV510485 	20970
	80A	LV510476 	17060	LV510486	20970
	100A	LV510477 	17060	LV510487 	20970
	125A	LV516462 	22180	LV516467	24270
	160A	LV516463 	24000	LV516468	28580
200A	LV525452	31060	LV525457 	39030	
<b>Breaking Capacity as per IEC 60947-2</b>					
50kA	250A	LV525453	33400	LV525458 	41150
	320A	LV540315 	41690	LV540318	51540
	400A	LV540316 	42000	LV540319 	52490
	500A	LV563315 	48700	LV563318	61450
	630A	LV563317 	53050	LV563320 	69440

For Details on stockable and non-stockable status, technical parameter, please Contact Customer Care Centre


 NORMAL STOCK ITEMS

W.E.F. February 03<sup>rd</sup>, 2025





### EasyPact CVS 40 to 630A with Electronic Trip Unit ETS 2.2 and ETS 2.3

- BIS Certified 
- Ics = 100% Icu as per IEC 60947-2
- Suitable for Isolation
- Adjustable Overload from 0.4 to 1 x In
- Adjustable Short Circuit from 1.4 to 10 x Ir
- Adjustable Neutral Protection - N, N/2, OFF for 4 Pole MCCB
- Inbuilt Thermal Memory

Breaking Capacity Ics as per IEC 60947-2	Rated Current	Three Pole Reference	Unit MRP [₹]	Four Pole Reference	Unit MRP [₹]
<b>EasyPact CVS 40 to 250A</b>					
25KA	40	LV510550	23830	LV510580	30660
	100	LV510551	23830	LV510581	30660
	160	LV516505	30430	LV516508	38810
	250	LV525505	39990	LV525508	51290
36KA	40	LV510552	24220	LV510582	30800
	100	LV510553	24220	LV510583	30800
	160	LV516506	30970	LV516509	42800
	250	LV525506	41870	LV525509	58020
50KA	40	LV510554	29050	LV510584	39310
	100	LV510555	29050	LV510585	40490
	160	LV516507	36820	LV516510	47890
	250	LV525507	47820	LV525510	62150

Breaking Capacity Ics as per IEC 60947-2	Rated Current	Three Pole Reference	Unit MRP [₹]	Four Pole Reference	Unit MRP [₹]
<b>EasyPact CVS 400 to 630A</b>					
36 kA	400A	LV540505 <input checked="" type="checkbox"/>	47110	LV540506 <input checked="" type="checkbox"/>	60700
	630A	LV563505 <input checked="" type="checkbox"/>	51780	LV563506 <input checked="" type="checkbox"/>	68720
50 kA	400A	LV540510 <input checked="" type="checkbox"/>	51710	LV540511 <input checked="" type="checkbox"/>	66950
	630A	LV563510 <input checked="" type="checkbox"/>	56310	LV563511 <input checked="" type="checkbox"/>	73630

For details on non standard references, technical parameters, accessories, compatibility, stockable and non stockable status please contact Customer Care

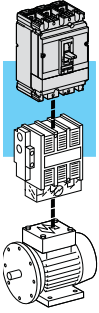
NORMAL STOCK ITEMS

W.E.F. February 03<sup>rd</sup>, 2025

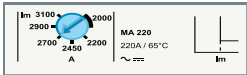
BIS Certified 

Circuit Breakers for Motor Protection

Breaking Capacity 50kA, Ics=100%Icu



Current Rating	Magnetic setting	2.5	6.3	12.5	25	50	100	150	220	320	500	
CVS 100	I <sub>m</sub> = I <sub>n</sub> x ...	6....14 x I <sub>n</sub>										
CVS 160/250								9....14 x I <sub>n</sub>				
CVS 400										6....13 x I <sub>n</sub>		
CVS 630											6....13 x I <sub>n</sub>	



Frame 1	2.5 to 220A
Frame 2	320 to 500A

### With Magnetic Trip Unit MA Type

Breaking Capacity Ics as per IEC 60947-2	Rated Current	Three Pole Reference	Unit MRP [₹]
50kA	2.5A	LV510450	12580
	6.3A	LV510451	12580
	12.5A	LV510452 <input checked="" type="checkbox"/>	13680
	25A	LV510453 <input checked="" type="checkbox"/>	18180
	50A	LV510454 <input checked="" type="checkbox"/>	18450
	100A	LV510455 <input checked="" type="checkbox"/>	18750
	150A	LV516451 <input checked="" type="checkbox"/>	23730
Breaking Capacity Ics as per IEC 60947-2	Rated Current	Three Pole Reference	Unit MRP [₹]
50kA	220A	LV525442 <input checked="" type="checkbox"/>	25030
	320A	LV540552 <input checked="" type="checkbox"/>	38310
	500A	LV563552	47420


For details on non standard references, technical parameters, accessories, compatibility, stockable and non stockable status please contact Customer Care

NORMAL STOCK ITEMS

W.E.F. February 03<sup>rd</sup>, 2025



### EasyPact CVS with built-in LSIG Electronic trip unit ETS 6

- BIS Certified 
- Rated Current, In (A) – 25, 40, 100, 160, 250, 400, 630
- Breaking capacity (I<sub>cu</sub>=I<sub>cs</sub>) (kA) at 415V – 25 (only up to 250A), 36, 50
- 3 Pole and 4 pole versions.
- Built-in  $\mu$ P based trip unit having protection functions LSIG. Variable current setting for L,S,I and G and variable time delay setting for L,S and G.
- Neutral O/L protection possible with 3P MCCB (with External Neutral CT) and 4P MCCB
- Last Fault trip history on LCD screen of MCCB i.e Faulty phase, Type of Fault and interrupted current.

### With ETS 6 Electronic trip unit (built in LSIG protection)

Breaking Capacity I <sub>cu</sub> as per IEC 60947-2	Rated Current	Three Pole Reference	Unit MRP [₹]	Four Pole Reference	Unit MRP [₹]
25kA	25A	LV510600	On Request	LV510610	On Request
	40A	LV510608	37900	LV510618	43990
	100A	LV510609	37900	LV510619	43990
	160A	LV516600	43540	LV516610	53980
Breaking Capacity I <sub>cu</sub> as per IEC 60947-2	Rated Current	Three Pole Reference	Unit MRP [₹]	Four Pole Reference	Unit MRP [₹]
25kA	250A	LV525600	51400	LV525610	63170
Breaking Capacity I <sub>cu</sub> as per IEC 60947-2	Rated Current	Three Pole Reference	Unit MRP [₹]	Four Pole Reference	Unit MRP [₹]
36kA	25A	LV510620	On Request	LV510630	On Request
	40A	LV510628	39500	LV510638	45860
	100A	LV510629	39500	LV510639	45860
	160A	LV516620	45120	LV516630	55960
Breaking Capacity I <sub>cu</sub> as per IEC 60947-2	Rated Current	Three Pole Reference	Unit MRP [₹]	Four Pole Reference	Unit MRP [₹]
36kA	250A	LV525620	54400	LV525630	66990
	400A	LV540620	64980	LV540630	75260
	630A	LV563620	71140	LV563630	86750
Breaking Capacity I <sub>cu</sub> as per IEC 60947-2	Rated Current	Three Pole Reference	Unit MRP [₹]	Four Pole Reference	Unit MRP [₹]
50kA	25A	LV510640	On Request	LV510650	On Request
	40A	LV510648	43220	LV510658	51530
	100A	LV510649	43220	LV510659	51530
	160A	LV516640	51890	LV516650	61860
Breaking Capacity I <sub>cu</sub> as per IEC 60947-2	Rated Current	Three Pole Reference	Unit MRP [₹]	Four Pole Reference	Unit MRP [₹]
50kA	250A	LV525640	57000	LV525650	69000
	400A	LV540640	68210	LV540650	81420
	630A	LV563640	75500	LV563650	97490

For details on non standard references, technical parameters, accessories, compatibility, stockable and non stockable status please contact Customer Care

NORMAL STOCK ITEMS

W.E.F. February 03<sup>rd</sup>, 2025

# Easy-Pact CVS Switch Disconnecter Version



- Suitable for Isolation with positive contact indication as defined by standard IEC 60947-3.
- Compliance to utilization categories AC22A or AC23A
- Self protected due to high magnetic-set release
- Two frame sizes upto 630A
- Available in fixed version.
- Common Accessories as that of **EasyPact** CVS circuit breaker

Rated Current	Three Pole Reference	Unit MRP [₹]	Four Pole Reference	Unit MRP [₹]
100A	LV510425	9240	LV510426	11710
160A	LV516425	11030	LV516426	13870
Rated Current	Three Pole Reference	Unit MRP [₹]	Four Pole Reference	Unit MRP [₹]
250A	LV525425	23100	LV525426	30750
400A	LV540400	34350	LV540401	43710
630A	LV563400	39040	LV563401	52500

For details on non standard references, technical parameters, accessories, compatibility, stockable and non stockable status please contact Customer Care

NORMAL STOCK ITEMS

W.E.F. February 03<sup>rd</sup>, 2025



Indication contacts



Voltage Release



Padlocking accessory



Direct Rotary Handle



Extended Rotary Handle

## Accessories for EasyPact CVS 100 - 630A

### Auxiliary Contacts (Changeover) Multifunction

Description	Reference	Unit MRP [₹]
OF or SD or SDE or SDV	29450 <input checked="" type="checkbox"/>	1140
OF or SD or SDE or SDV low level	29452	1380
SDE adapter for trip unit TM or MA or ETS 2.3 #	LV429451 <input checked="" type="checkbox"/>	1050

# To be considered alongwith SDE contact for MCCB with TMD/ETS 2.3/MA Trip Unit

### Motor Mechanism

Type	100/250A Reference	Unit MRP [₹]	400/630A Reference	Unit MRP [₹]
<b>Motor Mechanism - Direct Operating</b>				
110-230V, AC /DC	LV435001	30680	LV435010	49290
400V, AC	LV435002	30680	LV435005	49290

### Voltage Releases

Description	Shunt Release Reference	Unit MRP [₹]	Undervoltage Reference	Unit MRP [₹]
<b>AC</b>				
24 V 50/60 Hz	LV429384 <input checked="" type="checkbox"/>	3440	LV429404	4260
48 V 50/60 Hz	LV429385	3530	LV429405	4370
110-130 V 50/60 Hz	LV429386 <input checked="" type="checkbox"/>	3440	LV429406 <input checked="" type="checkbox"/>	4260
220-240 V 50/60 Hz	LV429387 <input checked="" type="checkbox"/>	3440	LV429407 <input checked="" type="checkbox"/>	4260
380-415 V 50 Hz	LV429388 <input checked="" type="checkbox"/>	3440	LV429408 <input checked="" type="checkbox"/>	4260
525 V 50 Hz	LV429389	3530	LV429409	6260
<b>DC</b>				
12 V	LV429382	3440	LV429402	4320
24 V	LV429390 <input checked="" type="checkbox"/>	3440	LV429410 <input checked="" type="checkbox"/>	4220
30 V	LV429391	3530	LV429411	6260
48 V	LV429392	3440	LV429412	4320
60 V	LV429383	5000	LV429403	6110
125 V	LV429393	3440	LV429413	4220
250 V	LV429394	3440	LV429414	4180

### Rotary Handles

Description	100/160/250A Reference	Unit MRP [₹]	400/630A Reference	Unit MRP [₹]
<b>Direct rotary handle</b>				
Standard black handle	LV429337 <input checked="" type="checkbox"/>	1660	LV432597 <input checked="" type="checkbox"/>	2500
<b>Extended rotary handle</b>				
Standard extended rotary handle	LV429338_IN <input checked="" type="checkbox"/>	2280	LV432598_IN <input checked="" type="checkbox"/>	4050

For details on non standard references, technical parameters, accessories, compatibility, stockable and non stockable status please contact Customer Care

NORMAL STOCK ITEMS

W.E.F. February 03<sup>rd</sup>, 2025

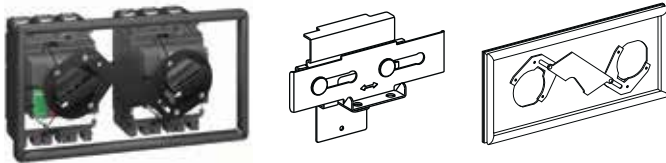
## Installation Accessories

Description	Upto 100A only Reference	Unit MRP [₹]	160/250A Reference	Unit MRP [₹]	400/630A Reference	Unit MRP [₹]
<b>Spreaders &amp; Phase Barriers</b>						
Spreaders (Set of 3) 3P	LV431563_IN <input checked="" type="checkbox"/>	650	LV431563 <input checked="" type="checkbox"/>	820	32492 <input checked="" type="checkbox"/> / LV432492	2000
Spreaders (Set of 4) 4P	LV431564_IN <input checked="" type="checkbox"/>	880	LV431564 <input checked="" type="checkbox"/>	1080	32493 <input checked="" type="checkbox"/> / LV432493	2500
Phase Barriers (Set of 6)	*		*		LV432570 <input checked="" type="checkbox"/>	1070

Description	100/160/250A Reference	Unit MRP [₹]	400/630A Reference	Unit MRP [₹]
<b>Interlocking</b>				
For Breaker with Rotary Handle	LV429369	12330	LV432621	15590
For Breaker with Toggle	LV429354	15190	LV432614	15750
Mechanical Interlocking with Base Plate	29349**	-	32609**	-
<b>Locking of Rotary Handle</b>				
Locking Device	LV429344 <input checked="" type="checkbox"/>	800	LV432604 <input checked="" type="checkbox"/>	1070
Ronis Keylock (1 Lock + 1 Key set)	41940 <input checked="" type="checkbox"/>	6130	41940 <input checked="" type="checkbox"/>	6130
Ronis Keylock (2 Locks + 1 Key set)	41950 <input checked="" type="checkbox"/>	10318	41950 <input checked="" type="checkbox"/>	10318
Profalux Keylock (1 Lock + 1 Key set)	42888	9581	42888	9581
Profalux Keylock (2 Locks + 1 Key set)	42878	12022	42878	12022

\* supplied as standard with spreaders

\*\* Mechanical Interlocking with Base Plate to be ordered with Safety trip interlock (LV429270 for 29349 and LV432520 for 32609)



## Accessories for CVS 100 - 630A

### Manual Source change-over systems

- An additional accessory interlocks two devices with rotary handles to create a source changeover system. Closing of one device is possible only if the second is open.
- This function is compatible with direct or extended rotary handles.
- Up to three padlocks can be used to lock in the OFF or ON position.

Description	Reference	Unit MRP [₹]
<b>Mechanical interlocking for circuit breakers</b>		
With toggles 100A to 250A	LV429354	15190
With rotary handles 100A -250A	LV429369	12330
With toggles 400A to 630A	LV432614	15750
With rotary handles 400A to 630A	LV432621	15590

## Accessories for ETS 6 Trip unit

Description	CVS100/160/250 Reference number	Rating	Unit MRP [₹]	CVS400/630 Reference number	Rating	Unit MRP [₹]
External neutral CT for 3 pole breaker with ETS6	LV429521	25 - 100 A	16500	LV432575	400 - 630 A	23820
	LV430563	150 - 250 A	25160			
Description				CVS 100 to 630 Reference number		Unit MRP [₹]
Pocket Battery For MCCB With ETS 6				LV434206		26360
24 VDC Terminal Block For MCCB With ETS 6				LV434210		7460

For details on non standard references, technical parameters, accessories, compatibility, stockable and non stockable status please contact Customer Care

NORMAL STOCK ITEMS

W.E.F. February 03<sup>rd</sup>, 2025

Easy Series

# EasyPact™ CVS

Molded-Case Circuit Breaker  
from 800 to 1250 A



[se.com/in](http://se.com/in)

Life Is On

**Schneider**  
Electric

# Introduction

## Overview

State-of-the-art design, user-friendly features and a wide spectrum of protection releases of the MCCB range. Also recognised for its ergonomics, aesthetics and compactness. Specially designed and developed for extreme tropical conditions, it promises reliable performance in high ambient and humid environment.

Unfailingly, caters to the ever-evolving needs of customers, derived after in-depth analysis and customer feedback. Because we understand our customers' requirements and demands, our contemporary range of MCCBs never falls short of ensuring complete customer satisfaction. Moreover, complemented by a host of accessories, the EasyPact CVS range delivers comprehensive solutions to customer applications ensuring operational safety, reliability and versatility.



### Features

- Range available from 800 to 1250 A
- Available in 3 pole and 4 pole
- Range of 50 kA breaking capacity
- Electronic trip unit release and Switch Disconnecter
- MCCBs for Distribution and SD version
- Wide range of Internal and External accessories
- RoHS compliant

Schneider Electric do not recommend the mix of different ranges of breakers.

### Codes and standards

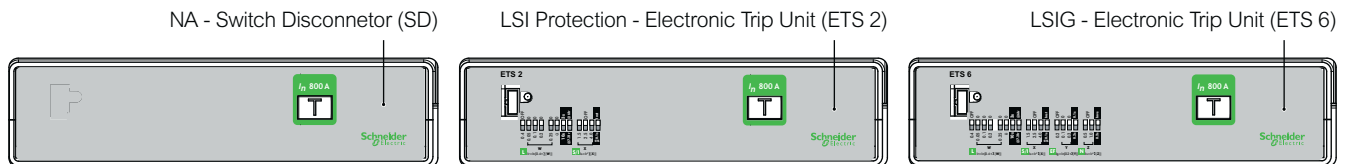
CVS range of MCCB series and accessories comply with:

- IEC 60947-1: General rules
- IEC 60947-2: Circuit-breakers

### EasyPact CVS MCCB

Current rating	800 A, 1000 A, 1250 A
Release	Electronic trip unit, Switch Disconnecter

### Trip Units



### Marking and Configuration





# EasyPact CVS MCCB offers

## Enhanced features

- Snap-fit accessories up to 800 to 1250 A
- Auxiliary contact for ON/OFF and Trip Indication
- Shunt coil for remote tripping
- Under Voltage coil

## Accessories



Extended rotary handle



External neutral CT

Adaptor Kit



Spreaders link



Auxiliary 1 C/O



Auxiliary 2 C/O



Voltage release (MN)



Trip alarm contact 1 C/O



Auxiliary 1 C/O +  
Trip alarm contact 1 C/O



Shunt release (MX)



## EasyPact Molded Case Circuit Breaker 800 - 1250 N

Breaking Capacity Icu as per IEC 60947-2	Rated Current	Three Pole Reference	Unit MRP [₹]	Four Pole Reference	Unit MRP [₹]
<b>ETS 2</b>					
50 kA at 415 V AC	800 A	LV508231	On Request	LV508241	On Request
	1000 A	LV510231	On Request	LV510241	On Request
	1250 A	LV512231	On Request	LV512241	On Request
<b>ETS 6</b>					
50 kA at 415 V AC	800 A	LV508232	On Request	LV508242	On Request
	1000 A	LV510232	On Request	LV510242	On Request
	1250 A	LV512232	On Request	LV512242	On Request



## EasyPact Molded Case Circuit Breaker 800 - 1250 SD

Breaking Capacity Icu as per IEC 60947-2	Rated Current	Three Pole Reference	Unit MRP [₹]	Four Pole Reference	Unit MRP [₹]
<b>SD</b>					
415 V AC	800 A	LV508230	On Request	LV508240	On Request
	1000 A	LV510230	On Request	LV510240	On Request
	1250 A	LV512230	On Request	LV512240	On Request



## Spreader links

Breaking Capacity Icu as per IEC 60947-2	Rated Current	Three Pole Reference	Unit MRP [₹]	Four Pole Reference	Unit MRP [₹]
	800 A	LV508530 (Set of 6)	On Request	LV508540 (Set of 8)	On Request
	1000 A*	LV510530 (Set of 12)	On Request	LV510540 (Set of 16)	On Request
	1250 A	LV512530 (Set of 6)	On Request	LV512540 (Set of 8)	On Request

\* Two runs per phase



## Extended Rotary Handle

Rated Current	Reference	Unit MRP [₹]
800 A	LV500500	On Request
1000 A	LV500500	On Request
1250 A	LV500500	On Request



## External Neutral CT

Rated Current	Reference	Unit MRP [₹]
800 A	LV508560	On Request
1000 A	LV510560	On Request
1250 A	LV512560	On Request

For details on non standard references, technical parameters, accessories, compatibility, stockable and non stockable status please contact Customer Care

NORMAL STOCK ITEMS

W.E.F. February 03<sup>rd</sup>, 2025



**Adaptor kit for External Neutral CT**

Rated Current	Reference	Unit MRP [₹]
800 A	LV508570	On Request
1000 A	LV510570	On Request
1250 A	LV512570	On Request



**Auxiliary 1 C/O + Trip Alarm Contact 1 C/O**

Rated Current	Reference	Unit MRP [₹]
800 A	LV500604	On Request
1000 A		On Request
1250 A		On Request



**Auxiliary Switch 1 C/O**

Rated Current	Reference	Unit MRP [₹]
800 A	LV500601	On Request
1000 A	LV500601	On Request
1250 A	LV500601	On Request



**Shunt Release (110/240/415 V AC)**

Rated Current	Reference	Unit MRP [₹]
800 A	LV500605	On Request
1000 A	LV500605	On Request
1250 A	LV500605	On Request



**Auxiliary Switch 2 C/O**

Rated Current	Reference	Unit MRP [₹]
800 A	LV500602	On Request
1000 A	LV500602	On Request
1250 A	LV500602	On Request



**Under Voltage release (240 V AC)**

Rated Current	Reference	Unit MRP [₹]
800 A	LV500606	On Request
1000 A	LV500606	On Request
1250 A	LV500606	On Request



**Trip Alarm Contact**

Rated Current	Reference	Unit MRP [₹]
800 A	LV500603	On Request
1000 A	LV500603	On Request
1250 A	LV500603	On Request

For details on non standard references, technical parameters, accessories, compatibility, stockable and non stockable status please contact Customer Care

NORMAL STOCK ITEMS

W.E.F. February 03<sup>rd</sup>, 2025



# ComPacT NSX

Molded-Case Circuit Breakers  
And Switch-Disconnectors  
From 16 To 630 A - Up To 690 V





# Environmental Data Program

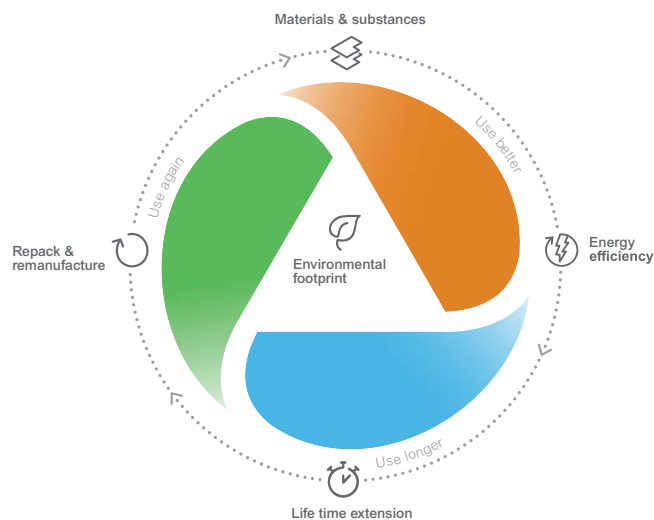


## Next-level transparency for better-informed product choices

The Environmental Data Program is a framework for how we measure, categorize, and compare the environmental attributes and footprint of our products.

Using a rigorous, fact-based methodology, the program provides environmental data from across the product lifecycle.

Five data categories across the product lifecycle



**Use Better:** How sustainable a product is, including environmental footprint, materials and substances, packaging, and energy efficiency.

**Use Longer:** How a product's life time can be effectively extended in terms of reparability and updatability.

**Use Again:** How a product can be reused, from dismantling and remanufacturing to recyclability and manufacturer take back.

With this transparent, verified data, customers and partners are empowered to make conscious environmental choices and accurately evaluate and report on sustainability performance.

All our hardware offers have an associated environmental data available on se.com product pages.



# ComPact NSX

Schneider Electric is proud to introduce the new generation of ComPacT MCCBs. These breakers talk to you, wherever you are, in all transparency. New design complements new wireless connectivity capabilities with our latest wireless auxiliary contact.

## ComPact Design



### New signature design

- Schneider Electric green signature style for the entire ComPacT range
- Estimated 40% reduction of wiring time for panel builders
- Experience easier installation thanks to a new ergonomic front-plate design
- Gain the confidence that all auxiliaries are on the right spot, and simply double check that you have the right coil rating
- Ergonomic new toggle for easier breaker manual operation


## Wireless Auxiliary Contact



### Wireless breaker status

- Plug & play technology for clear connection status (0 or 1, no half-way wired)
- Placed in the same position as the wired version, its LED light will give you direct indication in case of a tripping
- If you are away, your ComPacT will send you an immediate notification via EcoStruxure Facility Expert for instance
- Wireless auxiliary accelerates overall wiring time: status communication is done very simply and commissioned wirelessly
- Communication architecture is fully EcoStruxure Power validated, with any application

### Ready to meet the new face of ComPacT?



Meet the new generation of ComPacT™ circuit breakers with semi-transparent faceplate, screwless auxiliaries and remote monitoring features.

Learn about the benefits of the ComPacT range here:  
[se.com/compact-nsx](https://se.com/compact-nsx)

# COMPACT

## Moulded Case Circuit Breaker

The new generation of reliable ComPacT circuit breakers features improved performance and easier installation.

- Gain a competitive edge with easy-to-upgrade, wireless connectivity of circuit breakers and panels.
- Experience easier installation thanks to a new ergonomic front-plate design.
- Improve build and installation times with screwless, plug-and-play auxiliaries.

[se.com/compact-nsx](http://se.com/compact-nsx)



ComPacT™ molded-case circuit breaker

Life Is On

Schneider  
Electric



New BCSM Modbus SL/ULP

**Simplify** your  
path to **digital**

[se.com/in](https://se.com/in)

© 2024 Schneider Electric. All rights reserved. All trademarks are the property of Schneider Electric SAS or its affiliated companies.

Life Is On

**Schneider**  
Electric



## Current architecture




1. IFE LV434001
2. IFM v2 LV4340000
3. NSX cord LV434201
4. BSCM LV434205

## Solution with new BSCM



1. Panel Server PAS600L
2. Modbus SL Hub LV434224
3. BSCM Modbus SL/ULP LV434220



## Connectivity of the future with **BSCM Modbus SL/ULP**

- ✓ Connect with ULP and Modbus SL protocols
- ✓ Effortless setup with Plug & Play RJ45 connection
- ✓ Easy installation thanks to its simple architecture with Modbus SL Hub
- ✓ Empowers sustainability by reducing carbon footprint
- ✓ Cost-effective solution for connectivity

## Compatibility with


## **EcoStruxure Power Commission**















































Integrate seamlessly with EPC, boosting setup, testing, and overall process speed and accuracy. Get your projects running faster and more reliably, leaving the competition in the dust.





## NSX Thermal Magnetic Trip Unit (TM-D)

- BIS Certified 
- Ics = 100% Icu as per IEC 60947-2
- Adjustable thermal setting 0.7 to 1 x In
- Adjustable magnetic setting 5 to 10 x Ir \*\*
- Transparent cover for trip unit as standard

Breaking Capacity Icu as per IEC 60947-2	Rated Current	Three Pole Reference	Unit MRP ₹	Four Pole Reference	Unit MRP ₹
25kA	16A	C10B3TM016	14180	C10B6TM016	20360
	25A	C10B3TM025 	14180	C10B6TM025	20360
	32A	C10B3TM032 	14180	C10B6TM032	20360
	40A	C10B3TM040 	14180	C10B6TM040	20360
	50A	C10B3TM050	14180	C10B6TM050	20360
	63A	C10B3TM063 	14180	C10B6TM063 	20360
	80A	C10B3TM080 	14180	C10B6TM080	20360
	100A	C10B3TM100 	14180	C10B6TM100 	20360
	125A	C16B3TM125 	25120	C16B6TM125 	30940
	160A	C16B3TM160 	26870	C16B6TM160 	33710
	200A	C25B3TM200	38710	C25B6TM200 	46570
	250A	C25B3TM250 	39470	C25B6TM250 	47500
36kA	16A	C10F3TM016 	17260	C10F6TM016	21860
	25A	C10F3TM025 	17260	C10F6TM025	21860
	32A	C10F3TM032 	17260	C10F6TM032 	21860
	40A	C10F3TM040 	17260	C10F6TM040	21860
	50A	C10F3TM050	17260	C10F6TM050	21860
	63A	C10F3TM063 	17260	C10F6TM063 	21860
	80A	C10F3TM080 	17260	C10F6TM080	21860
	100A	C10F3TM100 	17260	C10F6TM100 	21860
	125A	C16F3TM125 	25800	C16F6TM125 	32140
	160A	C16F3TM160 	27090	C16F6TM160 	34660
	200A	C25F3TM200 	39220	C25F6TM200 	48330
	250A	C25F3TM250 	40340	C25F6TM250 	50280
50kA	16A	C10N3TM016	20540	C10N6TM016	25750
	25A	C10N3TM025	20540	C10N6TM025	25750
	32A	C10N3TM032 	20540	C10N6TM032	25750
	40A	C10N3TM040 	20540	C10N6TM040	25750
	50A	C10N3TM050	20540	C10N6TM050	25750
	63A	C10N3TM063 	20540	C10N6TM063	25750
	80A	C10N3TM080 	20540	C10N6TM080	25750
	100A	C10N3TM100 	20540	C10N6TM100	25750
	125A	C16N3TM125 	31030	C16N6TM125	35680
	160A	C16N3TM160 	31690	C16N6TM160	37460
	200A	C25N3TM200 	42270	C25N6TM200	51640
	250A	C25N3TM250 	43080	C25N6TM250	54780
70kA	16A	C10H3TM016	26010	C10H6TM016	33540
	25A	C10H3TM025	26010	C10H6TM025	33540
	32A	C10H3TM032	26010	C10H6TM032	33540
	40A	C10H3TM040	26010	C10H6TM040	33540
	50A	C10H3TM050	26010	C10H6TM050	33540
	63A	C10H3TM063 	26010	C10H6TM063	33540
	80A	C10H3TM080	26010	C10H6TM080	33540
	100A	C10H3TM100 	26010	C10H6TM100	33540
	125A	C16H3TM125	48400	C16H6TM125	51430
	160A	C16H3TM160 	48910	C16H6TM160	52470
	200A	C25H3TM200	55600	C25H6TM200	72240
	250A	C25H3TM250 	56140	C25H6TM250	72970

**Note:**

- \*\* applicable for NSX 200A & 250A
- For higher breaking capacities (100kA and 150kA); for Generator Protection MCCB and other special application MCCB, contact our nearest Sales office.


For details on non standard references, technical parameters, accessories, compatibility, stockable and non stockable status please contact Customer Care


























 NORMAL STOCK ITEMS

W.E.F. February 03<sup>rd</sup>, 2025



### NSX Micrologic 2 (µP -ASIC based)

- BIS Certified 
- Protection type LS01N
- Ics = 100% Icu as per IEC 60947-2
- Adjustable overload from 0.40 to 1 x In
- Adjustable short circuit from 1.5 to 10 x Ir
- Innovative front indication LED's (Ready, Overload pre-alarm & Overload)
- Two frame sizes up to 630A
- Adjustable neutral protection - N, N/2, OFF for 4 Pole MCCB







Breaking Capacity Icu as per IEC 60947-2	Rated Current	Three Pole Reference	Unit MRP [₹]	Four Pole Reference	Unit MRP [₹]
25kA	40A	C10B32D040 	25940	C10B42D040	33370
	100A	C10B32D100 	25940	C10B42D100 	33370
	160A	C16B32D160 	33120	C16B42D160 	42250
	250A	C25B32D250 	43520	C25B42D250 	55830
36kA	40A	C10F32D040	26370	C10F42D040	33530
	100A	C10F32D100 	26370	C10F42D100 	33530
	160A	C16F32D160 	33710	C16F42D160 	46580
	250A	C25F32D250 	45570	C25F42D250 	63150
	400A	C40F32D400 	65570	C40F42D400 	74760
	630A	C63F32D630 	69620	C63F42D630 	89060
50kA	40A	C10N32D040	31630	C10N42D040	42790
	100A	C10N32D100 	31630	C10N42D100 	44060
	160A	C16N32D160 	40070	C16N42D160	52130
	250A	C25N32D250 	52050	C25N42D250 	67650
	400A	C40N32D400 	67940	C40N42D400 	88240
	630A	C63N32D630 	70430	C63N42D630 	93280
70kA	40A	C10H32D040	39551	C10H42D040	50086
	100A	C10H32D100	40154	C10H42D100	50086
	160A	C16H32D160	53030	C16H42D160	67683
	250A	C25H32D250	59561	C25H42D250	85956
	400A	C40H32D400 	76580	C40H42D400	100570
	630A	C63H32D630 	78470	C63H42D630	122070

**Note:** For higher breaking capacities (100kA and 150kA); for Generator Protection MCCB and other special application MCCB, contact our nearest Sales office.

### NSX Micrologic 2 (µP -ASIC based) / TMD / MA+ shunt +GFP

- Protection type LS01GN
- Ics = 100% Icu as per IEC 60947-2
- Fault indication for GF (LED type) meant for human safety
- Adjustable overload from 0.36 to 1 x In
- Adjustable short circuit from 1.5 to 10 x Ir
- Adjustable earth fault sensitivity selection 10 to 60%
- Innovative front indication LED's (Ready, Overload pre-alarm & Overload)
- Two frame sizes up to 630A
- Suitable for 3P3W & 3P4W electrical distribution network
- Breaking Capacity enhancement upto 150kA with a higher capacity upstream (Cascading)
- Adjustable neutral protection - N, N/2, OFF for 4 Pole MCCB



MCCB Frame	Relay Module rated current	3 Ph + 3W Reference	Unit MRP [₹]	3 Ph + 4W Reference	Unit MRP [₹]
CVS/NSX100	32, 40, 50, 63, 80, 100	GFP11CT13P 	8010	GFP11CT14P 	8770
CVS/NSX 160 / 250	125, 160, 200, 250	GFP12CT23P 	9090	GFP12CT24P 	10280
CVS/NSX 400 / 630	400, 630	GFP13CT33P 	13770	GFP13CT34P 	15020

**Note:** Kindly order NSX/CVS MCCB +GFP+. Shunt trip coil.

For details on non standard references, technical parameters, accessories, compatibility, stockable and non stockable status please contact Customer Care


 NORMAL STOCK ITEMS

W.E.F. February 03<sup>rd</sup>, 2025



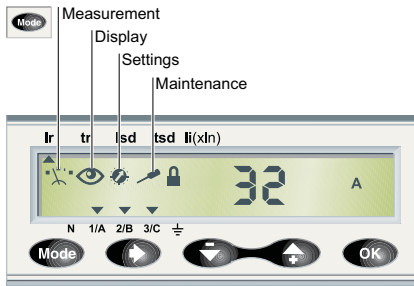
**NSX Micrologic 6A**

**Protection**

- BIS Certified 
- Ics = 100% Icu as per IEC 60947-2
- External Neutral CT required for highly un-balanced TP-N system (\* has to be ordered at extra price)
- Adjustable neutral protection - N, N/2, OFF and oversized neutral (standard feature) for 4 Pole MCCB.
- Adjustable overload from Ir 0.4 to 1 x In and tr = 0.5 to 16 s
- Adjustable short circuit from I<sub>sd</sub> 1.5 to 10 x Ir and tsd I<sub>2t</sub> ON/OFF 0.1 to 0.4s
- Adjustable earth fault 0.4 to 1 x In (for In=40A) & 0.2 to 1 x In (for In>40A) and tg I<sub>2t</sub> ON/OFF 0.1 to 0.4s
- Instantaneous protection Ii 1.5 x In to 15 x In (40 - 160A), 12 x In (250 to 400A) and 11 x In (630A)
- Zone Selective Interlocking (ZSI) as standard

**Measurement & Diagnostics**

- Current measurement, communication capable as standard
- Demand and maximum demand values
- Indications for fault types, alarms and histories with timestamping
- Fault distinction on the display of trip unit (type of fault, interrupted fault current and faulty phase)
- Operation, trip and alarm counters; Operating Hours counter
- Contact wear, Load profile and thermal image



Breaking Capacity Icu as per IEC 60947-2	Rated Current	Three Pole Reference	Unit MRP [₹]	Four Pole Reference	Unit MRP [₹]
36kA	100A	C10F36A100	On Request	C10F46A100	On Request
	160A	C16F36A160	On Request	C16F46A160	On Request
	250A	C25F36A250	On Request	C25F46A250	On Request
	400A	C40F36A400	On Request	C40F46A400	On Request
	630A	C63F36A630	On Request	C63F46A630	On Request
50kA	100A	C10N36A100	On Request	C10N46A100	On Request
	160A	C16N36A160	On Request	C16N46A160	On Request
	250A	C25N36A250	On Request	C25N46A250	On Request
	400A	C40N36A400	On Request	C40N46A400	On Request
70kA	630A	C63N36A630	On Request	C63N46A630	On Request
	100A	C10H36A100	On Request	C10H46A100	On Request
	160A	C16H36A160	On Request	C16H46A160	On Request
	250A	C25H36A250	On Request	C25H46A250	On Request
	400A	C40H36A400	On Request	C40H46A400	On Request
	630A	C63H36A630	On Request	C63H46A630	On Request


For details on non standard references, technical parameters, accessories, compatibility, stockable and non stockable status please contact Customer Care

NORMAL STOCK ITEMS

W.E.F. February 03<sup>rd</sup>, 2025



**NSX Magnetic Trip Unit MA type**

- BIS Certified 
- Ics = 100% Icu as per IEC 60947-2
- Adjustable magnetic setting Im 6 to 14 x In (2.5 to 100A) & 9 to 14 x In (150 to 200A)
- Type - 2 Co-ordination charts upto 110 kW at 400V
- Adjustable neutral protection - N, N/2, OFF for 4 Pole MCCB

Breaking Capacity Icu as per IEC 60947-2	Rated Current	Three Pole Reference	Unit MRP [₹]
36kA	150A	C16F3MA150	28010
36kA	220A	C25F3MA220	45970
50kA	150A	C16N3MA150	34210
50kA	220A	C25N3MA220	50450
70kA	150A	C16H3MA150	50840
70kA	220A	C25H3MA220	78830



**MCCBs for DC Network Protection**

16A to 1200A in Two frames sizes with Thermal Magnetic Trip Unit (TMD)

- Up to 1200 A for ComPact NSX DC, protection is provided by thermal-magnetic trip units
- TM-D up to 160 A: fixed thermal threshold and magnetic pick-up
- TM-D up to 63 A: adjustable thermal threshold and fixed magnetic pick-up
- TM-DC from 80 to 250 A: fixed or adjustable (for 200 and 250 A) magnetic pick-up and adjustable thermal threshold
- TM-DC from 250 A to 1200 A adjustable magnetic pick-up and adjustable thermal threshold
- TM-G, up to 250 A: adjustable thermal threshold and fixed low magnetic pick-up to protect long cables

Breaking Capacity Icu as per IEC 60947-2	Rated Current	Three Pole Reference	Unit MRP [₹]	Four Pole Reference	Unit MRP [₹]
36kA	400A	C40F3TM400D	54060	C40F4TM400D	61380
36kA	500A	C63F3TM500D	64850	C63F4TM500D	79280
36kA	600A	C63F3TM600D	68480	C63F4TM600D	82920
100kA	400A	C40S3TM400D	77200	C40S4TM400D	94030
100kA	500A	C63S3TM500D	84280	C63S4TM500D	101670
100kA	600A	C63S3TM600D	84280	C63S4TM600D	101670

For details on non standard references, technical parameters, accessories, compatibility, stockable and non stockable status please contact Customer Care

NORMAL STOCK ITEMS

W.E.F. February 03<sup>rd</sup>, 2025



### MCCB for 800V AC & 1000V AC

- As per IEC 60947-2
- NSX Micrologic Trip unit LSol
- Icu, 36kA at 800V AC, 10kA at 1000V AC

Description	Reference	Unit MRP [₹]
NSX400K, 36kA at 800V AC, 10kA at 1000V AC, 3P3D 250A 2.3	C40K32D250	On Request
NSX400K, 36kA at 800V AC, 10kA at 1000V AC, 3P3D 400A 2.3	C40K32D400	On Request
NSX400K, 36kA at 800V AC, 10kA at 1000V AC, 4P4D 250A 2.3	C40K42D250	On Request
NSX400K, 36kA at 800V AC, 10kA at 1000V AC, 4P4D 400A 2.3	C40K42D400	On Request

It is mandatory to install long terminal shields with lugs and bars

Description	Reference	Unit MRP [₹]
3P, Long terminal shield with 45mm pitch	LV432593	On Request
4P, Long terminal shield with 45mm pitch	LV432594	On Request
3P, Long terminal shield with 52.2mm pitch	LV432595	On Request
4P, Long terminal shield with 52.2mm pitch	LV432596	On Request

For details on non standard references, technical parameters, accessories, compatibility, stockable and non stockable status please contact Customer Care

NORMAL STOCK ITEMS

W.E.F. February 03<sup>rd</sup>, 2025



Indication contacts



SDTAM remote indication relay module



SDx remote indication relay module



Voltage Release



Motor Mechanism

Description	Reference	Unit MRP [₹]
<b>Auxiliary contacts (changeover) Multifunction</b>		
OF or SD or SDE or SDV	29450 <input checked="" type="checkbox"/>	1140
OF or SD or SDE or SDV low level	29452	1380
SDE adaptor for trip unit TM or MA or Micrologic 2 \$\$\$	LV429451 <input checked="" type="checkbox"/>	1050
<b>SDX 2-PROGRAMMABLE CONTACTS FOR MICROLOGIC</b>		
SDx module 24/415 V AC/DC	LV429532	17640
<b>SDTAM contactor tripping module for Micrologic 2- M/6 E-M</b>		
SDTAM 24/415 V AC/DC overload fault indication	LV429424	18480

\$\$\$ To be considered along with SDE contact for MCCB with TMD/MA./Micrologic 2 protection.

### Voltage Releases

Description	Shunt Release Reference	Unit MRP [₹]	Undervoltage Reference	Unit MRP [₹]
<b>AC</b>				
24 V 50/60 Hz	LV429384	3440	LV429404	4260
48 V 50/60 Hz	LV429385	3530	LV429405	4370
110-130 V 50/60 Hz	LV429386 <input checked="" type="checkbox"/>	3440	LV429406 <input checked="" type="checkbox"/>	4260
220-240 V 50/60 Hz	LV429387 <input checked="" type="checkbox"/>	3440	LV429407 <input checked="" type="checkbox"/>	4260
380-415 V 50 Hz	LV429388 <input checked="" type="checkbox"/>	3440	LV429408 <input checked="" type="checkbox"/>	4260
525 V 50 Hz	LV429389	3530	LV429409	6260
<b>DC</b>				
12 V	LV429382	3440	LV429402	4320
24 V	LV429390 <input checked="" type="checkbox"/>	3440	LV429410 <input checked="" type="checkbox"/>	4220
30 V	LV429391	3530	LV429411	6260
48 V	LV429392	3440	LV429412	4320
60 V	LV429383	5000	LV429403	6110
125 V	LV429393	3440	LV429413	4220
250 V	LV429394	3440	LV429414 <input checked="" type="checkbox"/>	4180

### Installation Accessories

Description	100/160/250A Reference	Unit MRP [₹]	400/630A Reference	Unit MRP [₹]
<b>Spreaders &amp; Phase Barrier</b>				
Spreaders (Set of 3) 3P	LV431563 <input checked="" type="checkbox"/>	820	32492 <input checked="" type="checkbox"/> /LV432492	2000
Spreaders (Set of 4) 4P	LV431564 <input checked="" type="checkbox"/>	1080	32493 <input checked="" type="checkbox"/> /LV432493	2500
Phase Barrier (Set of 6)	*	-	LV432570 <input checked="" type="checkbox"/>	1070
<b>Interlocking</b>				
For Breaker with Rotary Handle	LV429369	12330	LV432621	15590
For Breaker with Toggle	LV429354	15190	LV432614	15750
Mechanical Interlocking with Base Plate	29349**	-	32609**	-
<b>Locking of Rotary Handle</b>				
Locking Device	LV429344 <input checked="" type="checkbox"/>	800	LV432604 <input checked="" type="checkbox"/>	1070
Ronis Keylock (1 Lock + 1 Key set)	41940 <input checked="" type="checkbox"/>	6130	41940 <input checked="" type="checkbox"/>	6130
Ronis Keylock (2 Locks + 1 Key set)	41950 <input checked="" type="checkbox"/>	10318	41950 <input checked="" type="checkbox"/>	10318
Profalux Keylock (1 Lock + 1 Key set)	42888	9518	42888	9518
Profalux Keylock (2 Locks + 1 Key set)	42878	12022	42878	12022

\* supplied as standard with spreader

\*\* Mechanical Interlocking with Base Plate to be ordered with Safety trip interlock (LV429270 for 29349 and LV432520 for 32609)

For details on non standard references, technical parameters, accessories, compatibility, stockable and non stockable status please contact Customer Care

NORMAL STOCK ITEMS

W.E.F. February 03<sup>rd</sup>, 2025



FDM121: Front Display Module



Test Battery



Power Supply Module B



BSCM Modbus SL/ULP

**Motor Mechanism**

Type	Voltage	100/160A Reference	Unit MRP [₹]	250A Reference	Unit MRP [₹]	400/630A Reference	Unit MRP [₹]
<b>Motor Mechanism Modules with SDE Adaptor <sup>(1)</sup></b>							
AC 50/60 Hz	48-60 V	LV429440	40170	LV431548	44400	LV432639	52880
	110-130 V	LV429433	32920	LV431540	36210	LV432640	52880
	220-240 V	LV429434 <input checked="" type="checkbox"/>	33850	LV431541 <input checked="" type="checkbox"/>	37410	LV432641 <input checked="" type="checkbox"/>	54380
	380-415 V	LV429435	32920	LV431542	36380	LV432642	52670
	440-480 V	LV429435	32920	LV431542	36380	LV432647	52620
DC	24-30 V	LV429436	45090	LV431543	48900	LV432643	64610
	48-60 V	LV429437	45090	LV431544	48900	LV432644	64610
	110-130 V	LV429438	45090	LV431545	48900	LV432645	64610
	250 V	LV429439	45090	LV431546	48900	LV432646	64610

(1) With every Motor Mechanism, please order 1 no. auxiliary contact additionally. For other voltages of motor mechanism please consult Customer Care.

Description	100/160/250A Reference	Unit MRP [₹]	400/630A Reference	Unit MRP [₹]
<b>Locking of Motor Mechanism</b>				
Keylock adaptor + Ronis keylock (special)	LV429449	4560	-	-
Locking Device	-	-	LV432649	1620
Ronis Keylock	-	-	41940 <input checked="" type="checkbox"/>	6130
Profalux Keylock	-	-	42888	9581
Torque Limiting Screws (Set of 12)	LV429513	3660	LV432513	3990

**Monitoring and Control, test tools- ComPact and NSX100 - 630**  
Monitoring and Control (Remote Operation)

Description	Reference	Unit MRP [₹]
<b>ULP Display Module</b>		
Switchboard front display module FDM121	TRV00121 <input checked="" type="checkbox"/>	18120
<b>Modbus SL Wiring Accessories <sup>NEW</sup></b>		
ComPacT NSX BSCM Modbus SL Cord .33m	LV424221	On Request
ComPacT NSX BSCM Modbus SL Cord 1.3m	LV434222	1540
5 RJ45/RJ45 MALE Cord L = 1m	TRV00810	4101
10 Stacking connectors for COM interface	TRV00217	6170
<b>Modbus SL/ULP <sup>NEW</sup></b>		
Modbus SL Hub	LV434224	4100
ComPacT NSX BSCM Modbus SL/ULP	LV434220	10270
<b>Power Supply Modules</b>		
<b>External power supply module 24 V DC-1 A OVC IV</b>		
200-240 V AC	LV454444 <input checked="" type="checkbox"/>	22362
Pocket battery for Micrologic NSX100-630	LV434206	26360

Maintenance Module for advanced configuration and testing, contact our nearest Sales office.  
ULP = Universal Logic Plug

For details on non standard references, technical parameters, accessories, compatibility, stockable and non stockable status please contact Customer Care

NORMAL STOCK ITEMS

W.E.F. February 03<sup>rd</sup>, 2025





New Gen-Direct Rotary Handle



New Gen-Extended Rotary Handle



Plug in Base




Draw-Out Chassis Kit

Description	100/160/250A Reference	Unit MRP [₹]	400/630A Reference	Unit MRP [₹]
<b>Rotary Handles</b>				
Standard direct black handle	LV429337T <input checked="" type="checkbox"/>	1660	LV432597T <input checked="" type="checkbox"/>	2500
Standard extended rotary handle	LV429338T <input checked="" type="checkbox"/>	2280	LV432598T <input checked="" type="checkbox"/>	4050
<b>Plug in Base (Complete Kit)</b>				
3 Pole	LV429289 <input checked="" type="checkbox"/>	13440	LV432538 <input checked="" type="checkbox"/>	31720
4 Pole	LV429290 <input checked="" type="checkbox"/>	17410	LV432539 <input checked="" type="checkbox"/>	39540
<b>Draw-Out Chassis Kit</b>				
3 Pole				
Plug In base	LV429289 <input checked="" type="checkbox"/>	13440	LV432538 <input checked="" type="checkbox"/>	31720
Chassis Side Plate for base	LV429282 <input checked="" type="checkbox"/>	17760	LV432532 <input checked="" type="checkbox"/>	22480
Chassis Side Plate for breaker	LV429283 <input checked="" type="checkbox"/>	9420	LV432533 <input checked="" type="checkbox"/>	13110
4 Pole				
Plug In base	LV429290 <input checked="" type="checkbox"/>	17410	LV432539 <input checked="" type="checkbox"/>	39540
Chassis Side Plate for base	LV429282 <input checked="" type="checkbox"/>	17760	LV432532 <input checked="" type="checkbox"/>	22480
Chassis Side Plate for breaker	LV429283 <input checked="" type="checkbox"/>	9420	LV432533 <input checked="" type="checkbox"/>	13110
<b>Plug In / Withdrawable version Accessories</b>				
<b>Automatic Auxilliary Connectors</b>				
1 9-wire fixed connector (for base)	LV429273	1870	LV429273	1870
1 9-wire moving connector (for circuit breaker)	LV429274	1310	LV432523 <input checked="" type="checkbox"/>	1410
1 support for 2 moving connectors	LV429275	1000	LV432525 <input checked="" type="checkbox"/>	1000
<b>Manual Auxilliary Connectors</b>				
9-wire manual auxilliary connector (fixed + moving)	LV429272	6300	LV429272	6300

**Note:** Above auxiliary connectors to be used with Plug-in and Withdrawable MCCB when Auxiliary Contact, Shunt, UnderVoltage or Motor Mechanism is used.

# Unique Modular Ground Fault Protection



## Earth Fault Protection for EasyPact CVS/ ComPact NSX MCCBs Modular Device for EasyPact CVS/ ComPact NSX Range Moulded Case Circuit Breakers

- Adjustable earth fault sensitivity selection 10 to 60%
- Adjustable time delay Inst/ 0.5 - 3 sec.
- System healthiness check through LED indication
- Individual fault indication for OL/SC, EF when used with ComPact NSX & EasyPact CVS (Optional)
- Test facility to check healthiness of earth fault protection system without tripping MCCB
- Suitable for 3P3W & 3P4W electrical distribution network

MCCB Frame	Relay Module rated current	3 Ph + 3W Reference	Unit MRP [₹]	3 Ph + 4W Reference	Unit MRP [₹]
CVS/NSX100	32, 40, 50, 63, 80, 100	GFP11CT13P <input checked="" type="checkbox"/>	8010	GFP11CT14P <input checked="" type="checkbox"/>	8770
CVS/NSX 160 / 250	125, 160, 200, 250	GFP12CT23P <input checked="" type="checkbox"/>	9090	GFP12CT24P <input checked="" type="checkbox"/>	10280
CVS/NSX 400 / 630	400, 630	GFP13CT33P <input checked="" type="checkbox"/>	13770	GFP13CT34P <input checked="" type="checkbox"/>	15020

**Note:** Kindly order one no. Shunt trip coil along with one Ground Fault Protection Module for CVS100 to 630.

## Earth Leakage Protection

### ComPact NSX VigiPacT Add-on Module



VigiPacT

NSX + VigiPacT

- Compliance with Standards - IEC60947-2 annex B, IEC 60755, Type A, immunity to DC components up to 6 mA
- Sensitivity In (A)-0.03, 0.1, 0.3, 0.5, 1, 3
- Time delay (ms)-0, 60, 150, 300, 500, 800, 1.2s, 4s
- VigiPacT add-on may be equipped with an auxiliary contact (SDV) to remotely signal tripping due to an earth fault
- Self powered - "no external supply required"

MCCB Frame	Three Pole <sup>(1)</sup> Reference	Unit MRP [₹]	Four Pole Reference	Unit MRP [₹]
NSX - 100/160	LV429488 <input checked="" type="checkbox"/>	28320	LV429489	31290
NSX - 250	LV429492	31220	LV429493	31920
NSX - 400/630	LV432464	77310	LV432465	82790

For details on non standard references, technical parameters, accessories, compatibility, stockable and non stockable status please contact Customer Care

NORMAL STOCK ITEMS

W.E.F. February 03<sup>rd</sup>, 2025



New PacT Series

# ComPacT NS

Molded Case Circuit Breakers  
and Switch-Disconnectors  
from 630b to 1600 A



[se.com/in](http://se.com/in)

Life Is On

**Schneider**  
Electric



# Environmental Data Program

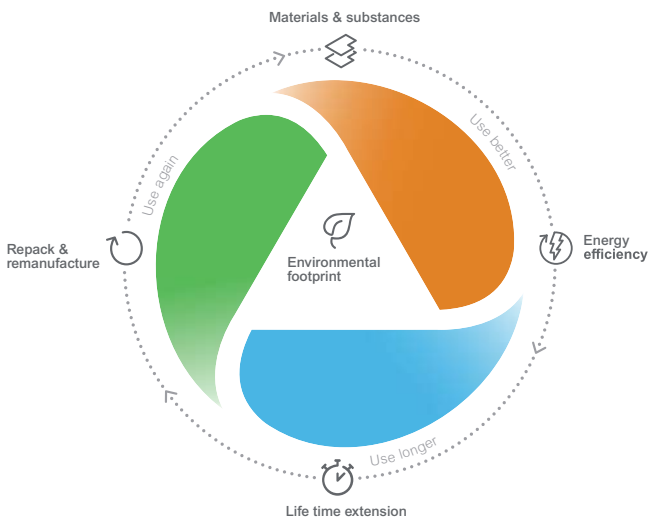


## Next-level transparency for better-informed product choices

The Environmental Data Program is a framework for how we measure, categorize, and compare the environmental attributes and footprint of our products.

Using a rigorous, fact-based methodology, the program provides environmental data from across the product lifecycle.

Five data categories across the product lifecycle



**Use Better:** How sustainable a product is, including environmental footprint, materials and substances, packaging, and energy efficiency.

**Use Longer:** How a product's life time can be effectively extended in terms of reparability and updatibility.

**Use Again:** How a product can be reused, from dismantling and remanufacturing to recyclability and manufacturer take back.

With this transparent, verified data, customers and partners are empowered to make conscious environmental choices and accurately evaluate and report on sustainability performance.

All our hardware offers have an associated environmental data available on se.com product pages.



## Micrologic Control Units - Salient Features

### Circuit breakers and switch-disconnectors from 800 to 1600A

- Category B MCCBs
- Ethernet based monitoring, control, alarm notification for energy, asset and network management
- Built-in energy metering with combined accuracy class of 2% for improved energy efficiency
- Total Discrimination
- With Micrologic Trip Units (Common for ACBs & MCCBs) - Unique Feature
- Available in both fixed & drawout versions, manually & electrically operated



Micrologic

#### With Micrologic 2.0

- LED overload alarm indicator
- Test Facility
- Adjustable neutral protection - N, N/2, OFF for 4 Pole MCCBs
- Adjustable overload (Ir) 0.4 to 1 x In
- Adjustable short circuit (Instantaneous) 1.5 to 10 x Ir



Micrologic A

#### Micrologic 6.0.A Manual & Electrical Fixed

- Features over and above Micrologic 2.0
- Earth fault protection 0.3 to 1 x In (for In < 400A) & 0.2 to 1 x In (for 400A < In > 1250A), 500A to 20A x In (for In >= 1250A), time setting I2t ON/OFF 0.1 - 0.4s and time delay
- With ammeter display & bargraph (unique feature of Schneider MCCB)
- Internal fault (Ap), Individual fault indication by LED
- Zone Selective Interlocking
- Optional Communication



Micrologic E

#### Micrologic 6.0E (Embedded Energy Metering)

- Features over and above Micrologic 6.0 A
- Current measurement: Ammeter, current demand,
- Voltages (ph-ph, ph-N & unbalance), Power (P,Q,S), power factor, power demand, Energy (Ep, Eq, Es)



Micrologic P

#### Micrologic 6.0P

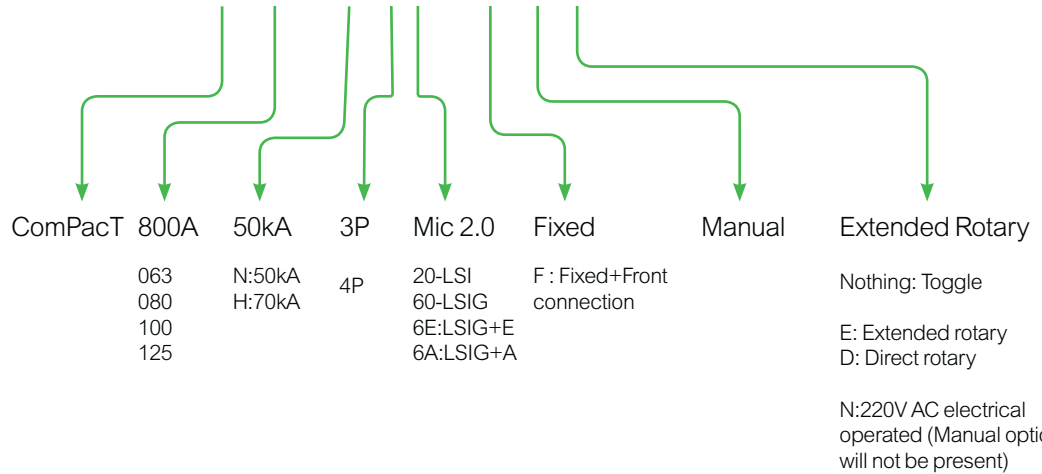
- Micrologic P control units include all the functions offered by Micrologic E
- Measure voltages and calculate power and energy values
- New protection functions based on currents, voltages, frequency
- Power reinforce load protection in real time.

## New Gen Compact NS Reference



C080N320FME\_IN

India



Breaking Capacity Icu as per IEC 60947-2	Current Rating	Three Pole Reference	Unit MRP [₹]	Four Pole Reference	Unit MRP [₹]
50kA	800A	C080N320FME_IN	On Request	C080N420FME_IN	On Request
	800A	C080N36AFME_IN	On Request	C080N46AFME_IN	On Request
	800A	C080N320FMD_IN*	On Request	C080N46EFME_IN*	On Request
	800A	C080N320FN_IN**	On Request	C080N420FN_IN	On Request
70kA	800A	C080H320FME_IN	On Request	C080H46AFME_IN	On Request
	800A	C080H36AFME_IN	On Request	-	-
50kA	1000A	C100N320FME_IN	On Request	C100N420FME_IN	On Request
	1000A	C100N36AFME_IN	On Request	C100N46AFME_IN	On Request
	1250A	C125N320FME_IN	On Request	C125N420FME_IN	On Request

**Note:** References for different rating & combination, reach out to Schneider Electric representative

\* Direct rotary handle

\*\* 220V AC Electrical operated

# EasyPact EZC

Safe, Reliable and Easy



With just three sizes of circuit breakers, Schneider Electric's **EasyPact EZC** system is the simple, universal solution, particularly adapted to Buildings and OEM segments

- Suitability for Isolation ensures safety
- Compliance to RoHS (Restriction of Hazardous Substances) for environment safety

**Range Details:**

- Global MCCB offer from 15A to 600A
- Operating voltage upto 550VAC
- 1P, 2P, 3P and 4P versions available
- EZC AC version is suitable for DC applications upto 250V DC (15A to 250A breaking capacity up to 30kA)

**Note:** Connect with Schneider Electric Representative to know more.

Earth Leakage Protection is obtained by:

- Installing a Micrologic 7.0.A control unit (ComPact NS800 - 3200A/ MasterPact NT/NW ACB)
- Using Vigirex Relays and separate Toroids or Rectangular Sensors

**Vigirex Relays**



Vigirex Relays along with Vigirex Sensors, may be used to add external Earth Leakage Protection to Circuit Breakers

- Sensitivity Adjustments from 30mA to 30A and time delay settings from (0-4.5 seconds)
- Closed Toroid up to 630A (30 to 300mm in diameter), Split Toroid up to 250A (46 to 110mm in diameter) or
- Rectangular sensor up to 3200A
- 400Hz Distribution System

**Note:** For further details, please contact our nearest Sales Office.

Type	Control Voltage	Din rail mount Reference	Unit MRP [₹]	Front panel mount Reference	Unit MRP [₹]
RH10 with local manual fault reset	220/240VAC	56130	17370	56230	19070
Sensitivity=0.03A	380/415VAC	56140	17370	56240	26970
RH99 with local manual fault reset	220/240VAC	56173	26230	56273	28390
Sensitivity = 0.03- 30A & time delay= 0-4.5s	380/415VAC	56174	28930	56274	29820
RH197P with local manual or automatic fault reset	220/240VAC		-	56507*	32100
Sensitivity = 0.03- 30A & time delay= 0-4.5s	380/415VAC		-	56508*	73550
RH197P with local manual or automatic fault reset	220/240VAC		-	56512**	70760
Sensitivity = 0.03- 30A & time delay= 0-4.5s	380/415VAC		-	56513**	34040

\* alarm at 50% of fault threshold

\*\* alarm at 100% of fault threshold

**Vigirex Sensors**



Type	Ie(A) Rated Operational Current	Inside Diameter (mm)	Reference	Unit MRP [₹]
TA30	65	30	50437	11080
PA50	85	50	50438	15440
IA80	160	80	50439	18360
MA120	250	120	50440	22090
SA200	400	200	50441	34320
GA300	630	300	50442	71520

**Note:** For vigirex relay with monitoring and communication facility, contact nearest sales office.

For details on non standard references, technical parameters, accessories, compatibility, stockable and non stockable status please contact Customer Care

NORMAL STOCK ITEMS

W.E.F. February 03<sup>rd</sup>, 2025





For Low Voltage Circuit Control and Isolation - Incomers for Distribution Boards

- Conforms to IEC 60947-3/IS 13947 - 3
- Rated operational voltages 500V/690V
- Range 40A to 2500A
- Rated operational current @ AC 23A
- No deration upto 60° C
- Positive contact indication
- Common accessories with ComPact NSX/single auxillary contact
- Making capacity enhanced with ComPact NSX upstream

Pole Description	Rated Operational Current	Reference	Unit MRP [₹]
------------------	---------------------------	-----------	--------------

### Interpact Range of Switch Disconnectors

3-Pole	40 A AC-23A	28900	7260
	63 A AC-23A	28902	8770
	100 A AC-23A	28908	10340
	125 A AC-23A	28910	11550
	160 A AC-23A	28912	12550
	200 A AC-23A	31102	21830
	250 A AC-23A	31106	23050
	320 A AC-23A	31108	37550
	400 A AC-23A	31110	42290
4-Pole	630 A AC-23A	31114	43520
	40 A AC-23A	28901	8110
	63 A AC-23A	28903	9600
	100 A AC-23A	28909	11280
	125 A AC-23A	28911	12570
	160 A AC-23A	28913	13880
	200 A AC-23A	31103	24970
	250 A AC-23A	31107	25590
	320 A AC-23A	31109	43490
400 A AC-23A	31111	44920	
630 A AC-23A	31115	50340	

### Interpact Changeover Systems (Complete Assembly)

3-Pole	100 A AC-23A	31140	68700
	160 A AC-23A	31144	70600
	200 A AC-23A	31142	74300
	250 A AC-23A	31146	81600
	320 A AC-23A	31148	97100
	400 A AC-23A	31150	127900
4-Pole	630 A AC-23A	31154	136700
	100 A AC-23A	31141	69400
	160 A AC-23A	31145	73500
	200 A AC-23A	31143	75400
	250 A AC-23A	31147	88700
	320 A AC-23A	31149	118800
	400 A AC-23A	31151	131300
630 A AC-23A	31155	139100	

Description	Reference	Unit MRP [₹]
-------------	-----------	--------------

#### Accessories

Optional front extended rotary handle INS 250 - black handle (Switch Disconnector)	LV431050	6460
Optional front extended rotary handle INS 320..630 - black handle (Switch Disconnector)	31052	9110
Optional front extended rotary handle INS 40..160 - black handle (Switch Disconnector)	LV428941	3290
6 phase separators - INS100..160	28959	1450
6 phase separators - INS250	29329	1580
6 phase separators - INS400..630	LV432570	1070

For details on non standard references, technical parameters, accessories, compatibility, stockable and non stockable status please contact Customer Care

NORMAL STOCK ITEMS

W.E.F. February 03<sup>rd</sup>, 2025



## Fuse solutions from the world leader in electrical distribution

- The most complete fuse device offer in single and double break - switch disconnecter fuses, fuse switch disconnectors and disconnecter fuses
- Double break and Single break offer.
- Short-circuit and overload protection
- Isolation
- On-load switching of circuits

### Range Details: NX range Switch Disconnecter Fuse

- 32A to 630A TP, TPN & FP version suitable for DIN/BS fuses.
- 4 break and 8 arcing zones
- IP20 Fuse protection cover is standard.

### Range Details: ISFT range Fuse Switch Disconnecter

- 100A to 630A TP, version suitable for DIN fuses.
- Single breaking and direct connection to busbars
- isolation with positive contact indication when the fuse-carrier assembly is in the open position (OFF).

### Range Details: ISFL range Vertical Fuse Switch Disconnecter

- 160A to 1250A TP, version suitable for DIN fuses.
- Single breaking and direct connection to busbars
- Two versions i.e Single pole or Three pole operation

- Complete Range from 32 to 630A in TP, TP+N & FP version suitable for DIN/BS fuses.
- 4 breaks and 8 arcing points
- IP20 Fuse Protection Cover is standard
- Higher Mechanical and Electrical life.

### Without Enclosure

Rated Operational Current	Poles Description	DIN Type Reference	Unit MRP [₹]
32 A	3P + N	NX032TPNDI <input checked="" type="checkbox"/>	3780
63 A	3P + N	NX063TPNDI <input checked="" type="checkbox"/>	5020
80 A	3P + N	NX080TPNDI	9480
100 A	3P	NX100TPXDI	10560
100 A	3P + N	NX100TPNDI <input checked="" type="checkbox"/>	10870
125 A	3P	NX125TPXDI <input checked="" type="checkbox"/>	12320
125 A	3P + N	NX125TPNDI <input checked="" type="checkbox"/>	13330
160 A	3P + N	NX160TPNDI <input checked="" type="checkbox"/>	14530
200A	3P + N	NX200TPNDI <input checked="" type="checkbox"/>	18670
250 A	3P	NX250TPXDI	22000
250 A	3P + N	NX250TPNDI <input checked="" type="checkbox"/>	22450
250 A	4P	NX250FPXDI	26890
315 A	3P + N	NX315TPNDI <input checked="" type="checkbox"/>	27790
400 A	3P + N	NX400TPNDI <input checked="" type="checkbox"/>	38020
630 A	3P	NX630TPXDI	54570
630 A	3P + N	NX630TPNDI <input checked="" type="checkbox"/>	55310

### Accessories/Spares

Description	Reference	Unit MRP [₹]
<b>NX032/NX063/NX080</b>		
Auxiliary contact for FuPact	NXAA11 <input checked="" type="checkbox"/>	1010
Handle operating mechanism (HOM) NX032...NX080	NXR1	730
<b>NX100/NX125/NX160</b>		
Auxiliary contact for FuPact	NXBA11 <input checked="" type="checkbox"/>	940
Fuse holder DIN for BS type NX100...NX160	NXHB21	360
Handle operating mechanism NX100...NX160	NXR2 <input checked="" type="checkbox"/>	1380
<b>NX200</b>		
Auxiliary contact for FuPact	NXBA11 <input checked="" type="checkbox"/>	940
Fuse holder for BS type NX200	NXHB22	370
Fuse holder for DIN NX200	NXHD22	420
Handle operating mechanism NX200	NXR2 <input checked="" type="checkbox"/>	1380
<b>NX250/315/400</b>		
Auxiliary contact for FuPact	NXBA11 <input checked="" type="checkbox"/>	940
Handle operating mechanism for NX250...NX400	NXR3	1430
<b>NX630</b>		
Auxiliary contact for FuPact	NXBA11 <input checked="" type="checkbox"/>	940

**Note:** For other versions please contact our nearest Sales Office.



Future of Power Distribution

# MasterPact MTZ with MicroLogic Active

LV Circuit Breakers & Switch Disconnectors  
from 630A to 6300A

[se.com/in](https://se.com/in)

Life Is On

**Schneider**  
Electric

# A new digital user experience

With the MasterPacT MTZ active circuit breaker, every stage of the project - from designing and configuring to operating and maintaining - is streamlined using its digital capabilities.

## DESIGN



### EcoStructure Power Design Software

Single-line diagram design software that calculates and sizes your electrical installation.

### EcoStructure Power Build Software

Quick configuration and quotation tool for switchboards.

### Design with 3<sup>rd</sup> Party Software

Completely integrated with third party design software to enhance your work efficiency.

## CONFIGURE AND ORDER



### Product Selector

Configure MasterPacT MTZ to save time and ensure accuracy

## BUILD AND COMMISSION



### EcoStructure Power Commission software

Commission and upgrade easily with protection setting and factory-acceptance test.



## OPERATE AND MAINTAIN

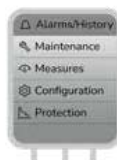


### EcoStructure Power Monitoring Software

Power Monitoring Expert  
Power SCADA Operation  
Building Operation  
Facility Advisor

[se.com](http://se.com)

### Monitor with EcoStructure Energy Hub Software



### Operate with MicroLogic Active control unit

Locally in the facility room

Status "at a glance"



### Remote, continuous notifications

Track facility data SESA137086, receive alerts in case of power events and scheduled maintenance.

### Operate with your smartphone

Locally in the facility room




EcoStructure Power Device App

Android



iOS





The Benchmark for Power Circuit Breakers  
around the world

# MasterPacT NT/NW

LV power circuit breakers 630 to 6300 A



Network Protection



Supervision



ComPact

# MasterPact NT and NW

## The Benchmark For Power Circuit Breakers Around The World



Ethernet ready MasterPact NT and NW breakers, setting the standard for performance, safety, connectivity and built-in metering; all in optimized frame sizes

- Ethernet based monitoring, control, alarm notification for energy, asset and network management
- Built-in energy metering with combined accuracy class of 2% for improved energy efficiency
- MasterPact is suitable for heavy duty applications



**Building**



**Energy**



**Industry**



**Datacenter**

**& Infrastructure**

- MasterPact is an answer to specific applications:
  - 1000V for mining applications
  - Direct current networks
  - Corrosion protection
  - Switch disconnectors and earthing switches

### Range Details:

- 630A to 6300A
- Breaking Capacity upto 150kA
- Fixed, Draw out type
- Flexible terminal orientation enables horizontal or vertical alignment changes in the field\*

\*Not Applicable for 4000A and 6300A

# Micrologic Trip System Overview of functions

## Micrologic name codes

**2.0 E**  
X Y Z

### X: type of protection

- 2 for basic protection
- 5 for selective protection
- 6 for selective + earth-fault protection
- 7 for selective + earth-leakage protection.

### Y: control-unit generation

Identification of the control-unit generation.  
"0" signifies the first generation.

### Z: type of measurement

- E for "Energy"
- P for "power meter"
- H for "harmonic meter".

## P: E + power meter + programmable protection

- measurements of V, A, W, VAR, VA, Wh, VARh, VAh, Hz, Vpeak, Apeak, power factor and maximeters and minimeters
- IDMTL long-time protection, minimum and maximum voltage and frequency, voltage and current imbalance, phase sequence, reverse power
- load shedding and reconnection depending on power or current measurements of interrupted currents, differentiated fault indications,
- maintenance indications, event histories and time-stamping, etc.



## Measurements and programmable protection

- $I_1, I_2, I_3, I_N, I_{earth-fault}, I_{earth-leakage}$  and maximeter for these measurements
- fault indications
- settings in amperes and in seconds.
- calculates the current demand value
- "Quickview" function for the automatic cyclical display of the most useful values (as standard or by selection).

## H: P + harmonics

- power quality: fundamentals, distortion, amplitude and phase of harmonics up to the 31st order
- waveform capture after fault, alarm or on request
- enhanced alarm programming: thresholds and actions.

## Solar PVDC ACB Offer

### MasterPact NW HADCD - PV switch disconnectors



- 2000A and 4000A @ 1000V DC
- Short Circuit Withstand Capacity upto 85kA 1sec
- Fixed and Draw out type
- High Mechanical and Electrical life

## ATS Kit

### Suitable for MasterPact NT/ NW ACB

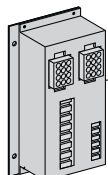
#### This Kit comprises of :

- Adaptation fixture & set of two cables for mechanical interlocking
- IVE unit for Electrical Interlocking
- ACP control Plate
- UA/BA controller

\*Note: For ATS with MasterPact NT/NW ACB, order 2 nos. of ACB's with ready to close PF contact + 1 no. ATS Kit



ACP Unit



IVE Unit



Controller



Mechanical interlocking using cable

Description	Reference	Unit MRP [₹]
ATS Kit for MasterPact NW EDO type with BA 415VAC controller	INA_NWDOB4 <input checked="" type="checkbox"/>	262190
ATS Kit for MasterPact NW EDO type with UA 415VAC controller	INA_NWDOU4 <input checked="" type="checkbox"/>	333130

For details on non standard references, technical parameters, accessories, compatibility, stockable and non stockable status please contact Customer Care

NORMAL STOCK ITEMS

W.E.F. February 03<sup>rd</sup>, 2025





The easy choice for reliable performance

# EasyPacT MVS

LV power circuit breakers and switch  
disconnectors from 800 to 4000 A



[se.com/in](https://se.com/in)

Life Is On

**Schneider**  
Electric

# EasyPact MVS

The easy choice for reliable performance



- Thermal memory ensures safe tripping in case of consecutive faults
- In-built ZSI feature facilitates intelligent discrimination and enhances installation life
- Mechanical ready to close features checks all safety parameters before closing for enhanced safety
- Trip unit with built in current & voltage metering for easy access to important electrical parameters
- Best in class break time of 25ms creates lower stress on installation
- Pollution degree 4 allows the breaker to operate in harsh environments
- LED bargraph ensures easy access to % phase wise loading information
- Ap protection feature standard in all trip units

## Range Details:

- Single frame for 800A to 4000A
- Fixed, Draw out type
- Entire Range  $I_{cu}=I_{cs}=I_{cw}=50kA / 65kA$  for 1sec @440V
- Suitability for applications up to 690 V
- Flexible terminal orientation enables horizontal or vertical alignment changes in the field (except for 4000A)

# ET/ETA/ETV Trip System

A step towards intelligent Electrical Distribution Network



	ET TRIP UNIT	ETA Trip Unit	ETV TRIP UNIT
<b>Features</b>	Current Metering		●
	Energy Metering		●
	ZSI	●	●
	% Loading Bar Graph for each phase	●	●
	Thermal Memory	●	●
	Last 10 Trip History		
<b>Protection</b>	2 (L, I)	2L	2A
		6G	6A

## EasyPact ACB Communication Module



Connect



Control




Manage

Make Communication architecture affordable and Easy to maintain

- Connect, Control & Manage three ACBs from one communication module having RS485 port with Modbus RTU protocol.
  - a. Connect breaker ON/OFF status (OF) Breaker trip status (SDE), ready to close status (PF)
  - b. Control remote open/close of air circuit breakers.
  - c. Manage one analog input (4-20mA)



**EasyPact MVS** communication module connect and control ACB on Modbus Communication architecture.



Material Description	Reference	Unit MRP [₹]
EasyPact MVS Communication module .... EasyCom	MVS21430	17805

For details on non standard references, technical parameters, accessories, compatibility, stockable and non stockable status please contact Customer Care

NORMAL STOCK ITEMS

W.E.F. February 03<sup>rd</sup>, 2025

# EasyPact MVS Draw-out ACB

## Draw-out type Circuit breakers and Switch Disconnectors 800-4000A



- Conforms to IS/ IEC 60947-2 & 3
- Microprocessor based ET trip systems with thermal memory
- No derating up to 50°C
- Zone Selective Interlocking
- Fully rated neutral with inbuilt protection
- Pre trip alarm & individual fault indicating LEDs
- ET6L provides Overload, Short-circuit, Instantaneous & Earth-fault protections
- Icu=Ics=Icw(1sec) = 50kA @ 440V AC

### Draw-out Type circuit breaker with Microprocessor based ET6G Trip Unit (without display)

Rating In (A)	3P Draw-Out Manual Reference	Unit MRP [₹]	3P Draw-Out Electrical Reference	Unit MRP [₹]	4P Draw-Out Manual Reference	Unit MRP [₹]	4P Draw-Out Electrical Reference	Unit MRP [₹]
800	MVS08N3MW6L	274150	MVS08N3NW6L	355050	MVS08N4MW6L	344100	MVS08N4NW6L	425000
1000	MVS10N3MW6L	288010	MVS10N3NW6L	368910	MVS10N4MW6L	360510	MVS10N4NW6L	441410
1250	MVS12N3MW6L	320680	MVS12N3NW6L	401580	MVS12N4MW6L	399300	MVS12N4NW6L	480200
1600	MVS16N3MW6L	364470	MVS16N3NW6L	445370	MVS16N4MW6L	444720	MVS16N4NW6L	525620
2000	MVS20N3MW6L	508370	MVS20N3NW6L	589270	MVS20N4MW6L	624330	MVS20N4NW6L	705230
2500	MVS25N3MW6L	628480	MVS25N3NW6L	709380	MVS25N4MW6L	763730	MVS25N4NW6L	844630
3200	MVS32N3MW6L	759860	MVS32N3NW6L	840760	MVS32N4MW6L	931700	MVS32N4NW6L	1012600
4000	MVS40N3MW6L	929350	MVS40N3NW6L	1010250	MVS40N4MW6L	1193880	MVS40N4NW6L	1274780

### EasyPact MVS Draw out ACB

ACB variants	LP changes for product Configuration w.r.t. ACB having ET6G trip unit.		How to arrive at new reference number*
Switch Disconnector version (without trip unit)	Reduce	₹19300	<b>Example :</b> ACB reference with ET6G trip unit - MVS08N3MW6L. For switch disconnector reference <b>replace 6L by 0D</b> i.e MVS08N3MW0D
ACB with ET6A trip unit (LCD display with Current Metering)	Add	₹9200	<b>Example :</b> ACB reference with ET6G trip unit - MVS08N3MW6L. For ACB reference with ET6A trip unit <b>replace 6L by 6A</b> i.e MVS08N3MW6A
ACB with ET6V trip unit (LCD display with Current Metering & Voltage Metering and Last 10 Trip History)	Add	₹21200	<b>Example :</b> ACB reference with ET6G trip unit - MVS08N3MW6L. For ACB reference with ET6V trip unit <b>replace 6L by 6V</b> i.e MVS08N3MW6V

\*- Same Philosophy for 3 Pole/ 4 Pole and Manual/ Electrical References

#### Note:

All draw-out type circuit breakers will be supplied with:

- Top and Bottom horizontal terminations.
- 1 No. Electrical fault indication Contact (SDE).
- No. Auxiliary contact block (OF) with 4 C/O contacts.
- Safety shutters on Chassis & door sealing frame- Escutcheon (CDP).

- All electrical operated breakers are supplied with motor mechanism (MCH), closing coil (XF) & shunt release (MX)
- External Neutral CT required for highly un-balanced TP-N system has to be ordered at extra price.
- Any other accessories are optional at extra price.
- The product label on all electrical operated breakers may have different reference number than above printed however both references will have same functionalities. For example
  - MVS08N3NW6L can be represented as MVS08N3EW6L
  - MVS08N3NF6L can be represented as MVS08N3EF6L

For details on non standard references, technical parameters, accessories, compatibility, stockable and non stockable status please contact Customer Care

NORMAL STOCK ITEMS

W.E.F. February 03<sup>rd</sup>, 2025

# EasyPact MVS Draw-out ACB

## Draw-out type Circuit breakers and Switch Disconnectors 800-4000A



- Conforms to IS/ IEC 60947-2 & 3
- Microprocessor based ET trip systems with thermal memory
- No derating up to 50°C
- Fully rated neutral with inbuilt protection
- Pre trip alarm & individual fault indicating LEDs
- ET2L provides Overload & Short-circuit protections
- $I_{cu}=I_{cs}=I_{cw}(1\text{sec}) = 50\text{kA} @ 440\text{V AC}$

### Draw-out Type circuit breaker with Microprocessor based ET2L Trip Unit (without display)

Rating In (A)	3P Draw-Out Manual Reference	Unit MRP [₹]	3P Draw-Out Electrical Reference	Unit MRP [₹]	4P Draw-Out Manual Reference	Unit MRP [₹]	4P Draw-Out Electrical Reference	Unit MRP [₹]
800	MVS08N3MW2L	266750	MVS08N3NW2L	347650	MVS08N4MW2L	336700	MVS08N4NW2L	417600
1000	MVS10N3MW2L	280610	MVS10N3NW2L	361510	MVS10N4MW2L	353110	MVS10N4NW2L	434010
1250	MVS12N3MW2L	313280	MVS12N3NW2L	394180	MVS12N4MW2L	391900	MVS12N4NW2L	472800
1600	MVS16N3MW2L	357070	MVS16N3NW2L	437970	MVS16N4MW2L	437320	MVS16N4NW2L	518220
2000	MVS20N3MW2L	500970	MVS20N3NW2L	581870	MVS20N4MW2L	616930	MVS20N4NW2L	697830
2500	MVS25N3MW2L	621080	MVS25N3NW2L	701980	MVS25N4MW2L	756330	MVS25N4NW2L	837230
3200	MVS32N3MW2L	752460	MVS32N3NW2L	833360	MVS32N4MW2L	924300	MVS32N4NW2L	1005200
4000	MVS40N3MW2L	921950	MVS40N3NW2L	1002850	MVS40N4MW2L	1186480	MVS40N4NW2L	1267380

### EasyPact MVS Draw out ACB

ACB variants	LP changes for product Configuration w.r.t. ACB having ET2L trip unit.		How to arrive at new reference number*
ACB with ET2A trip unit (LCD display with Current Metering)	Add	₹4600	<b>Example :</b> ACB reference with ET2L trip unit - MVS08N3MW2L. For ACB reference with ET2A trip unit <b>replace 2L by 2A</b> i.e MVS08N3MW2A
ACB with ET2V trip unit (LCD display with Current Metering & Voltage Metering and Last 10 Trip History)	Add	₹13800	<b>Example :</b> ACB reference with ET2L trip unit - MVS08N3MW2L. For ACB reference with ET2V trip unit <b>replace 2L by 2V</b> i.e MVS08N3MW2V

AC\* Same Philosophy for 3 Pole/ 4 Pole and Manual/ Electrical References

#### Note:

All draw-out type circuit breakers will be supplied with:

- Top and Bottom horizontal terminations.
- 1 No. Electrical fault indication Contact (SDE).
- 1 No. Auxiliary contact block (OF) with 4 C/O contacts.
- Safety shutters on Chassis & door sealing frame- Escutcheon (CDP).

- All electrical operated breakers are supplied with motor mechanism (MCH), closing coil (XF) & shunt release (MX).
- External Neutral CT required for highly un-balanced TP-N system has to be ordered at extra price.
- Any other accessories are optional at extra price.
- The product label on all electrical operated breakers may have different reference number than above printed however both references will have same functionalities. For example
  - MVS08N3NW6L can be represented as MVS08N3EW6L
  - MVS08N3NF6L can be represented as MVS08N3EF6L

For details on non standard references, technical parameters, accessories, compatibility, stockable and non stockable status please contact Customer Care

☑ NORMAL STOCK ITEMS

W.E.F. February 03<sup>rd</sup>, 2025

# EasyPact MVS Fixed ACB

## Fixed type Circuit breakers & Switch Disconnectors 800-4000A



- Conforms to IS/ IEC 60947-2 & 3
- Microprocessor based ET trip systems with thermal memory
- No derating up to 50° C
- Zone Selective Interlocking
- Fully rated neutral with inbuilt protection
- Pre trip alarm & individual fault indicating LEDs
- $I_{cu}=I_{cs}=I_{cw}(1\text{sec})=50\text{kA}@440\text{V AC}$

### Fixed Type circuit breaker with Microprocessor based ET6G Trip Unit (without display)

Rating in (A)	3P Fix Manual Reference	Unit MRP [₹]	3P Fix Electrical Reference	Unit MRP [₹]	4P Fix Manual Reference	Unit MRP [₹]	4P Fix Electrical Reference	Unit MRP [₹]
800	MVS08N3MF6L	204430	MVS08N3NF6L	285330	MVS08N4MF6L	259920	MVS08N4NF6L	340820
1000	MVS10N3MF6L	223780	MVS10N3NF6L	304680	MVS10N4MF6L	282290	MVS10N4NF6L	363190
1250	MVS12N3MF6L	257210	MVS12N3NF6L	338110	MVS12N4MF6L	321350	MVS12N4NF6L	402250
1600	MVS16N3MF6L	285500	MVS16N3NF6L	366400	MVS16N4MF6L	369060	MVS16N4NF6L	449960
2000	MVS20N3MF6L	382780	MVS20N3NF6L	463680	MVS20N4MF6L	500240	MVS20N4NF6L	581140
2500	MVS25N3MF6L	466650	MVS25N3NF6L	547550	MVS25N4MF6L	589560	MVS25N4NF6L	670460
3200	MVS32N3MF6L	667980	MVS32N3NF6L	748880	MVS32N4MF6L	824180	MVS32N4NF6L	905080
4000	MVS40N3MF6L	822600	MVS40N3NF6L	903500	MVS40N4MF6L	1031290	MVS40N4NF6L	1112190

### EasyPact MVS Fix ACB

ACB variants	LP changes for product Configuration w.r.t. ACB having ET6G trip unit.		How to arrive at new reference number*
Switch Disconnector version (without trip unit)	Reduce	₹19300	<b>Example :</b> ACB reference with ET6G trip unit - MVS08N3MF6L. For switch disconnector reference <b>replace 6L by 0D</b> i.e MVS08N3MF0D
ACB with ET6A trip unit (LCD display with Current Metering)	Add	₹9200	<b>Example :</b> ACB reference with ET6G trip unit - MVS08N3MF6L. For ACB reference with ET6A trip unit <b>replace 6L by 6A</b> i.e MVS08N3MF6A
ACB with ET6V trip unit (LCD display with Current Metering & Voltage Metering and Last 10 Trip History)	Add	₹21200	<b>Example :</b> ACB reference with ET6G trip unit - MVS08N3MF6L. For ACB reference with ET6V trip unit <b>replace 6L by 6V</b> i.e MVS08N3MF6V

\* Same Philosophy for 3 Pole/ 4 Pole and Manual/ Electrical References

#### Note:

All Fix type circuit breakers will be supplied with:

- horizontal / vertical terminal
  - 1 No. Electrical fault indication Contact (SDE).
  - 1 No. Auxiliary contact block (OF) with 4 C/O contacts.
  - door sealing frame- Escutcheon (CDP).
- All switch disconnectors are without protection
  - All electrical operated breakers are supplied with motor mechanism (MCH), closing coil (XF) & shunt release (MX).
  - External Neutral CT required for highly un-balanced TP-N system has to be ordered at extra price.
  - Any other accessories are optional at extra price.
  - The product label on all electrical operated breakers may have different reference number than above printed however both references will have same functionalities. For example
    - MVS08N3NW6L can be represented as MVS08N3EW6L
    - MVS08N3NF6L can be represented as MVS08N3EF6L

For details on non standard references, technical parameters, accessories, compatibility, stockable and non stockable status please contact Customer Care

NORMAL STOCK ITEMS

W.E.F. February 03<sup>rd</sup>, 2025

- Conforms to IS/ IEC 60947-2 & 3
- Microprocessor based ET trip systems with thermal memory
- No derating up to 50° C
- Fully rated neutral with inbuilt protection
- Pre trip alarm & individual fault indicating LEDs
- Icu=Ics=Icw(1sec) =50kA @ 440V AC

### Fixed Type circuit breaker with Microprocessor based ET2L Trip Unit (without display)

Rating in (A)	3P Fix Manual Reference	Unit MRP [₹]	3P Fix Electrical Reference	Unit MRP [₹]	4P Fix Manual Reference	Unit MRP [₹]	4P Fix Electrical Reference	Unit MRP [₹]
800	MVS08N3MF2L	197030	MVS08N3NF2L	277930	MVS08N4MF2L	252520	MVS08N4NF2L	333420
1000	MVS10N3MF2L	216380	MVS10N3NF2L	297280	MVS10N4MF2L	274890	MVS10N4NF2L	355790
1250	MVS12N3MF2L	249810	MVS12N3NF2L	330710	MVS12N4MF2L	313950	MVS12N4NF2L	394850
1600	MVS16N3MF2L	278100	MVS16N3NF2L	359000	MVS16N4MF2L	361660	MVS16N4NF2L	442560
2000	MVS20N3MF2L	375380	MVS20N3NF2L	456280	MVS20N4MF2L	492840	MVS20N4NF2L	573740
2500	MVS25N3MF2L	459250	MVS25N3NF2L	540150	MVS25N4MF2L	582160	MVS25N4NF2L	663060
3200	MVS32N3MF2L	660580	MVS32N3NF2L	741480	MVS32N4MF2L	816780	MVS32N4NF2L	897680
4000	MVS40N3MF2L	815200	MVS40N3NF2L	896100	MVS40N4MF2L	1023890	MVS40N4NF2L	1104790

### EasyPact MVS Fix ACB

ACB variants	LP changes for product configuration w.r.t. ACB having ET2L trip unit	How to arrive at new reference number
ACB with ET2A trip unit (LCD display with Current Metering)	Add	₹4600
ACB with ET2V trip unit (LCD display with Current Metering & Voltage Metering and Last 10 Trip History)	Add	₹13800

\* Same Philosophy for 3 Pole/ 4 Pole and Manual/ Electrical References

Note:

All Fix type circuit breakers will be supplied with:

- horizontal / vertical terminal
- 1 No. Electrical fault indication Contact (SDE).
- 1 No. Auxiliary contact block (OF) with 4 C/O contacts.
- door sealing frame- Escutcheon (CDP).

- All switch disconnectors are without protection
- All electrical operated breakers are supplied with motor mechanism (MCH), closing coil (XF) & shunt release (MX).
- External Neutral CT required for highly un-balanced TP-N system has to be ordered at extra price.
- Any other accessories are optional at extra price.
- The product label on all electrical operated breakers may have different reference number than above printed however both references will have same functionalities. For example
  - MVS08N3NW6L can be represented as MVS08N3EW6L
  - MVS08N3NF6L can be represented as MVS08N3EF6L

For details on non standard references, technical parameters, accessories, compatibility, stockable and non stockable status please contact Customer Care

NORMAL STOCK ITEMS

W.E.F. February 03<sup>rd</sup>, 2025

Component	Specification	Reference	Unit MRP [₹]	
<b>Gear Motor (MCH)</b>				
AC 50/60 Hz	100/130 V	47893	64818	
	200/240 V	47894 <input checked="" type="checkbox"/>	64818	
	380/415 V	47896	64818	
DC	24/30 V	47888	64818	
	48/60 V	47889	64818	
	100/125 V	47890	64818	
	200/250 V	47891	64818	
<b>Closing Release (XF)</b>				
AC 50/60 Hz DC	24/30 V DC	33659	9429	
	48/60 V DC	33660	9429	
	100/130 V AC/DC	MVS15511 <input checked="" type="checkbox"/>	9429	
	200/250 V AC/DC	MVS15512 <input checked="" type="checkbox"/>	9429	
	380/480 V AC	MVS15513	9429	
<b>Opening Release (MX)</b>				
AC 50/60 Hz DC	24/30 V DC, 24 V AC	33659	9429	
	48/60 V DC, 48 V AC	33660	9429	
	100/130 V AC/DC	33661 <input checked="" type="checkbox"/>	9364	
	200/250 V AC/DC	33662 <input checked="" type="checkbox"/>	9429	
	380/480 V AC	33664 <input checked="" type="checkbox"/>	9429	
<b>Terminal Block</b>				
For drawout circuit breaker		47849	347	
<b>Under Voltage Release (MN)</b>				
AC 50/60 Hz DC	24/30 V DC, 24 V AC	33668	9429	
	48/60 V DC, 48 V AC	33669	9429	
	100/130 V AC/DC	33670 <input checked="" type="checkbox"/>	9429	
	200/250 V AC/DC	33671 <input checked="" type="checkbox"/>	9429	
	380/480 V AC	33673 <input checked="" type="checkbox"/>	9429	
<b>MN Delay Unit</b>				
AC 50/60 Hz DC	48/60 V AC/DC	Rr (adjustable)	33680	13725
	100/130 V AC/DC	Rr (adjustable)	33681	13725
	200/250 V AC/DC	Rr (adjustable)	33682	13725
	380/480 V AC/DC	Rr (adjustable)	33683	13725
	100/130 V AC/DC	R (non-adjustable)	33684	12781
	200/250 V AC/DC	R (non-adjustable)	33685 <input checked="" type="checkbox"/>	12781
<b>ON/OFF Indication Contacts (Additional OF contact)</b>				
1 additional block of 4 contacts		47887	8311	
<b>Door Interlock (VPECD)/1 part</b>				
On right hand side of chassis		47914 <input checked="" type="checkbox"/>	4524	
<b>Operation Counter</b>				
Operation Counter CDM		48535	12868	

For details on non standard references, technical parameters, accessories, compatibility, stockable and non stockable status please contact Customer Care

NORMAL STOCK ITEMS

W.E.F. February 03<sup>rd</sup>, 2025



Easy Series

# EasyPact™ MVS T3 at 1140V AC

LV air circuit breakers  
from 800 to 4000A  
fixed and drawout version



[se.com/in](https://se.com/in)

Life Is On

**Schneider**  
Electric

# EasyPact SPS

Standard Protection System for your electrical distribution network



Schneider Electric Global specialist in the field of ACBs and MCCBs, introduces **EasyPact SPS** range of ACBs

- Single Frame size from 800-1600A
- ASIC Based Microprocessor trip unit with OL, SC & EF protection features, which offer fastest short circuit tripping time in its class
- 25 ms short circuit tripping time ensure low let through energy increase the longevity of an electrical distribution network, cables and equipment
- Offer highest standards of safety for operator as well as Electrical distribution network
- Pollution category –III along with modular technology ensure high operating cycles without maintenance
- Simple to choose and easy to install



- All **EasyPact SPS** Air Circuit Breakers are equipped with terminal adaptors
- Conforms to IS/ IEC 60947-2 & 3
- Microprocessor based ET trip systems with thermal memory
- Fully rated neutral with inbuilt protection
- ET6L provides Overload, Short-circuit, Instantaneous & Earth-fault protections
- ET2B provides Overload & Short-circuit protections
- Short circuit breaking capacity 50kA @ 440V AC

### Draw-out Type circuit breaker with Microprocessor based ET6G Trip Unit

Rating in (A)	3P Draw-Out Manual Reference	Unit MRP [₹]	3P Draw-Out Electrical Reference	Unit MRP [₹]	4P Draw-Out Manual Reference	Unit MRP [₹]	4P Draw-Out Electrical Reference	Unit MRP [₹]
800	SPS08F3PMW6L	226430	SPS08F3PEW6L	280400	SPS08F4PMW6L	283930	SPS08F4PEW6L	337900
1000	SPS10F3PMW6L	238390	SPS10F3PEW6L	292360	SPS10F4PMW6L	301810	SPS10F4PEW6L	355780
1250	SPS12F3PMW6L	266650	SPS12F3PEW6L	320620	SPS12F4PMW6L	340070	SPS12F4PEW6L	394040
1600	SPS16F3PMW6L	300790	SPS16F3PEW6L	354760	SPS16F4PMW6L	384940	SPS16F4PEW6L	438910

### Draw-out Type circuit breaker with Microprocessor based ET2B Trip Unit

Rating in (A)	3P Draw-Out Manual Reference	Unit MRP [₹]	3P Draw-Out Electrical Reference	Unit MRP [₹]	4P Draw-Out Manual Reference	Unit MRP [₹]	4P Draw-Out Electrical Reference	Unit MRP [₹]
800	SPS08F3PMW2B	224630	SPS08F3PEW2B	278600	SPS08F4PMW2B	282130	SPS08F4PEW2B	336100
1000	SPS10F3PMW2B	236590	SPS10F3PEW2B	290560	SPS10F4PMW2B	300010	SPS10F4PEW2B	353980
1250	SPS12F3PMW2B	264850	SPS12F3PEW2B	318820	SPS12F4PMW2B	338270	SPS12F4PEW2B	392240
1600	SPS16F3PMW2B	298990	SPS16F3PEW2B	352960	SPS16F4PMW2B	383140	SPS16F4PEW2B	437110

### Draw-out Type switch disconnector without protection

Rating in (A)	3P Draw-Out Manual Reference	Unit MRP [₹]	3P Draw-Out Electrical Reference	Unit MRP [₹]	4P Draw-Out Manual Reference	Unit MRP [₹]	4P Draw-Out Electrical Reference	Unit MRP [₹]
800	SPS08F3PMW0D	212230	SPS08F3PEW0D	266200	SPS08F4PMW0D	269730	SPS08F4PEW0D	323700
1000	SPS10F3PMW0D	224190	SPS10F3PEW0D	278160	SPS10F4PMW0D	287610	SPS10F4PEW0D	341580
1250	SPS12F3PMW0D	252450	SPS12F3PEW0D	306420	SPS12F4PMW0D	325870	SPS12F4PEW0D	379840
1600	SPS16F3PMW0D	286590	SPS16F3PEW0D	340560	SPS16F4PMW0D	370740	SPS16F4PEW0D	424710

#### Note:

All draw-out type circuit breakers will be supplied with:

- Vertical-vertical terminations.
- 1 No. Electrical fault indication Contact (SDE).
- 1 No. Auxiliary contact block (OF) with 2 C/O contacts.
- Safety shutters on Chassis & door sealing frame- Escutcheon (CDP).

- All switch disconnectors are without protection
- All electrical operated breakers are supplied with motor mechanism (MCH), closing coil (XF) and shunt release (MX).
- External Neutral CT required for highly un-balanced TP-N system has to be ordered at extra price.
- Any other accessories are optional at extra price.



- All EasyPact SPS Air Circuit Breakers are equipped with terminal adaptors
- Conforms to IS/ IEC 60947-2 & 3
- Microprocessor based ET trip systems with thermal memory
- Fully rated neutral with inbuilt protection
- ET6L provides Overload, Short-circuit, Instantaneous & Earth-fault protections
- ET2B provides Overload & Short-circuit protections
- Short circuit breaking capacity 50kA @ 440V AC

### Fixed Type circuit breaker with Microprocessor based ET6G Trip Unit

Rating in (A)	3P Fixed Manual Reference	Unit MRP [₹]	3P Fixed Electrical Reference	Unit MRP [₹]	4P Fixed Manual Reference	Unit MRP [₹]	4P Fixed Electrical Reference	Unit MRP [₹]
800	SPS08F3PMF6L	173920	SPS08F3PEF6L	227890	SPS08F4PMF6L	211450	SPS08F4PEF6L	265420
1000	SPS10F3PMF6L	184000	SPS10F3PEF6L	237970	SPS10F4PMF6L	228130	SPS10F4PEF6L	282100
1250	SPS12F3PMF6L	212140	SPS12F3PEF6L	266110	SPS12F4PMF6L	264670	SPS12F4PEF6L	318640
1600	SPS16F3PMF6L	245660	SPS16F3PEF6L	299630	SPS16F4PMF6L	302570	SPS16F4PEF6L	356540

### Fixed Type circuit breaker with Microprocessor based ET2B Trip Unit

Rating in (A)	3P Fixed Manual Reference	Unit MRP [₹]	3P Fixed Electrical Reference	Unit MRP [₹]	4P Fixed Manual Reference	Unit MRP [₹]	4P Fixed Electrical Reference	Unit MRP [₹]
800	SPS08F3PMF2B	172120	SPS08F3PEF2B	226090	SPS08F4PMF2B	209650	SPS08F4PEF2B	263620
1000	SPS10F3PMF2B	182200	SPS10F3PEF2B	236170	SPS10F4PMF2B	226330	SPS10F4PEF2B	280300
1250	SPS12F3PMF2B	210340	SPS12F3PEF2B	264310	SPS12F4PMF2B	262870	SPS12F4PEF2B	316840
1600	SPS16F3PMF2B	243860	SPS16F3PEF2B	297830	SPS16F4PMF2B	300770	SPS16F4PEF2B	354740

### Fixed Type switch disconnector without protection

Rating in (A)	3P Fixed Manual Reference	Unit MRP [₹]	3P Fixed Electrical Reference	Unit MRP [₹]	4P Fixed Manual Reference	Unit MRP [₹]	4P Fixed Electrical Reference	Unit MRP [₹]
800	SPS08F3PMF0D	159720	SPS08F3PEF0D	213690	SPS08F4PMF0D	197250	SPS08F4PEF0D	251220
1000	SPS10F3PMF0D	169800	SPS10F3PEF0D	223770	SPS10F4PMF0D	213930	SPS10F4PEF0D	267900
1250	SPS12F3PMF0D	197940	SPS12F3PEF0D	251910	SPS12F4PMF0D	250470	SPS12F4PEF0D	304440
1600	SPS16F3PMF0D	231460	SPS16F3PEF0D	285430	SPS16F4PMF0D	288370	SPS16F4PEF0D	342340

**Note:** All Fixed type circuit breakers will be supplied with: (i) Vertical-vertical terminations. (ii) 1 No. Electrical fault indication Contact (SDE).

(iii) 1 No. Auxiliary contact block (OF) with 2 C/O contacts.

All switch disconnectors are without protection | All electrical operated breakers are supplied with motor mechanism (MCH), closing coil (XF) and shunt release (MX). | External Neutral CT required for highly un-balanced TP-N system has to be ordered at extra price. | Any other accessories are optional at extra price.


### Accessories

Pole Description	Rated Operational Current	Reference	Unit MRP [₹]
<b>Gear Motor (MCH)</b>			
AC 50/60 Hz	100/130 V	33176	64818
AC 50/60 Hz	200/240 V	33177	64818
AC 50/60 Hz	277/415 V	33179	64818
DC	24/30 V	33185	64818
DC	48/60 V	33186	64818
DC	100/125 V	33187	64818
DC	200/250 V	33188	64818
<b>Terminal Block</b>			
For Fixed circuit breaker		47074	401
For Drawout circuit breaker		33098	401
<b>ON/OFF Indication contacts (OF) 1Part</b>			
Changeover contact 6A	240V	47076	1682
<b>Ready to close contact</b>			
Changeover contact 5A	240V	47080	4297
<b>Door interlock (VPECD)/1 part</b>			
Right side of chassis		33172	6467

For details on non standard references, technical parameters, accessories, compatibility, stockable and non stockable status please contact Customer Care

NORMAL STOCK ITEMS

W.E.F. February 03<sup>rd</sup>, 2025



# ASCO - Automatic Transfer Switches

Power available always when you need it

ASCO Power Technologies is your one stop solution for Transfer Switch solutions to improve power availability by transferring electrical loads to alternate sources of power. Whether you require uninterrupted power supply for critical operations or simply keep the lights on, we have you covered.

[se.com/in](https://se.com/in)

Life Is On

**Schneider**  
Electric

# ASCO 7000 SERIES IEC Medium Voltage Power Transfer Switch

ASCO Transfer Switches improve power availability by enabling automatic transfer between sources. The ASCO 7000 SERIES Medium Voltage Automatic Transfer Switch offers various configurations and switching modes (delayed and closed transition) to meet unique application needs and conforms to the IEC 62271-200 standard. Its standard configuration includes PIX RoF Cubicle sections, Normal Source Circuit Breaker section, Emergency Source Circuit Breaker section, and Load feeder section, all operated by ASCO's intelligent Group 5 controller for reliable transfer between sources.



## Ordering Information of ASCO 7000 SERIES Medium Voltage Automatic Transfer Switch

E		7		A		C		T		P		0		3		1250		9		5		X		L	
Interrupting Rating	Product SERIES	Operation Type		Transition Type		Construction		Device Type		Neutral Code		Poles	Amperes	Voltage		Controller		Accessories		Enclosures					
A	25kAIC	7	7000 SERIES	A	Automatic	C	Closed	T	Transfer Switch	P	PIX RoF IEC Dual CB Transfer Switch	0	None	3	0630	3	3300V	5	Group 5	0	None	L	IP4X		
E	31.5kAIC					D	Delayed								0800	6	6600V			X	Per Acc#				
															1250	7	7200V								
															2000	9	11000V								
															2500	0	13800V								
																	Other								

Contact your local representative for availability of other Voltages

Medium Voltage Transfer Switch Specifications		Additional Features
Voltage Class	12kV or 17.5kV	<ul style="list-style-type: none"> <li>ASCO 7000 Series Group 5 Controller</li> <li>Transition Type: Delayed or Closed</li> <li>Automatic with Manual Operation mode to facilitate testing.</li> <li>Contacts for source acceptability. (18B &amp; 18G)</li> <li>LED Indication of source status</li> <li>Output contact for disconnecting load before and/ or after transfer (31Z)</li> <li>Thermostat controlled heater in each breaker and cable section for condensation control</li> <li>Air Insulated PIX RoF Switchgear Cubicles with EasyPact EXE breakers</li> <li>Integrated earthing solution for cables and busbars through interlocked earthing switch</li> <li>Segregated controls</li> <li>Convenience light and outlet in low voltage compartments.</li> </ul>
Nominal System Voltage	3.3kV, 6.6kV, 7.2kV, 11kV, 13.8kV	
Ampacity Rating	630A, 800A, 1250A, 2000A, 2500A	
Number of Sections	3	
IEC 62271-200	Yes	
Internal Arc Classification (IAC)	Default: AFLR Up to 31.5kA for 0.1 second; Optional: AFLR Up to 31.5kA for 1 second (Accessory 138AC)	
Cable Entry	Bottom Default; Top Optional (Accessory 138*)	
Draw Out Circuit Breakers	Yes	
Automatic Shutters	Yes	
Coating - Powder Coated Polyester	Color RAL 9003	
Enclosure Rating	IP4X (Indoor)	
Protective Relays	Optional (Accessories 118PE and 118PN)	
Ethernet/Serial Communications	Optional (Accessory 72EE2)	
Power Metering	Optional (Accessory 135L)	
Top Cable Entry	Optional (Accessories 138CL, 138CN, 138CE)	
Surge Protection	Optional (Accessories 73MV1 and 73MV2)	
Operating Conditions	Ambient Temp -5C to +40C; Relative Humidity over a 24 hour period <95%, over a 1 month period <90%; Installation altitude above sea level < 1000m*	

\*Note: Contact Sales representative for derating options outside of published operating conditions.



Life Is On

Schneider  
Electric

## ASCO Power Technologies™

The **7000 SERIES** Automatic Transfer Bypass-Isolation Switch is designed for critical applications where uninterrupted power is essential.

- Allows bypass-isolation without load interruption
- Primary transfer switch can be inspected, tested, and maintained without interrupting power to the load
- Transfer switch and bypass transfer switch have identical electrical ratings
- Range: 150 to 4000A
- Draw-out design allows for easy transfer switch maintenance
- Open Transition (OTTS), Closed Transition (CTTS) and Delayed Transition (DTTS) Designs

# Series 7000/300, Automatic Transfer Switch (ASCO)

7000/300 Series Power Transfer Switches are available in open and enclosed variants, ranging from 30 to 4000 amps (LV) & 1200 to 3000A (MV) with wide range of accessories. All switching configurations (OTTS, DTTTS, CTTS) are available with optional integrated bypass-isolation switch.



Open/Closed/Delayed Transition with Bypass



Open/Closed/Delayed Transition Switch



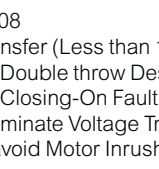


UL /ANSI – 2 Section Medium Voltage ATS



IEC Design – 3 Section Medium Voltage ATS

# Series 7000/300, Automatic Transfer Switch (ASCO)

Frame	Rating(A)	Controller Type	Reference (4P, Overlapping Neutral)	Unit MRP [₹]	Controller Type	Reference (4P, Overlapping Neutral)	Unit MRP [₹]
D	30	Series 7000 Group 5 Controller	D07ATSC30030K500	On Request	Series 300 Group G Controller	D03ATSC30030KG00	On Request
	70		D07ATSC30070K500	On Request		D03ATSC30070KG00	On Request
	104		D07ATSC30100K500	On Request		D03ATSC30104KG00	On Request
	150		D07ATSC30150K500	On Request		D03ATSC30150KG00	On Request
	200		D07ATSC30200K500	On Request		D03ATSC30200KG00	On Request
J	230		D07ATSC30230K500	On Request		D03ATSC30230KG00	On Request
	260		J07ATSC30260K500	On Request		J03ATSC30260KG00	On Request
	400		J07ATSC30400K500	On Request		J03ATSC30400KG00	On Request
	600		J07ATSC30600K500	On Request		J03ATSC30600KG00	On Request
H	800		H07ATSC30800K500	On Request		H03ATSC30800KG00	On Request
	1000		H07ATSC31000K500	On Request		H03ATSC31000KG00	On Request
	1200		H07ATSC31200K500	On Request		H03ATSC31200KG00	On Request
G	1600		G07ATSC31600K500	On Request		G03ATSC31600KG00	On Request
	2000		G07ATSC32000K500	On Request		G03ATSC32000KG00	On Request
	2600		G07ATSC32600K500	On Request		G03ATSC32600KG00	On Request
	3000		G07ATSC33000K500	On Request		G03ATSC33000KG00	On Request
	3200		G07ATSC33200K500	On Request		G03ATSC33200KG00	On Request
	4000		G7ATSC34000K5X40RM	On Request		-	-

- Conforming to UL 1008
- Fast & Consistent Transfer (Less than 100ms)
- Single Solenoid True Double throw Design
- High Withstanding & Closing-On Fault Currents (WCR)
- Neutral Overlap to eliminate Voltage Transients
- In-Phase Monitor to avoid Motor Inrush current
- Engine Start/Stop, AMF Logic & Time Delay Setting
- Programmable Daily/Weekly Engine Exerciser
- 4 Line LCD + LED Display
- 99 Events Log & Diagnostics with Date/Time
- Statistical ATS System Monitoring Information
- Communication Compatible (Modbus/Ethernet)

- 2P, 3P & 4P with solid neutral/Switched Neutral are available
- ATS with stand alone Type Tested NEMA Enclosure available
- For Series 7000 Close Transition, Bypass Option & Medium Voltage ATS offer please contact Customer Care Centre

For details on non standard references, technical parameters, accessories, compatibility, stockable and non stockable status please contact Customer Care

NORMAL STOCK ITEMS

W.E.F. February 03<sup>rd</sup>, 2025



# WOTPC, Automatic transfer switch

- Conforming to IEC 60947-6-1
- Solenoid operated, Built-in Microprocessor Controller
- 1000-4000 Amps in same compact frame
- Utilization Category: AC 33A
- Mechanical Endurance: 20,000 ops
- Rated Short circuit withstand of 65 kA, 3sec
- Built in RS 485 port for communication



Rating (amps)	Poles	Reference	Unit MRP [₹]	Poles	Reference	Unit MRP [₹]
1000	3P	OT10003D5VI	On Request	4P	OT10004D5VI	On Request
1250	3P	OT12503D5VI	On Request	4P	OT12504D5VI	On Request
1600	3P	OT16003D5VI	On Request	4P	OT16004D5VI <input checked="" type="checkbox"/>	On Request
2000	3P	OT20003D5VI	On Request	4P	OT20004D5VI <input checked="" type="checkbox"/>	On Request
2500	3P	OT25003D5VI	On Request	4P	OT25004D5VI <input checked="" type="checkbox"/>	On Request
3200	3P	OT32003D5I	On Request	4P	OT32004D5I <input checked="" type="checkbox"/>	On Request
4000	3P	OT40003D5I	On Request	4P	OT40004D5I	On Request

\*above references are with vertical termination, for horizontal terminal please contact customer care

## WOTPC Accessories



The transfer switch connects to the controller through extension harness. The controller automatically transfers between the utility and backup source.

Description	Reference	Unit MRP [₹]
Phase Partition (Each)	W0OT0001I	On Request
Extension Harness (4m)	W0OT0002I	On Request
Copper bar for Vertical Wiring	W0OT0003I	On Request

For details on non standard references, technical parameters, accessories, compatibility, stockable and non stockable status please contact Customer Care

NORMAL STOCK ITEMS

W.E.F. February 03<sup>rd</sup>, 2025

NEW

Advanced transfer switch to maximize

# UPTIME



TransferPacT™ Active Automatic

“TransferPacT Active Automatic is now ready to deliver maximum uptime and safety with a complete range from 32A to 1600A

- Conforming to IEC 60947-6-1
- Optimize panel space by up to 30%, saving cost and improving efficiency
- Ultra fast transfer speed for better power availability
- Solenoid operated, Built - in Microprocessor Controller
- Robust design
- Utilization Category: AC 33A/B
- Poles: 3,4
- Scalable with plug and play - 10 function modules
- Connectivity with compliance to cyber security standard IEC 62443 - SL1



Environmental data program

[se.com/in](http://se.com/in)

# TransferPacT Active Automatic



TransferPacT is an Ecostruxure-ready advance transfer switch to maximize reliability and uptime for your facility.

- Conforming to IEC 60947-6-1
- Solenoid operated, Built-in Microprocessor Controller
- Fast transfer time of <500ms
- 2,3 and 4 Pole configuration ranging within 32-800A
- Three position, Open transition transfer switch
- Extreme Environment proof with operating temperature of -25 to 70°C
- Utilization Category: AC 33A/B
- Tested for Total Discrimination with ComPacT NSXm Circuit breakers for seamless integration.
- Scalable with plug and play - 10 function modules
- Connectivity with compliance to cyber security standard IEC 62443, SL1 Level

Frame		TA10					TA16				
Rating (amps)	Poles*	Reference	Unit MRP [₹]	Poles*	Reference	Unit MRP [₹]	Poles*	Reference	Unit MRP [₹]		
32	2P	TA10D2L0323TPE	On Request	4P	TA10D4L0324TPE	On Request	-	-	-		
40	2P	TA10D2L0403TPE	On Request	4P	TA10D4L0404TPE	On Request	-	-	-		
50	2P	TA10D2L0503TPE	On Request	4P	TA10D4L0504TPE	On Request	-	-	-		
63	2P	TA10D2L0633TPE	On Request	4P	TA10D4L0634TPE	On Request	-	-	-		
80	2P	TA10D2L0803TPE	On Request	4P	TA10D4L0804TPE	On Request	4P	TA16D4L0804TPE	On Request		
100	2P	TA10D2L1003TPE	On Request	4P	TA10D4L1004TPE	On Request	4P	TA16D4L1004TPE	On Request		
125	-	-	-	-	-	-	4P	TA16D4L1254TPE	On Request		
160	-	-	-	-	-	-	4P	TA16D4L1604TPE	On Request		

\*For 3P ATS, please contact Customer Care Centre.

Frame		TA25			TA63		
Rating (amps)	Poles*	Reference	Unit MRP [₹]	Poles*	Reference	Unit MRP [₹]	
200	4P	TA25D4L2004TPE	On Request	-	-	-	
250	4P	TA25D4L2504TPE	On Request	-	-	-	
320	-	-	-	4P	TA63D4L3204TPE	On Request	
400	-	-	-	4P	TA63D4L4004TPE	On Request	
500	-	-	-	4P	TA63D4L5004TPE	On Request	
630	-	-	-	4P	TA63D4L6304TPE	On Request	

\*For 3P ATS, please contact Customer Care Centre.

Frame		TA80			TA1A		
Rating (amps)	Poles*	Reference	Unit MRP [₹]	Poles*	Reference	Unit MRP [₹]	
800	4P	TA80D4L8004TPE	On Request	4P	TA1AD4L8004TPE	On Request	
1000	-	-	-	4P	TA1AD4L10H4TPE	On Request	
1200	-	-	-	4P	TA1AD4L12H4TPE	On Request	
1600	-	-	-	4P	TA1AD4L16H4TPE	On Request	

\*For 3P ATS, please contact Customer Care Centre.

For details on non standard references, technical parameters, accessories, compatibility, stockable and non stockable status please contact Customer Care

NORMAL STOCK ITEMS

W.E.F. February 03<sup>rd</sup>, 2025

# TransferPacT Active Automatic

## TransferPacT Active Automatic Accessories



HMI cable



External HMI



Function Module

TransferPacT Active Automatic is designed to provide maximum scalability with plug and play function modules (no increase in the footprint) and intuitive external HMI.

Accessory Type	Description	Reference	Unit MRP [₹]
Communication function modules	Modbus RTU (Serial Port)	TPCCOM16	On Request
	BUS extension and 24 Vdc auxiliary supply	TPCDIO15	On Request
Fire Protection function modules	Fire protection,24VDC pulse	TPCDIO10	On Request
	Fire protection,24VDC constant	TPCDIO11	On Request
	Fire protection,230VAC constant	TPCDIO13	On Request
	Fire protection,dry contact	TPCDIO14	On Request
Control and Signalling function modules	Genset start and Alarm	TPCDIO17	On Request
	Load shedding and Availability warning	TPCDIO05	On Request
	Transfer inhibit and Remote testing	TPCDIO07	On Request
	Voluntary Remote Control	TPCDIO08	On Request
Display Modules	External HMI	TPCCIF04	On Request
	LCD display	TPCCIF01	On Request
	Rotary display	TPCCIF02	On Request
	IP54 cover	TPCOTH37	On Request

\*For more details on accessories, please contact Customer Care Centre.

## Circuit Breaker/Transfer Switching Equipment Coordination

Upstream: ComPacT NSXm

Downstream: TransferPacT TA10, TA16

Ue: ≤440 V AC

Load side		TSE		TA10				TA16						
		Rating (A)		32	40	50	63	80	100	80	100	125	160	
		Ith (A) 60°C		32	40	50	63	80	100	80	100	125	160	
		Icw (kA)		3	3	3	3	3	3	5.5	5.5	5.5	5.5	
		Icm (kA)		15	15	15	15	15	15	20	20	20	20	
Supply side Icu		Icu (kA)												
Circuit breaker:		415 V	440 V	Ir (A)	TSE conditional short-circuit current and related making capacity:									
NSXm E TMD Micrologic 4.1	16	10	Ir ≤ 32	T	T	T	T	T	T	T	T	T	T	
			Ir ≤ 40		T	T	T	T	T	T	T	T	T	
			Ir ≤ 50			T	T	T	T	T	T	T	T	
			Ir ≤ 63				T	T	T	T	T	T	T	
			Ir ≤ 80						T	T	T	T	T	
			Ir ≤ 100							T		T	T	
			Ir ≤ 125										T	T
			Ir ≤ 160											
NSXm B TMD Micrologic 4.1	25	20	Ir ≤ 32	T	T	T	T	T	T	T	T	T	T	
			Ir ≤ 40		T	T	T	T	T	T	T	T		
			Ir ≤ 50			T	T	T	T	T	T	T		
			Ir ≤ 63				T	T	T	T	T	T		
			Ir ≤ 80						T	T	T	T		
			Ir ≤ 100							T		T	T	
			Ir ≤ 125										T	T
			Ir ≤ 160											
NSXm F TMD Micrologic 4.1	36	35	Ir ≤ 32	T	T	T	T	T	T	T	T	T	T	
			Ir ≤ 40		T	T	T	T	T	T	T	T		
			Ir ≤ 50			T	T	T	T	T	T	T		
			Ir ≤ 63				T	T	T	T	T	T		
			Ir ≤ 80						T	T	T	T		
			Ir ≤ 100							T		T	T	
			Ir ≤ 125										T	T
			Ir ≤ 160											
NSXm N TMD Micrologic 4.1	50	50	Ir ≤ 32	36/75	36/75	36/75	36/75	36/75	36/75	T	T	T	T	
			Ir ≤ 40		36/75	36/75	36/75	36/75	36/75	T	T	T		
			Ir ≤ 50			36/75	36/75	36/75	36/75	T	T	T		
			Ir ≤ 63				36/75	36/75	36/75	T	T	T		
			Ir ≤ 80					36/75	36/75	T	T	T		
			Ir ≤ 100						36/75		T	T		
			Ir ≤ 125										T	T
			Ir ≤ 160											
NSXm N TMD Micrologic 4.1	70	65	Ir ≤ 32	36/75	36/75	36/75	36/75	36/75	36/75	T	T	T	T	
			Ir ≤ 40		36/75	36/75	36/75	36/75	36/75	T	T	T		
			Ir ≤ 50			36/75	36/75	36/75	36/75	T	T	T		
			Ir ≤ 63				36/75	36/75	36/75	T	T	T		
			Ir ≤ 80					36/75	36/75	T	T	T		
			Ir ≤ 100						36/75		T	T		
			Ir ≤ 125										T	T
			Ir ≤ 160											

- T : Protection of the Transfer Switching Equipment is ensured but combination not very relevant
- T : Transfer Switching Equipment is totally coordinated up to the Icu of the circuit breaker installed on supply side
- 36/75 : Transfer Switching Equipment is protected up to 36 kA rms / 75 kA peak
- : Protection of the Transfer Switching Equipment is not ensured.

## Circuit Breaker/Transfer Switching Equipment Coordination

Upstream: ComPacT NSX100-250

Downstream: TransferPacT TA10, TA16

Ue: ≤440 V AC

Load side		TSE		TA10				TA16						
		Rating (A)		32	40	50	63	80	100	80	100	125	160	
		Ith (A) 60°C		32	40	50	63	80	100	80	100	125	160	
		Icw (kA)		3	3	3	3	3	3	5.5	5.5	5.5	5.5	
		Icm (kA)		15	15	15	15	15	15	20	20	20	20	
Supply side Icu		Icu (kA)												
Circuit breaker:		415 V	440 V	Ir (A)	TSE conditionnal short-circuit current and related making capacity:									
NSX100B NSX160B TMD/TMG/ Micrologic	25	20	Ir ≤ 32	T	T	T	T	T	T	T	T	T	T	
			Ir ≤ 40		T	T	T	T	T	T	T	T	T	
			Ir ≤ 50			T	T	T	T	T	T	T	T	T
			Ir ≤ 63				T	T	T	T	T	T	T	T
			Ir ≤ 80							T	T	T	T	T
			Ir ≤ 100							T	T	T	T	T
			Ir ≤ 125									T	T	T
NSX250B TMD/TMG/ Micrologic	25	20	Ir ≤ 32	T	T	T	T	T	T	T	T	T	T	
			Ir ≤ 40		T	T	T	T	T	T	T	T	T	
			Ir ≤ 50			T	T	T	T	T	T	T	T	T
			Ir ≤ 63				T	T	T	T	T	T	T	T
			Ir ≤ 80							T	T	T	T	T
			Ir ≤ 100							T	T	T	T	T
			Ir ≤ 125									T	T	T
NSX100F NSX160F TMD/TMG/ Micrologic	36	35	Ir ≤ 32	T	T	T	T	T	T	T	T	T	T	
			Ir ≤ 40		T	T	T	T	T	T	T	T	T	
			Ir ≤ 50			T	T	T	T	T	T	T	T	
			Ir ≤ 63				T	T	T	T	T	T	T	
			Ir ≤ 80							T	T	T	T	
			Ir ≤ 100							T	T	T	T	
			Ir ≤ 125									T	T	
NSX250F TMD/TMG/ Micrologic	36	35	Ir ≤ 32	25/52	25/52	25/52	25/52	25/52	25/52	T	T	T	T	
			Ir ≤ 40		25/52	25/52	25/52	25/52	25/52	T	T	T	T	
			Ir ≤ 50			25/52	25/52	25/52	25/52	T	T	T	T	
			Ir ≤ 63				25/52	25/52	25/52	T	T	T	T	
			Ir ≤ 80					25/52	25/52		T	T	T	
			Ir ≤ 100						25/52		T	T	T	
			Ir ≤ 125									T	T	
NSX100N/H NSX160N/H TMD/TMG/ Micrologic	50/ 70	50/ 65	Ir ≤ 32	36/75	36/75	36/75	36/75	36/75	36/75	T	T	T	T	
			Ir ≤ 40		36/75	36/75	36/75	36/75	36/75	T	T	T	T	
			Ir ≤ 50			36/75	36/75	36/75	36/75	T	T	T	T	
			Ir ≤ 63				36/75	36/75	36/75	T	T	T	T	
			Ir ≤ 80					36/75	36/75		T	T	T	
			Ir ≤ 100						36/75		T	T	T	
			Ir ≤ 125									T	T	
NSX250N/H TMD/TMG/ Micrologic	50/ 70	50/ 65	Ir ≤ 32	25/52	25/52	25/52				T	T	T	T	
			Ir ≤ 40		25/52	25/52	25/52	25/52	25/52	T	T	T	T	
			Ir ≤ 50			25/52	25/52	25/52	25/52	T	T	T	T	
			Ir ≤ 63				25/52	25/52	25/52	T	T	T	T	
			Ir ≤ 80					25/52	25/52		T	T	T	
			Ir ≤ 100						25/52		T	T	T	
			Ir ≤ 125									T	T	

For details on non standard references, technical parameters, accessories, compatibility, stockable and non stockable status please contact Customer Care

## Circuit Breaker/Transfer Switching Equipment Coordination

Upstream: ComPacT NSX100-250

Downstream: TransferPacT TA10, TA16

Ue: ≤440 V AC

Load side			TSE		TA10				TA16						
			Rating (A)		32	40	50	63	80	100	80	100	125	160	
			Ith (A) 60°C		32	40	50	63	80	100	80	100	125	160	
			Icw (kA)		3	3	3	3	3	3	5.5	5.5	5.5	5.5	
			Icm (kA)		15	15	15	15	15	15	20	20	20	20	
Supply side			Icu (kA)												
Circuit breaker:			415 V	440 V	Ir	TSE conditionnal short-circuit current and related making capacity:									
NSX100S/L/R NSX160S/L/R TMD/TMG/ Micrologic	100/ 150/ 200	90/ 150/ 200			Ir ≤ 32	36/75	36/75	36/75	36/75	36/75	36/75	65/143	65/143	65/143	65/143
					Ir ≤ 40		36/75	36/75	36/75	36/75	36/75	65/143	65/143	65/143	65/143
					Ir ≤ 50			36/75	36/75	36/75	36/75	65/143	65/143	65/143	65/143
					Ir ≤ 63				36/75	36/75	36/75	65/143	65/143	65/143	65/143
					Ir ≤ 80					36/75	36/75	65/143	65/143	65/143	65/143
					Ir ≤ 100						36/75	65/143	65/143	65/143	65/143
					Ir ≤ 125								65/143	65/143	65/143
					Ir ≤ 160										65/143
NSX250S/L/R  TMD/TMG/ Micrologic	100/ 150/ 200	90/ 150/ 200			Ir ≤ 32	25/52	25/52	25/52	25/52	25/52	25/52	65/143	65/143	65/143	65/143
					Ir ≤ 40		25/52	25/52	25/52	25/52	25/52	65/143	65/143	65/143	65/143
					Ir ≤ 50			25/52	25/52	25/52	25/52	65/143	65/143	65/143	65/143
					Ir ≤ 63				25/52	25/52	25/52	65/143	65/143	65/143	65/143
					Ir ≤ 80					25/52	25/52	65/143	65/143	65/143	65/143
					Ir ≤ 100						25/52	65/143	65/143	65/143	65/143
					Ir ≤ 125								65/143	65/143	65/143
					Ir ≤ 160										65/143

**T** : Protection of the Transfer Switching Equipment is ensured but combination not very relevant

**T** : Transfer Switching Equipment is totally coordinated up to the Icu of the circuit breaker installed on supply side

**36/75** : Transfer Switching Equipment is protected up to 36 kA rms / 75 kA peak

: Protection of the Transfer Switching Equipment / circuit breaker is not ensured.

For details on non standard references, technical parameters, accessories, compatibility, stockable and non stockable status please contact Customer Care

NORMAL STOCK ITEMS

W.E.F. February 03<sup>rd</sup>, 2025

## Circuit Breaker/Transfer Switching Equipment Coordination

**Upstream:** ComPacT NSX100-630 NS630b NS800L/H/L

**Downstream:** TransferPacT Automatic TA25, TR25, TA63, TR63, TA80, TR80

**Ue:** ≤440 V AC

Load side		TSE		TA25, TR25				TA63, TR63				TA80, TR80	
		Rating (A)		100	160	200	250	320	400	500	630	800	
		Ith (A) 60°C		100	160	200	250	320	400	500	630	800	
		Icw (kA)		15/0.1s	15/0.1s	15/0.1s	15/0.1s	25/0.1s	25/0.1s	25/0.1s	25/0.1s	25/0.1s	
				10/0.5s	10/0.5s	10/0.5s	10/0.5s	20/0.5s	20/0.5s	20/0.5s	20/0.5s	20/0.5s	
				8/1s	8/1s	8/1s	8/1s	15/1s	15/1s	15/1s	15/1s	15/1s	
		Icm (kA)		30	30	30	30	40	40	40	40	40	
Supply side		Icu (kA)											
Circuit breaker:		415 V	440 V	I <sub>r</sub>	TTSE conditionnal short-circuit current and related making capacity:								
NSX100B/F/N/H/S/L				I <sub>r</sub> ≤100	T	T	T	T	T	T	T	T	T
NSX160B/F/N/H/S/L				I <sub>r</sub> ≤160		T	T	T	T	T	T	T	T
NSX250B/F/N/H/S/L		25/36/50/70/100/150	20/35/50/65/90/130	I <sub>r</sub> ≤200			T	T	T	T	T	T	T
TMD/TMG/ Micrologic				I <sub>r</sub> ≤250				T	T	T	T	T	T
NSX100R				I <sub>r</sub> ≤100	T	T	T	T	T	T	T	T	T
NSX250R		200	200	I <sub>r</sub> ≤160		T	T	T	T	T	T	T	T
TMD/TMG/ Micrologic				I <sub>r</sub> ≤200			T	T	T	T	T	T	T
				I <sub>r</sub> ≤250				T	T	T	T	T	T
NSX400F/N/H/S/L				I <sub>r</sub> =100	T	T	T	T	T	T	T	T	T
NSX630F/N/H/S/L				I <sub>r</sub> ≤160		T	T	T	T	T	T	T	T
Micrologic				I <sub>r</sub> ≤200			T	T	T	T	T	T	T
Note:		36/50/70/100/150	30/42/65/90/130	I <sub>r</sub> ≤250				T	T	T	T	T	T
Min. In 100 A				I <sub>r</sub> ≤320					T	T	T	T	T
Max. In 570A				I <sub>r</sub> ≤400						T	T	T	T
				I <sub>r</sub> ≤500							T	T	T
				I <sub>r</sub> ≤630								T	T
NSX400R				I <sub>r</sub> =100	150/330	150/330	150/330	150/330	T	T	T	T	T
NSX630R				I <sub>r</sub> ≤160		150/330	150/330	150/330	T	T	T	T	T
Micrologic				I <sub>r</sub> ≤200			150/330	150/330	T	T	T	T	T
Note:		200	200	I <sub>r</sub> ≤250				150/330	T	T	T	T	T
Min. In 100 A				I <sub>r</sub> ≤320					T	T	T	T	T
Max. In 570A				I <sub>r</sub> ≤400						T	T	T	T
				I <sub>r</sub> ≤500							T	T	T
				I <sub>r</sub> ≤630								T	T
NS630b/800 N		50	50	I <sub>r</sub> ≤320					20/50	20/50	20/50	20/50	20/50
				I <sub>r</sub> ≤400						20/50	20/50	20/50	20/50
				I <sub>r</sub> ≤500							20/50	20/50	20/50
				I <sub>r</sub> ≤630								20/50	20/50
				I <sub>r</sub> ≤800									20/50
NS630b/800H		70	65	I <sub>r</sub> ≤320					20/50	20/50	20/50	20/50	20/50
				I <sub>r</sub> ≤400						20/50	20/50	20/50	20/50
				I <sub>r</sub> ≤500							20/50	20/50	20/50
				I <sub>r</sub> ≤630								20/50	20/50
				I <sub>r</sub> ≤800									20/50
NS630b/800 L		150	130	I <sub>r</sub> ≤320					T	T	T	T	T
				I <sub>r</sub> ≤400						T	T	T	T
				I <sub>r</sub> ≤500							T	T	T
				I <sub>r</sub> ≤630								T	T
				I <sub>r</sub> ≤800									T

**T** : Transfer Switching Equipment is totally coordinated up to the Icu of the circuit breaker installed on supply side

**150/330** : Transfer Switching Equipment is protected up to 150 kA rms / 330 kA peak

: Protection of the Transfer Switching Equipment / circuit breaker is not ensured.

For details on non standard references, technical parameters, accessories, compatibility, stockable and non stockable status please contact Customer Care

NORMAL STOCK ITEMS

W.E.F. February 03<sup>rd</sup>, 2025



### Circuit Breaker/Transfer Switching Equipment Coordination

**Upstream:** ComPacT NS630b to 1600/ MasterPact MTZ1/MTZ2

**Downstream:** TransferPacT Automatic TA1A

**Ue: ≤440 V AC**

Load side	TSE			TA1A(1600)			
	Rating (A)	800	1000	1250	1600		
	Ith (A) 60 °C	32	40	50	63		
	Icw (kA)	70/0.1s 50/0.5s	70/0.1s 50/0.5s	70/0.1s 50/0.5s	70/0.1s 50/0.5s		
	Icm (kA)	105	105	105	105		
Supply side	Icu (kA)						
Circuit breaker:	415 V	440 V	Ir	TTSE conditionnal short-circuit current and related making capacity:			
NS630b-1600N	50	50	I <sub>r</sub> ≤800	T	T	T	T
			I <sub>r</sub> ≤1000		T	T	T
			I <sub>r</sub> ≤1250			T	T
			I <sub>r</sub> ≤1600				T
NS630b/1600H	70	65	I <sub>r</sub> ≤800	T	T	T	T
			I <sub>r</sub> ≤1000		T	T	T
			I <sub>r</sub> ≤1250			T	T
			I <sub>r</sub> ≤1600				T
NS630b/1000 L	150	130	I <sub>r</sub> ≤800	T	T	T	T
			I <sub>r</sub> ≤1000		T	T	T
MTZ1 H1 06-16	42	42	I <sub>r</sub> ≤800	T	T	T	T
			I <sub>r</sub> ≤1000		T	T	T
			I <sub>r</sub> ≤1250			T	T
MTZ1 H2 06-16	50	50	I <sub>r</sub> ≤800	T	T	T	T
			I <sub>r</sub> ≤1000		T	T	T
			I <sub>r</sub> ≤1250			T	T
MTZ1 H3 06-16	66	66	I <sub>r</sub> ≤800	T	T	T	T
			I <sub>r</sub> ≤1000		T	T	T
			I <sub>r</sub> ≤1250			T	T
			I <sub>r</sub> ≤1600				T
MTZ1 L1 06-10	150	130	I <sub>r</sub> ≤800	T	T	T	T
			I <sub>r</sub> ≤1000		T	T	T
MTZ2 N1 08-20	42	42	I <sub>r</sub> ≤800	T	T	T	T
			I <sub>r</sub> ≤1000		T	T	T
			I <sub>r</sub> ≤1250			T	T
MTZ2 H1 08-20	66	66	I <sub>r</sub> ≤800	50/105	50/105	50/105	50/105
			I <sub>r</sub> ≤1000		50/105	50/105	50/105
			I <sub>r</sub> ≤1250			50/105	50/105
			I <sub>r</sub> ≤1600				50/105
MTZ2 H2 08-20	100	100	I <sub>r</sub> ≤800	50/105	50/105	50/105	50/105
			I <sub>r</sub> ≤1000		50/105	50/105	50/105
			I <sub>r</sub> ≤1250			50/105	50/105
			I <sub>r</sub> ≤1600				50/105

**T** : Total coordination, Transferpact is protected up to Icu of downstream circuit-breaker

**50/105** : Transferpact is protected up to 70 kArms/130 kA peak of presumed short-circuit current

: Protection of the Transfer Switching Equipment / circuit breaker is not ensured.

For details on non standard references, technical parameters, accessories, compatibility, stockable and non stockable status please contact Customer Care

☑ NORMAL STOCK ITEMS

W.E.F. February 03<sup>rd</sup>, 2025

# WATSN (ATS and RTS)

WATSN is a Compact , Easy and Scalable Transfer Switch for safe and reliable source management.

- Conforming to IEC 60947-6-1
- Automatic and Remote Transfer switches
- Three Position, Open Transition Transfer Switch
- 2,3,4 pole configurations ranging within 63 -630A
- Fast Transfer Speed of <100ms
- Solenoid operated, Built-in Microprocessor Controller(for ATS)
- Reduced size and footprint upto 30%
- Tested for Total Discrimination with EasyPacT CVS Circuit breakers for seamless integration in the power train.
- Utilization Category: AC 33B



## WATSN Automatic Transfer Switch

Rating (amps)	Poles	Reference	Unit MRP [₹]	Poles	Reference	Unit MRP [₹]	Poles	Reference	Unit MRP [₹]
63	2P	NA00632V	41000	3P	NA00633V	42500	4P	NA00634V <input checked="" type="checkbox"/>	43500
100	2P	NA01002V	51500	3P	NA01003V	53000	4P	NA01004V <input checked="" type="checkbox"/>	55000
160	2P	N2A01602V	82000	3P	N2A01603V	83000	4P	N2A01604V <input checked="" type="checkbox"/>	84000
250	-	-	-	3P	NA02503V	150000	4P	NA02504V <input checked="" type="checkbox"/>	155000
400	-	-	-	3P	NA04003V	255000	4P	NA04004V <input checked="" type="checkbox"/>	275000
630	-	-	-	3P	NA06303V	320000	4P	NA06304V <input checked="" type="checkbox"/>	330000

## WATSN Remote Transfer Switch

Rating (amps)	Poles	Reference	Unit MRP [₹]	Poles	Reference	Unit MRP [₹]	Poles	Reference	Unit MRP [₹]
63	2P	NR00632	On Request	3P	NR00633	On Request	4P	NR00634	On Request
100	2P	NR01002	On Request	3P	NR01003	On Request	4P	NR01004	On Request
160	2P	N2R01602	On Request	3P	N2R01603	On Request	4P	N2R01604	On Request
250	2P	-	-	3P	NR02503	On Request	4P	NR02504	On Request
400	2P	-	-	3P	NR04003	On Request	4P	NR04004	On Request
630	2P	-	-	3P	NR06303	On Request	4P	NR06304	On Request

## WATSN Accessories



Function Module



T-Helper

WATSN is a simple and scalable transfer switch with add-on function modules.(Any two function modules can be connected at a time)

Accessory Type	Description	Reference	Unit MRP [₹]
Fire Protection function modules	DC24V Constant voltage fire linkage	NF001	On Request
	DC24V Pulse fire linkage	NF002	On Request
	AC220V Constant voltage fire linkage	NF003	On Request
	AC220V Pulse fire linkage	NF004	On Request
	Passive fire linkage	NF005	On Request
Control and Signalling function modules	Genset control module	NF006	On Request
	Genset control&Communication module	NF008	On Request
	Remote control to S2	NF012	On Request
Communication accessories	Modbus communication module with RS485 interface	NF007	On Request
	T-Helper Operation and maintenance Helper	NF028 <input checked="" type="checkbox"/>	On Request

\*For more details on accessories, please contact Customer Care Centre.

For details on non standard references, technical parameters, accessories, compatibility, stockable and non stockable status please contact Customer Care

NORMAL STOCK ITEMS

W.E.F. February 03<sup>rd</sup>, 2025

**Class PC transfer switch**

Circuit-breaker / Transfer Switch Equipment coordination

Complementary technical informations  
Ue <=415 VAC

Upstream  
Downstream

EasyPacT CVS  
WATSN

Load side		TSE	WATSN			
		Rating	100	160	250	630
		Ith (A) 40°C	100	160	250	630
		Icw (kA)	5	10	10	12
		Icm (kAp)	7.65	17	17	25
Supply side	Icu (kA)					
Circuit breaker:	415V	Ir	TSE conditionnal short-circuit current and related making capacity:			
CVS100B	25		5	T	T	T
CVS160B	25			T	T	T
CVS250B	25				T	T
CVS100F	36		5	25	25	T
CVS160F	36			25	25	T
CVS250F	36				25	T
CVS400F	36					36
CVS630F	36					36
CVS100N	50		5	25	25	T
CVS160N	50			25	25	T
CVS250N	50				25	T
CVS400N/H	50/70					36
CVS630N/H	50/70					36

- T Transfer Switch Equipment is Totally coordinated up to Icu of circuit breaker installed on supply side.
- Protection of the Transfer Switch Equipment is not ensured



# Easy TeSys

Powering Simplicity in  
Control Solutions

Easy TeSys provides you **Essential** control and protection for your applications.



[se.com/in](https://se.com/in)

Life Is On

**Schneider**  
Electric

# Easy TeSys

The Easy choice for simplicity and flexibility

- 3 Pole and 4 Pole Power Contactor
- Control Relays
- Thermal Overload Relay
- Circuit Breaker for Motor Protection
- Accessories

A2L certified  
upto 50A  
for HVAC  
applications



HVAC



GenSet



Pumps



Textile



Material  
Handling



Packaging



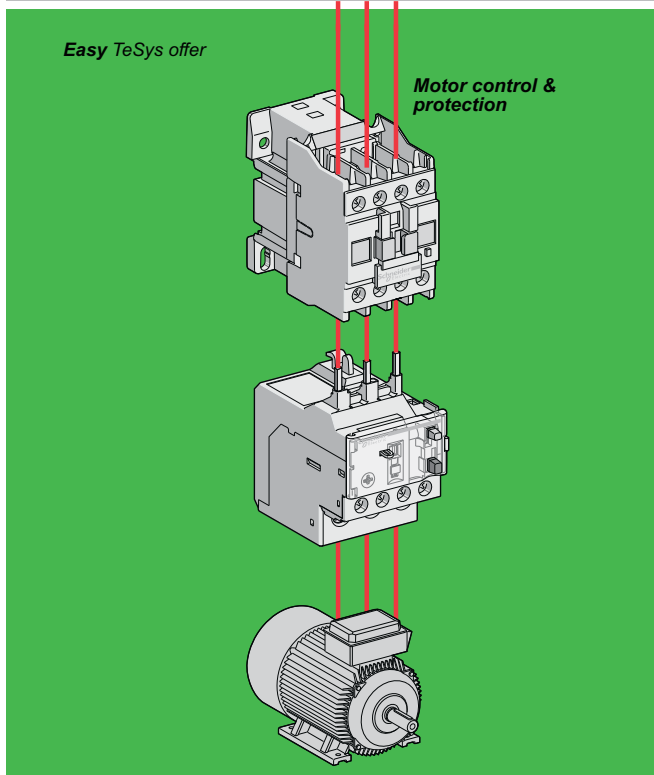
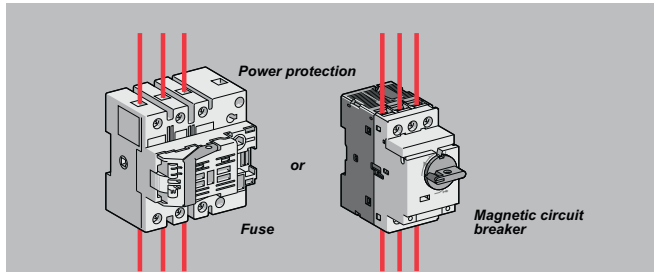
# Easy TeSys

## Designed for the essential

Two principles to build your starter solution

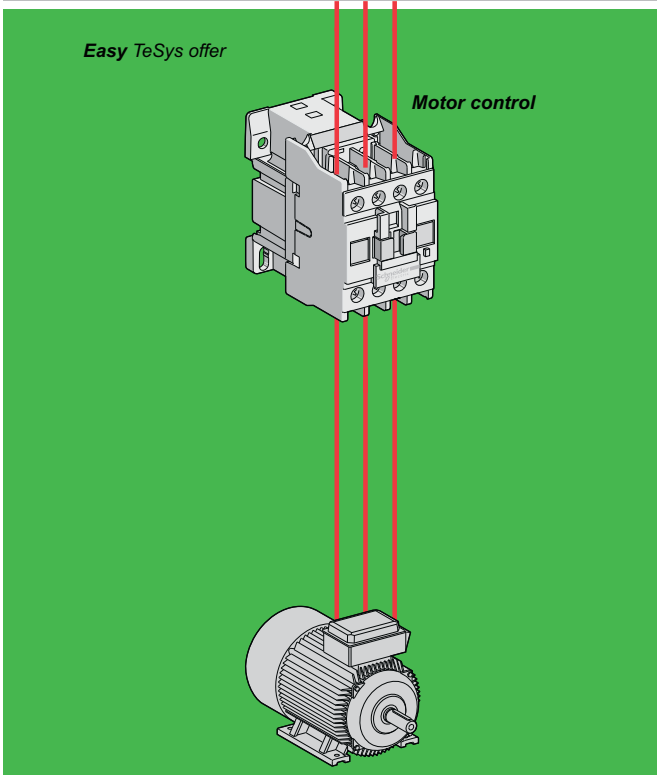
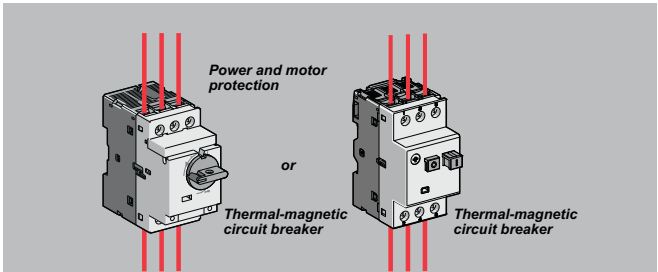
### 2-components solution

(Thermal-magnetic circuit breaker + Contactor)



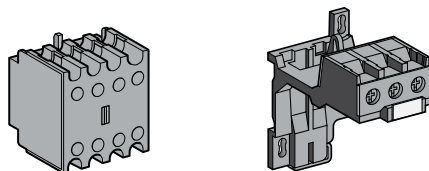
### 3-components solution

(Magnetic circuit breaker or fuse + Contactor + TOR)



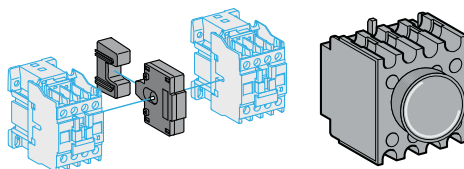
To build the essential solutions in an easy and simple way

Control



Terminal block

Reversor starter



Star-Delta solution

## Power Contactors LC1E (3 Pole AC Control)



- Conformance to IEC 60947-4-1, CE Marking
- Current Rating: 6A to 630A, AC-3 Rating
- RSC available with Fuse, MPCB and MCCB

Frame	[Ie] Rated Operational Current		Motor Power at 415V, 3Ph, 50Hz		Auxiliary Contacts		Reference	Unit MRP [₹]	
	AC-1	AC-3	HP	kW	NO	NC		M7 (220V)	N5 (415V)
FRAME-1	20 A	6 A	3	2.2	-	1	LC1E0601* <input checked="" type="checkbox"/>	1485	1750
	20 A	6 A	3	2.2	1	-	LC1E0610* <input checked="" type="checkbox"/>	1485	-
	25 A	9 A	5.5	4	-	1	LC1E0901* <input checked="" type="checkbox"/>	1520	1520
	25 A	9 A	5.5	4	1	-	LC1E0910* <input checked="" type="checkbox"/>	1520	1520
	25 A	12 A	7.5	5.5	-	1	LC1E1201* <input checked="" type="checkbox"/>	1735	1735
	25 A	12 A	7.5	5.5	1	-	LC1E1210* <input checked="" type="checkbox"/>	1735	1735
	32 A	18 A	12	9	-	1	LC1E1801* <input checked="" type="checkbox"/>	2005	2005
	32 A	18 A	12	9	1	-	LC1E1810* <input checked="" type="checkbox"/>	2005	2005
	36 A	25 A	15	11	-	1	LC1E2501* <input checked="" type="checkbox"/>	2730	3230
	36 A	25 A	15	11	1	-	LC1E2510* <input checked="" type="checkbox"/>	2730	2730
FRAME-2	50 A	32 A	20	15	-	1	LC1E3201* <input checked="" type="checkbox"/>	5720	6765
	50 A	32 A	20	15	1	-	LC1E3210* <input checked="" type="checkbox"/>	5720	5720
	50 A	38 A	25	18.5	-	1	LC1E3801* <input checked="" type="checkbox"/>	6670	7995
	50 A	38 A	25	18.5	1	-	LC1E3810* <input checked="" type="checkbox"/>	6670	6670
	50 A	40 A	29	22	-	1	LC1E40B01* <input checked="" type="checkbox"/>	7210	-
	50 A	40 A	29	22	1	-	LC1E40B10* <input checked="" type="checkbox"/>	7210	-
FRAME-3	60 A	40 A	29	22	1	1	LC1E40* <input checked="" type="checkbox"/>	8955	8955
	70 A	50 A	34	25/30	1	1	LC1E50* <input checked="" type="checkbox"/>	10895	10895
	80 A	65 A	50	37	1	1	LC1E65* <input checked="" type="checkbox"/>	14760	14760
FRAME-4	110 A	80 A	60	45	1	1	LC1E80* <input checked="" type="checkbox"/>	19195	19195
	120 A	95 A	60	45	1	1	LC1E95* <input checked="" type="checkbox"/>	23005	23005

Frame	[Ie] Rated Operational Current		Motor Power at 415V, 3Ph, 50Hz		Auxiliary Contacts		Reference	Unit MRP [₹]			
	AC-1	AC-3	HP	kW	NO	NC		M7 (220V)	N5 (415)	M5 (220V)	N7 (415)
FRAME-5	150 A	120 A	75	55	1	1	LC1E120*	-	27410	27410	-
	200 A	160 A	120	90	1	1	LC1E160*	-	36190	36190	-
FRAME-6	250 A	200 A	150	110	-	-	LC1E200*	-	49810	49810	-
	300 A	250 A	175	132	-	-	LC1E250*	-	77580	65640	-
FRAME-7	320 A	300 A	215	160	-	-	LC1E300*	-	80810	80810	-
	500 A	400 A	295	220	-	-	LC1E400*	100850	-	-	118050
FRAME-8	700 A	500 A	375	280	-	-	LC1E500*	142050	-	-	-
FRAME-9	1000 A	630 A	500	375	-	-	LC1E630*	199820	-	-	236070

For other coil voltage ratings contactors, please contact Customer Care.

\* Reference to be completed by adding coil voltage code

## Easy TeSys 3P Power Contactors 06 – 95A, 24V DC Coil



- Power Contactors – 6A to 95A, Control Voltage- 24V DC (launched and commercialized)
- Fully tested, approved, and certified by national, international, and third-party organizations. ISO 9001 ISO 14000
- Conformance to IEC 60947-4-1, CE Marking

### Power Contactors LC1E (3 Pole DC Control)

Frame	[Ie] Rated Operational Current		Motor Power at 415V, 3Ph, 50Hz		Auxiliary Contacts		Reference	Unit MRP [₹] BD
	AC-1	AC-3	HP	kW	NO	NC		
FRAME-1	20 A	6 A	3	2.2	-	1	LC1E0601* <input checked="" type="checkbox"/>	2905
	20 A	6 A	3	2.2	1	-	LC1E0610* <input checked="" type="checkbox"/>	2905
	25 A	9 A	5.5	4	-	1	LC1E0901* <input checked="" type="checkbox"/>	2905
	25 A	9 A	5.5	4	1	-	LC1E0910* <input checked="" type="checkbox"/>	2905
	25 A	12 A	7.5	5.5	-	1	LC1E1201* <input checked="" type="checkbox"/>	3005
	25 A	12 A	7.5	5.5	1	-	LC1E1210* <input checked="" type="checkbox"/>	3005
	32 A	18 A	12	9	-	1	LC1E1801* <input checked="" type="checkbox"/>	3505
	32 A	18 A	12	9	1	-	LC1E1810* <input checked="" type="checkbox"/>	3505
	36 A	25 A	15	11	-	1	LC1E2501* <input checked="" type="checkbox"/>	4810
	36 A	25 A	15	11	1	-	LC1E2510* <input checked="" type="checkbox"/>	4810
FRAME-2	50 A	32 A	20	15	-	1	LC1E3201* <input checked="" type="checkbox"/>	10520
	50 A	32 A	20	15	1	-	LC1E3210* <input checked="" type="checkbox"/>	10520
	50 A	38 A	25	18.5	-	1	LC1E3801* <input checked="" type="checkbox"/>	12025
	50 A	38 A	25	18.5	1	-	LC1E3810* <input checked="" type="checkbox"/>	12025
FRAME-3	60 A	40 A	29	22	1	1	LC1E40** <input checked="" type="checkbox"/>	18105
	70 A	50 A	34	25/30	1	1	LC1E50**	18295
	80 A	65 A	50	37	1	1	LC1E65** <input checked="" type="checkbox"/>	19140
FRAME-4	110 A	80 A	60	45	1	1	LC1E80** <input checked="" type="checkbox"/>	24690
	120 A	95 A	60	45	1	1	LC1E95** <input checked="" type="checkbox"/>	26965

### Power Contactors - Easy TeSys (4 Pole AC Control)



- Conformance to IEC 60947-4-1, CE Marking
- Current Rating: 20A to 125A, AC-1 rating
- Available in 4NO and 2NO+2NC Power Pole combination
- Wide Band Coil for all ratings in 220 & 415V AC

Frame	AC-1 Rating	Power Poles	Reference	Unit MRP [₹]			
				B7 (24V)	F7 (110V)	M5WB (220V)	N5WB (415V)
FRAME-1	20	4NO	LC1E06004*IN	1815	2160	1815	-
	25	4NO	LC1E09004*IN	1925	2285	1925	2285
	32	4NO	LC1E12004*IN	-	-	2005	-
	40	4NO	LC1E18004*IN	2500	2500	2500	2500
FRAME-2	50	4NO	LC1E25004*IN	3165	3165	3165	3165
	55	4NO	LC1E32004*IN	-	5345	5345	-
	60	4NO	LC1E38004*IN	6255	6255	6255	6255
FRAME-3	75	4NO	LC1E40004*IN	11790	11790	9745	11790
	85	4NO	LC1E65004*IN	13185	15950	13185	13185
FRAME-4	110	4NO	LC1E80004*IN	20200	20200	16700	-
	125	4NO	LC1E95004*	-	-	18830	-

For details on non standard references, technical parameters, accessories, compatibility, stockable and non stockable status please contact Customer Care

NORMAL STOCK ITEMS

W.E.F. February 03<sup>rd</sup>, 2025



Frame	AC-1 Rating	Power Poles	Reference	Unit MRP [₹]			
				B7 (24V)	F7 (110V)	M5WB (220V)	N5WB (415V)
FRAME-1	20	2NO + 2NC	LC1E06008*IN	-	-	2170	-
	25	2NO + 2NC	LC1E09008*IN	2335	2335	2335	2335
	32	2NO + 2NC	LC1E12008*IN	2975	2975	2500	-
FRAME-2	40	2NO + 2NC	LC1E18008*IN	2515	2515	2515	2515
	50	2NO + 2NC	LC1E25008*IN	-	4500	4500	5345
	55	2NO + 2NC	LC1E32008*IN	8480	-	-	8480
FRAME-3	60	2NO + 2NC	LC1E38008*IN	-	8840	8840	8840
	75	2NO + 2NC	LC1E40008*IN	13100	-	13100	15840
	85	2NO + 2NC	LC1E65008*IN	-	16375	16375	16375
FRAME-4	110	2NO + 2NC	LC1E80008*IN	-	-	23250	23250

For other coil voltage ratings contactors, please contact Customer Care.

\* Reference to be completed by adding coil voltage code

## Control Relays - CAE,

Conformance to IEC60947-5-1, CE Marking

Auxiliary Contacts Reference			Unit MRP [₹]			
NO	NC		B5	F5	M5	N5
4	0	CAE40*	1775	1485	1485	1485
3	1	CAE31*	1775	1775	1485	1775
2	2	CAE22*	1775	1485	1485	1775

\* Reference to be completed by adding coil voltage code and recommended to check availability with Customer Care team

## Spare Coil for Contactors

Contactor	Reference
<b>4 Pole Contactors</b>	
LC1E0600*.... LC1E1800*	LAEX1T**
LC1E2500*.... LC1E3800*	LAEX2T**
LC1E4000*....LC1E9500*	LAEX4T**
<b>Control Contactors</b>	
CAE*	LAEX12**

\* Reference to be completed by adding coil voltage code and recommended to check availability with Customer Care team

## Accessories - For Easy TeSys Contactors

Description	For Use with	Mounting	Contacts	Reference	Unit MRP [₹]
Auxiliary contact block	LC1E06..E630 & LC1E0600..E9500	FRONT	1NO+1NC	LAEN11 <input checked="" type="checkbox"/>	465
		FRONT	2NO	LAEN20 <input checked="" type="checkbox"/>	465
		FRONT	2NC	LAEN02 <input checked="" type="checkbox"/>	550
		FRONT	2NO+2NC	LAEN22 <input checked="" type="checkbox"/>	845
		FRONT	4NO	LAEN40 <input checked="" type="checkbox"/>	845
Star delta timer	LC1E25..E630			LAETSD <input checked="" type="checkbox"/>	3830

Description	For Use with	Coil Voltage	Reference	Unit MRP [₹]
Surge suppressor*	LC1E06..E95	24..48V AC	LAERCE	2530
	LC1E06..E95	110..240V AC	LAERCU	1075

\*For higher rating contactors, contact Customer Care

Description	For Use with	Reference	Unit MRP [₹]
Mechanical Interlock	LC1E06..E65 & LC1E0600*..E3800*	LAEM1	960
	LC1E80/E95 & LC1E4000*...LC1E9500*	LAEM4	3120
	LC1E120..E160	LAEM5	5820
	LC1E200/E250	LAEM6	5935

\*Reference to be completed by adding coil voltage

For details on non standard references, technical parameters, accessories, compatibility, stockable and non stockable status please contact Customer Care

NORMAL STOCK ITEMS

W.E.F. February 03<sup>rd</sup>, 2025

## 3 Pole Accessories Compatibility

Contactor	Built in contacts	LAEN**	LAERC•	LAEM
LC1E06	1NO or 1NC	1	1	1
LC1E09				
LC1E12				
LC1E18				
LC1E25				
LC1E32				
LC1E38				
LC1E40B				
LC1E40	1NO + 1NC	1		1
LC1E50				
LC1E65				
LC1E80				
LC1E95				
LC1E120	-	2	-	
LC1E160				
LC1E200				
LC1E250				
LC1E300				
LC1E400				
LC1E500				
LC1E630				

## 4 Pole Accessories Compatibility

Contactor	LAEN**	LAEM	LAERC•
LC1E06	1	1	1
LC1E09			
LC1E12			
LC1E18			
LC1E25			
LC1E32			
LC1E38			
LC1E40			
LC1E50			
LC1E65			
LC1E80			
LC1E95			

## Control Relay Accessories Compatibility


Control Relay	LAEN*	LAERC
CAE	1 of LAEN11 or LAEN20 or LAEN02 or LAEN22	1

# Easy TeSys

## The performance you need

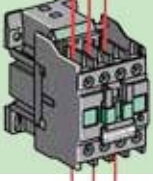
**Circuit breaker**  
Choose from:

- Easy TeSys GZ1E
- TeSys GV




**Contactor**

- Easy TeSys



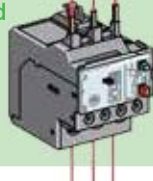
**Control Relay**

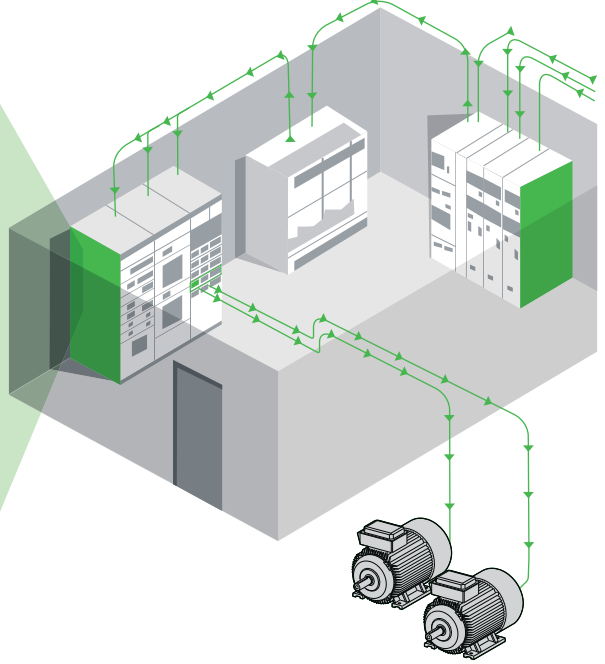
- Easy TeSys



**Thermal overload relay (TOR)**

- Easy TeSys





For details on non standard references, technical parameters, accessories, compatibility, stockable and non stockable status please contact Customer Care

☑ NORMAL STOCK ITEMS

W.E.F. February 03<sup>rd</sup>, 2025

## Thermal Overload Relay - Easy TeSys



- Conformance to IEC 60947-4-1, CE Marking
- Range : 0.1A to 630A
- Tripping Class : 10A
- Direct & Independent mounting

Thermal Protection Adjustment Range	For Use with Contactor	Reference	Unit MRP ₹
<b>LRE</b>			
0.25...0.4	E06...E38	LRE03	2435
0.4...0.63	E06...E38	LRE04	2435
0.63...1	E06...E38	LRE05 ✓	2435
1...1.6	E06...E38	LRE06 ✓	2435
1.6...2.5	E06...E38	LRE07 ✓	2435
2.5...4	E06...E38	LRE08 ✓	2435
4...6	E06...E38	LRE10 ✓	2435
5.5...8	E09...E38	LRE12 ✓	2435
7...10	E09...E38	LRE14 ✓	2435
9...13	E12...E38	LRE16 ✓	2435
12...18	E18...E38	LRE21 ✓	2695
16...24	E25...E38	LRE22 ✓	3115
23...32	E25...E38	LRE32 ✓	4165
30...38	E38	LRE35 ✓	4690
17...25	E40...E95	LRE322	5295
23...32	E40...E95	LRE353	5295
30...40	E40...E95	LRE355	5295
37...50	E50...E95	LRE357 ✓	5295
48...65	E65...E95	LRE359	6945

Thermal Protection Adjustment Range	For Use with Contactor	Reference	Unit MRP ₹
<b>LRE</b>			
55...70	E80...E95	LRE361	8225
63...80	E80...E95	LRE363	8590
80...104	E95	LRE365	8590
51...81	E120...E300	LRE480	16085
62...99	E120...E300	LRE481	16085
84...135	E120...E300	LRE482	16085
124...198	E160...E300	LRE483	16085
146...234	E200...E300	LRE484	16085
174...279	E250...E300	LRE485	16085
208...333	E300	LRE486	17530
258...414	E300...E400	LRE487	21325

## Accessories for Relay

Accessory	For Relay	Reference	Unit MRP ₹
Separate Mounting Block	LRE01...LRE35	LAEB1	865
	LRE322...LRE365	LAEB3	1995

For details on non standard references, technical parameters, accessories, compatibility, stockable and non stockable status please contact Customer Care

✓ NORMAL STOCK ITEMS

W.E.F. February 03<sup>rd</sup>, 2025

## Circuit Breaker for Motor Protection - GZ1E - Pushbutton control



- Conformance to IEC60947-1,-2,-4, CE Marking
- Range : 0.1A to 32A
- Breaking Capacity upto 100KA

### Motor Protection Circuit Breaker - Easy TeSys

Breaking Capacity at 50 Hz		Thermal Protection Adjustment Range (A)	Reference	Unit MRP [₹]
690 V	500 V			
<b>GZ1-E Thermal Magnetic - With Pushbutton Control</b>				
100 kA	100 kA	0.1 - 0.16	GZ1E01	4505
		0.16 - 0.25	GZ1E02	4505
		0.25 - 0.40	GZ1E03	4505
		0.40 - 0.63	GZ1E04	5245
		0.63 - 1.0	GZ1E05	5245
2 kA	100 kA	1.0 - 1.6	GZ1E06	5140
		1.6 - 2.5	GZ1E07	5140
2 kA	30 kA	2.5 - 4	GZ1E08	5340
	8 kA	4 - 6.3	GZ1E10	5340
2 kA	5 kA	6 - 10	GZ1E14	5690
		9 - 14	GZ1E16	6415
		13 - 18	GZ1E20	6975
2 kA	3 kA	17 - 23	GZ1E21	7355
		20 - 25	GZ1E22	7725
		24 - 32	GZ1E32	13785

Breaking Capacity at 50 Hz		Magnetic Protection (A)	Reference	Unit MRP [₹]
690 V	500 V			
<b>GZ1-LE Magnetic- With Pushbutton Control</b>				
100 kA	100 kA	1	GZ1LE05	3290
		1.6	GZ1LE06	3290
2 kA	100 kA	2.5	GZ1LE07	3290
		4	GZ1LE08	3290
2 kA	38 kA	6.3	GZ1LE10	3290
	8 kA	10	GZ1LE14	3290
2 kA	5 kA	14	GZ1LE16	3555
		18	GZ1LE20	3555
2 kA	3 kA	25	GZ1LE22	3555
		32	GZ1LE32	4215

### Accessories - Easy TeSys Circuit Breaker for Motor Protection

Description	Mounting	Contacts	Reference	Unit MRP [₹]
Auxillary Contact Block	LH side Mounted	1NO+1NC	GZ1AN11	845
		2NO	GZ1AN20	1095

For details on non standard references, technical parameters, accessories, compatibility, stockable and non stockable status please contact Customer Care

NORMAL STOCK ITEMS

W.E.F. February 03<sup>rd</sup>, 2025



years of **TeSys...**

> Control > Protect > Power > Active

### Innovative and connected solutions for motor starters

TeSys is an innovative motor control and management solution from the global market leader. TeSys offers connected, efficient products and solutions for switching and protection of motors and electrical loads in compliance with all major global electrical standards

## TeSys Function Names

TeSys components are grouped by function name, for easier identification. These functions are related to motor, power, control and protection.

#### > TeSys Power:

Components for powering motors



#### > TeSys Control:

Components for controlling motors



#### > TeSys Protect:

Components for protecting motors



#### > TeSys Active:

Connected components for motor circuits



# Start smart. Run smart. With TeSys motor controls.



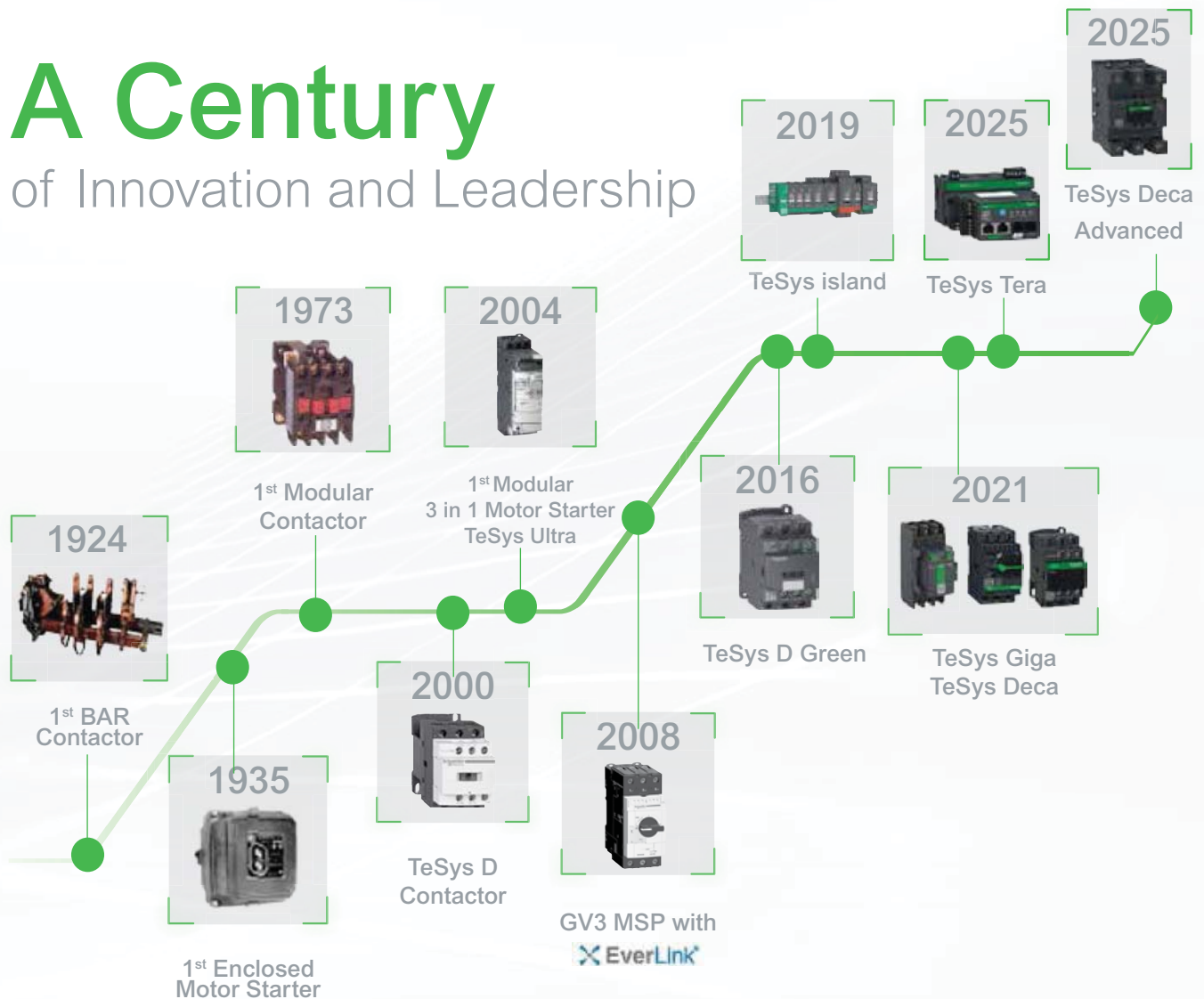
Stay smart with the world's best-selling motor control solutions from the inventor of the world's first contactor - Schneider Electric™.

For almost a century, TeSys motor controls have driven the industry with innovations in motor protection, monitoring, and control.

It started with the introduction of the industry's first BAR contactor in 1924, and today, the legacy of innovation is built into every TeSys motor control device.

Best-in-class safety and reliability, plug-and-play architecture, and flexible functionality mean TeSys motor control solutions can meet your requirements across a wide range of applications, from the most common to the most advanced.

## A Century of Innovation and Leadership



# Superior safety for all industries

TeSys motor controls come with all of the isolation, protection and emergency handling you need to comply with international codes. High-contrast covers identify safety-critical devices to prevent inadvertent manual operation. Every TeSys contactor is both mechanically linked and equipped with mirror contacts for safety applications and wherever auxiliary contact state reliability is critical.



## HVAC

Ensure 24/7 availability of your HVAC system with reliable products that can reach high ambient temperatures without derating.



## Conveying

Decentralize the control cabinet of your conveyor line and benefit from up to 80% space reduction.



## Genset

Make certain your generator starts even in the harshest conditions with robust TeSys solutions.



## Pumping

Optimize single or multi-drive boosters for industry or infrastructure with energy and cost-effective solutions.



## Packaging

Keep pace with the most demanding, high-end packing applications with solutions that can perform 30 million AC53a electrical cycles, like TeSys H.



## Oil and Gas

Keep your employees and assets safe and improve uptime in onshore and offshore applications: pipeline operations: LNG and natural gas processing: and refining and petrochemical applications.



## Water and Wastewater

Optimize the treatment and delivery of safer water by reducing energy usage and lowering operating costs.



## Food and Beverage

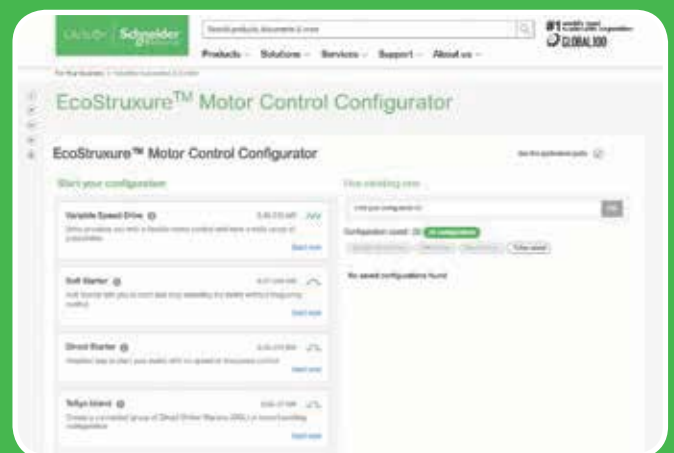
Serve your customers with environmentally friendly products to improve sustainability, efficiency, and flexibility, allowing you to adapt to changing customer habits.

## Online selection tool

### EcoStruxure™ Motor Control Configurator

For Direct-On-Line and Star-Delta starters, motor circuit breakers with advanced protection, motor management relays, configurations for total coordination, drives, and soft starters.

No matter what kind of starting method you need, our online EcoStruxure™ Motor Control Starter Configurator will help you to quickly and easily select the optimal combination of components to ensure maximized motor safety, protection, and uptime.



Scan or click on  
the QR code

# TeSys Range

## TeSys Component Series Names

Series names are now grouped as per the current ratings

- Series names group conventional components (circuit breakers, contactors, relays, overcurrent relays) by current rating ranges.
  - 0 to 16 A > **TeSys K** Series
  - 9 to 150 A > **TeSys 'Deca'** Series
  - 185 to 800 A > **TeSys 'Giga'** Series.
- TeSys advanced components have a specific classification.
  - 0 to 38 A All-in-one starters > **TeSys 'Ultra'** Series
  - 0 to 80 A Motor Control/Protection/Monitoring system > **TeSys 'island'** Series.
- Other TeSys component names remain unchanged (TeSys F, TeSys B, TeSys T).

### > TeSys K Series

The essential line for motors up to 7.5kW/16A direct on TeSys K series of Motor Starters



### > TeSys Deca Series

The industrial standard for motors up to 75kW/150A direct on TeSys Deca series of Motor Starters



### > TeSys Giga Series

For large motors up to 450kW/800A direct on TeSys Giga Series



### > TeSys Ultra Series

The most compact totally coordinated solution for Motor Starters. For Direct On Line or Reversing Motor Control and Drive Protection upto 18.5kW/38 A on TeSys Ultra series



### > TeSys Island Series

Digitally powered monitoring, control and protection of electrical motors up to 37kW/80 A on TeSys Island Series





# TeSys Control

## TeSys K

### Control Relays - K Model (AC & DC Control)



- Conformance IEC, UL, CSA, CE Marking
- Inbuilt 4 auxiliary contacts
- 10A thermal rating
- Available with AC (50/60Hz Dual frequency), DC & DC low consumption coil options

No of Poles	AC Control Reference	Unit MRP [₹]				DC Control Reference <sup>(4)</sup>	Unit MRP [₹]		
		B7 (24V)	F7 (110V)	M7 (220V)	N7 (415V)		BD (24V)	FD (110V)	MD (220V)
2NO + 2NC	CA2KN22*	1930	1930	1930	1930	CA3KN22**	2685	2685	2685
3NO + 1NC	CA2KN31*	-	-	1930	-	CA3KN31**	2685	2685	2685
4NO	CA2KN40*	-	1930	1930	2305				

No of Poles	DC low consumption Reference <sup>(1) (2) (3)</sup>	Unit MRP [₹]		
		BW3 (24V)	EW3 (48V)	SW3 (72V)
2NO + 2NC	CA4KN22***	3290	3950	3290
3NO + 1NC	CA4KN31***	3290	3950	-
4NO	CA4KN40***	3290	-	-

For other coil voltage ratings regarding above, please contact Schneider Electric customer care.

\* Reference to be completed by adding coil voltage code

(1) Compatible with PLC outputs

(2) Wide range coil (0.7...1.25Uc), suppressor fitted as standard

(3) 2 pole auxiliary contact block can be mounted additionally

(4) Optional in-built surge suppressor available

### Power Contactors - K Model (3 Pole AC & DC Control)



- Conformance to IEC, UL, CSA
- Current Rating : 6A to 16A, AC-3 duty
- 1NO or 1NC inbuilt auxiliary contact
- Available in 3P & 4P version
- Available with AC (50/60Hz Dual frequency), DC & DC low consumption<sup>(5)</sup> coil options

Motor Power (kW)	Auxiliary Contacts	AC Control Reference	Unit MRP [₹]				DC Control Reference <sup>(5)</sup>	Unit MRP [₹]		
			B7 (24V)	F7 (110V)	M7 (220V)	N7 (415V)		BD (24V)	FD (110V)	MD (220V)
3	1NC	LC1K0601*	1635	1635	1635	1985	LP1K0601**	2555	3085	-
	1NO	LC1K0610*	1635	1635	1635	1635	LP1K0610**	2555	3085	-
5.5	1NC	LC1K0901*	1710	1710	1710	2065	LP1K0901**	2775	2775	2775
	1NO	LC1K0910*	1710	1710	1710	1710	LP1K0910**	2775	2775	2775
7.5	1NC	LC1K1201*	1935	1935	1935	-	LP1K1201**	3220	-	-
	1NO	LC1K1210*	1935	1935	1935	2330	LP1K1210**	3220	3895	3920
10	1NC	LC1K1601*	2285	2285	2285	-	-	-	-	-
	1NO	LC1K1610*	2285	2285	2285	-	-	-	-	-

For other coil voltage ratings contactors, please contact Customer Care.

\* Reference to be completed by adding coil voltage code

(5) For low consumption offer, please contact Customer Care

### Reversing Contactors - K Model



- Conformance to IEC, UL, CSA, CE
- Current Rating : 6A to 16A, AC-3 duty
- 1NO or 1NC inbuilt auxiliary contact
- Available in 3P & 4P version
- Available with AC(50/60Hz Dual frequency), DC & DC low consumption<sup>(6)</sup> coil options

Motor Power (kW)	Auxiliary Contacts	AC Control Reference	Unit MRP [₹]	
			F7 (110V)	M7 (220V)
3	1 NC	LC2K0601*	5440	5440
	1 NO	LC2K0610*	5440	5440
5.5	1 NC	LC2K0901*	5810	5810
	1 NO	LC2K0910*	5810	5810
7.5	1 NC	LC2K1201*	5985	5985
	1 NO	LC2K1210*	5985	5985
10	1 NC	LC2K1601*	8040	8040
	1 NO	LC2K1610*	6685	8040

For other coil voltage ratings contactors, please contact Customer Care.

\* Reference to be completed by adding coil voltage code

(6) For current rating and ref please contact Customer Care

For details on non standard references, technical parameters, accessories, compatibility, stockable and non stockable status please contact Customer Care

NORMAL STOCK ITEMS

W.E.F. February 03<sup>rd</sup>, 2025

# TeSys Control

## TeSys K

### Accessories - K Model

Description	Mounting	Contacts	Reference	Unit MRP [₹]
Auxiliary contact block	Front	2NC	LA1KN02	895
	Front	1NO + 1NC	LA1KN11 <input checked="" type="checkbox"/>	820
	Front	2NO	LA1KN20	895
	Front	4NC	LA1KN04	1380
	Front	1NO + 3NC	LA1KN13	1380
	Front	2NO + 2NC	LA1KN22 <input checked="" type="checkbox"/>	1380
	Front	3NO + 1NC	LA1KN31	1380
	Front	4NO	LA1KN40	1380

Description	Control Voltage	Range	Reference	Unit MRP [₹]
On Delay Electronic Timer	24..48 V AC/DC	1..30S	LA2KT2E	4515

Description	Coil Voltage	Reference	Unit MRP [₹]
Surge Suppressor - RC Circuit	220..250V AC	LA4KA1U*	1265
Surge Suppressor - Varistor	130..250V AC/DC	LA4KE1UG*	1265
Surge Suppressor - Varistor	50..129V AC/DC	LA4KE1FC*	1265

\* Lot size 5

(1) Front mounted with common point changeover contact

# TeSys Capacitor Duty Contactor

### Capacitor Duty Contactor



Nominal Reactive Power 440V	Auxiliary Contacts	Reference	Unit MRP [₹]	
			F7 (110 V)	M7 (220V)
<b>LC1-D•K - with Damping Resistors &amp; Block of Early Make poles</b>				
12.5 kVar	1NO + 2NC	LC1DFK*	5885	5885
16.7 kVar	1NO + 2NC	LC1DGK*	8265	8265
25 kVar	1NO + 2NC	LC1DMK*	10180	10180
32 kVar	1 NO + 2NC	LC1DPK*	22180	22180
40 kVar	1NO + 2NC	LC1DTK*	30555	30555
60 kVar	1NO + 2NC	LC1DWK12*	34395	34395

For other coil voltage ratings contactors, please contact Customer Care.

\* Reference to be completed by adding coil voltage code



Instruction Manual  
Video for Capacitor  
Duty Contactors



Guide for the Design  
and Production of LV  
Power Factor  
Correction Cubicles

For complete information on selection of capacitor switching please refer to the TeSys catalogue

For details on non standard references, technical parameters, accessories, compatibility, stockable and non stockable status please contact Customer Care

NORMAL STOCK ITEMS

W.E.F. February 03<sup>rd</sup>, 2025

# TeSys Control

## TeSys Deca

The next-generation TeSys Deca series motor starters offer a reliable and robust solution for a faster machine time-to-market. It has a new modern look & feel and is designed to meet the requirements of Electro domestic applications. Ease of operation and reliability is guaranteed with the new multi-standard screws. Digital customer experience is enhanced with a QR embedded from product to packaging.

### TeSys Deca Control Contactors (AC & DC Control)



- Conformance to IEC, UL, CSA
- 5 inbuilt auxiliary contacts, in just 2 variants
- Available with AC (50/60Hz Dual frequency), DC & DC low consumption coil options
- High Operating ambient temperature upto 60 Deg C
- Inbuilt surge suppressor for DC & DC low consumption

No of Poles	AC Control Reference	Unit MRP [₹]				DC Control Reference <sup>(4)</sup>	Unit MRP [₹]		
		B7 (24V)	F7 (110V)	M7 (220V)	N7 (415V)		BD (24V)	FD (110V)	MD (220V)
3NO + 2NC	CAD32*	2065	2065	2065	2065	CAD32**	2965	2965	2965
5NO	CAD50*	2065	2065	2065	-	CAD50**	2965	2965	2965

No of Poles	DC low consumption Reference <sup>(1) (2) (3)</sup>	Unit MRP [₹]		
		BL (24V)	FL (110V)	ML (220V)
3NO + 2NC	CAD32***	3710	-	6285
5NO	CAD50***	3710	4445	-

For other coil voltage ratings contactors, please contact Customer Care.

\* Reference to be completed by adding coil voltage code

(1) Compatible with PLC outputs

(2) Wide range coil (0.7...1.25Uc), suppressor fitted as standard

(3) 2 pole auxiliary block can be mounted

### Power Contactors - Deca Model (3 Pole AC & DC Control)



- Conformance to IEC, UL, CSA
- Available with AC (50/60Hz Dual frequency), DC & DC low consumption coil options
- High Operating ambient temperature, no derating upto 60 Deg C
- Inbuilt 1NO + 1NC auxiliary contacts upto 150A
- High electrical and mechanical life
- Fuse-less Type 2 Co-ordination Charts available
- EverLink® terminal for 40, 50, 65 & 80A contactors
- Inbuilt surge suppressor in DC coil for 9-80A

[le] Rated Operational Current AC-1	kW	AC-3 Duty			Auxiliary Contacts	AC Control Reference	Unit MRP [₹]		
		HP	A				M7 (220V)	N7 (415V)	F7 (110V)
25	4	5.5	9	1 NO + 1 NC	LC1D09*	2050	2050	2050	
25	5.5	7.5	12	1 NO + 1 NC	LC1D12*	2305	2305	2305	
32	9	12.5	18	1 NO + 1 NC	LC1D18*	2675	2675	2675	
40	11	15	25	1 NO + 1 NC	LC1D25*	3325	3325	3325	
50	15	20	32	1 NO + 1 NC	LC1D32*	6465	6465	6465	
50	18.5	25	38	1 NO + 1 NC	LC1D38*	9195	9195	9195	
60	22	30	40	1 NO + 1 NC	LC1D40A*	9835	9835	9835	
80	25	35	50	1 NO + 1 NC	LC1D50A*	12755	12755	12755	
80	37	50	65	1 NO + 1 NC	LC1D65A*	17695	17695	17695	
125	45	60	80	1 NO + 1 NC	LC1D80*	26640	26640	26640	
125	45	60	95	1 NO + 1 NC	LC1D95*	28480	28480	28480	
250	59	80	115	1 NO + 1 NC	LC1D115*	35050	35050	35050	
250	80	110	150	1 NO + 1 NC	LC1D150*	43815	43815	43815	

For other coil voltage ratings contactors, please contact Customer Care.

\* Reference to be completed by adding coil voltage code

For details on non standard references, technical parameters, accessories, compatibility, stockable and non stockable status please contact Customer Care

NORMAL STOCK ITEMS

W.E.F. February 03<sup>rd</sup>, 2025

# TeSys Control

## TeSys Deca

[le] Rated Operational Current AC-1	AC-3 Duty			Auxiliary Contacts	DC Control Reference <sup>(1)</sup>	Unit MRP [₹]		
	kW	HP	A			BD (24V)	FD (110V)	MD (220V)
25	4	5.5	9	1 NO + 1 NC	LC1D09*	3255	3175	3255
25	5.5	7.5	12	1 NO + 1 NC	LC1D12*	3660	3660	3660
32	9	12.5	18	1 NO + 1 NC	LC1D18*	4510	4400	4510
40	11	15	25	1 NO + 1 NC	LC1D25*	5695	5560	5695
50	15	20	32	1 NO + 1 NC	LC1D32*	11620	11340	11620
50	18.5	25	38	1 NO + 1 NC	LC1D38*	13730	13730	13730
60	22	30	40	1 NO + 1 NC	LC1D40A*	16445	-	-
80	25	35	50	1 NO + 1 NC	LC1D50A*	20640	20640	-
80	37	50	65	1 NO + 1 NC	LC1D65A*	23405	-	-
125	45	60	80	1 NO + 1 NC	LC1D80*	31785	31785	31785
125	45	60	95	1 NO + 1 NC	LC1D95*	34835	34835	34835
250	59	80	115	1 NO + 1 NC	LC1D115*	41170	41170	41170
250	80	110	150	1 NO + 1 NC	LC1D150*	49405	49405	49405

For other coil voltage ratings contactors, please contact Customer Care.  
 \* Reference to be completed by adding coil voltage code

### TeSys Deca Power Contactors (3 Pole DC Low Consumption)

Now available upto 80A with the TeSys Deca Advanced Low Consumption offer

[le] Rated Operational Current AC1	Motor Power (Long Life) AC3			Auxiliary Contacts	Reference	Unit MRP [₹]	
	kW	HP	A			BL (24V)	EL (48V)
25	4	5.5	9	1 NO + 1 NC	LC1D09**** <input checked="" type="checkbox"/>	3570	3570
25	5.5	7.5	12	1 NO + 1 NC	LC1D12**** <input checked="" type="checkbox"/>	3995	3995
32	9	12.5	18	1 NO + 1 NC	LC1D18**** <input checked="" type="checkbox"/>	6105	6105
40	11	15	25	1 NO + 1 NC	LC1D25**** <input checked="" type="checkbox"/>	7440	7440
50	15	20	32	1 NO + 1 NC	LC1D32**** <input checked="" type="checkbox"/>	12725	12725

[le] Rated Operational Current AC1	Motor Power (Long Life) AC3			Auxiliary Contacts	Reference	Unit MRP [₹]			
	kW	HP	A			BBE (24V DC)	BNE (24-60V AC/DC)	EHE (48-130V AC/DC)	KUE (100-250V AC/DC)
60	22	30	40	1 NO + 1 NC	LC1D40A#	16445	16445	16445	16445
80	25	35	50	1 NO + 1 NC	LC1D50A#	20640	20640	20640	20640
80	37	50	65	1 NO + 1 NC	LC1D65A#	23405	23405	23405	23405
80	37	50	80	1 NO + 1 NC	LC1D80A#	28405	28405	28405	28405

For other coil voltage ratings contactors, please contact Customer Care.  
 \* Reference to be completed by adding coil voltage code

### TeSys Deca Power Contactors (4 Pole AC & DC Control)



- Conformance to IEC, UL, CSA
- Available with AC (50/60Hz Dual frequency), DC & DC low consumption<sup>(1)</sup> coil options
- High Operating ambient temperature, no derating upto 60 deg C

[le] Rated Operational Current AC1	Poles Composition	AC control Reference	Unit MRP [₹] M7 (220V)	DC control Reference	Unit MRP [₹]		
					BD (24V)	FD (110V)	MD (220V)
20	4NO	-	-	LC1DT20**	3925	3925	3925
	2NO+2NC	-	-	LC1D098**	4275	4275	4275
25	4NO	-	-	LC1DT25**	4715	4715	4715
	2NO+2NC	-	-	LC1D128**	6155	6155	6155
32	4NO	-	-	LC1DT32**	5185	8790	6210
	2NO+2NC	-	-	LC1D188**	7010	8390	7010
40	4NO	-	-	LC1DT40**	8125	8125	8125
	2NO+2NC	-	-	LC1D258**	10710	10710	10710
60	4NO	-	-	LC1DT60A#	16260	19480	19480
	2NO+2NC	-	-	LP1D40008**	21365	25605	21365
80	4NO	-	-	LC1DT80A#	24255	24255	-
	2NO+2NC	-	-	LP1D65008**	28725	28725	-
125	4NO	-	-	LP1D80004**	31115	37280	-
	2NO+2NC	-	-	LP1D80008**	35900	43010	35900
250	4NO	LC1D1150046*	39215	LC1D1150046**	43565	43565	-

**Note:** Please contact Customer Care for 4 Pole AC coil contactor details  
<sup>(1)</sup> For current rating and ref please contact Customer Care  
 For other coil voltage ratings contactors, please contact Customer Care.  
 \* Reference to be completed by adding coil voltage code

For details on non standard references, technical parameters, accessories, compatibility, stockable and non stockable status please contact Customer Care

NORMAL STOCK ITEMS

W.E.F. February 03<sup>rd</sup>, 2025



# TeSys Deca Advanced

## The Revolutionary Electronic Coil Contactor



Complete range in 4 frame sizes:

09-12-18A

25-32-38A

40-50-65-80A

115-150A **NEW**

 -80%

Up to 80% less energy consumption than a traditional electromechanical motor starter

10X Reduction  
in references

Only 3 references to cover the complete voltage range for AC and DC

 -35%

Highest currents in smallest size, e.g.

PLC Compatible

Direct connection to a PLC without the need for an interposing relay

SEMIF47

High uptime thanks to wide band coil with high resistance to voltage surges/SEMIF47 conform




Scan to see TeSys Deca Advanced under voltage performance.

# TeSys Control

## Deca Advanced Contactors

### Introduction



### TeSys Deca Advanced contactors



9...18 A



25...38 A



40...80 A



115...150 A

#### Power & switch

- 3 or 4 power poles
- 9 to 150 A (AC-3/AC-3e)
- 25 to 200 A (AC-1)
- Embedded 1 NO + 1 NC auxiliary contacts
- Patent EverLink main power terminals <sup>(1)</sup>

#### Efficient design

- Low consumption coils
- High rating within compact size
- Ready for IE3/IE4 high efficiency motor

#### Remote control

- 24V DC <sup>(2)</sup>, 24...60 V, 48...130 V 100...250 V, 200...500 V AC/DC coils
- PLC direct control available <sup>(3)</sup>
- High resistance to voltage fluctuation
- Embedded surge suppressor

#### Standards & Certifications

- Multiple standards
- International certifications

<sup>(1)</sup> for LC1D40A...150A

<sup>(2)</sup> BBE coil for LC1D40A...80A for PLC direct input

<sup>(3)</sup> BNE coil for LC1D09...38, BBE coil for LC1D40 A...80A

# TeSys Control

## Deca Advanced Contactors

### TeSys Deca Advanced Contactors



**LC1**

**Contactor**

TeSys Deca  
Advanced  
series, 3P

**D**

**09**

**AC3 Rating**

09: 09 A  
12: 12 A  
18: 18 A  
25: 25 A  
32: 32 A  
38: 38 A  
40: 40 A  
50: 50 A  
65: 65 A  
80: 66 A  
115: 115 A  
150: 150 A

NEW

NEW

**A(6)**

**Main Terminal**

Blank: Screw  
A: EverLink  
+6: Lug

**KUE**

**Coil voltage (AC/DC)**

BBE<sup>(1)</sup>: 24 V DC  
BNE: 24...60 V AC/DC  
EHE: 48...130 V AC/DC  
KUE: 100...250 V AC/DC  
LSE<sup>(2)</sup>: 200...500 V AC/DC

(1) BBE only for LC1D40A...D80A

(2) LSE only for LC1D115A...D150A

**LC1**

**Contactor**

TeSys Deca  
Advanced  
series, 4P

**DT**

**200**

**AC3 Rating**

60: 60 A  
80: 80 A  
200: 200 A

NEW

**A(6)**

**Main Terminal**

A: EverLink  
+6: Lug

**KUE**

**Coil voltage (AC/DC)**

BBE<sup>(3)</sup>: 24 V DC  
BNE: 24...60 V AC/DC  
EHE: 48...130 V AC/DC  
KUE: 100...250 V AC/DC  
LSE<sup>(4)</sup>: 200...500 V AC/DC

(3) BBE only for LC1DT60A...DT80A

(4) LSE only for LC1DT200A

# TeSys Control

## Deca Advanced Contactors

### TeSys Deca Advanced Contactor (3 Pole AC/DC Universal Coil)



- Universal AC/DC coil from 24 - 250V
- Special low consumption offer from 40-80A
- Fuseless Type 2 Co-ordination charts available

### The Revolutionary Electronic Coil Contactor

[le] Rated Operational Current AC1	AC3 Duty (Long Life)			Auxiliary Contacts	Reference	Unit MRP [₹]			
	kW	HP	A			BNE (24-60V AC/DC)	EHE (48-130V AC/DC)	KUE (100-250V AC/DC)	LSE (200-250V AC/DC)
25	4	5.5	9	1 NO + 1 NC	LC1D09	4240	4240	4240	-
25	5.5	7.5	12	1 NO + 1 NC	LC1D12	4395	4395	4395	-
32	9	12.5	18	1 NO + 1 NC	LC1D18	5800	5800	5800	-
40	11	15	25	1 NO + 1 NC	LC1D25	6925	-	6925	-
50	15	20	32	1 NO + 1 NC	LC1D32	14070	14070	14070	-
50	18.5	25	38	1 NO + 1 NC	LC1D38	15180	18035	15180	-
60	22	30	40	1 NO + 1 NC	LC1D40A	16445	16445	16445	-
80	25	35	50	1 NO + 1 NC	LC1D50A	20640	20640	20640	-
80	37	50	65	1 NO + 1 NC	LC1D65A	23405	23405	23405	-
60	37	50	80	1 NO + 1 NC	LC1D80A	28405	28405	28405	-
80	22	30	40	1 NO + 1 NC	LC1D40A	16445	16445	16445	-
80	25	35	50	1 NO + 1 NC	LC1D50A	20640	20640	20640	-
80	37	50	65	1 NO + 1 NC	LC1D65A	23405	23405	23405	-
250	59	80	115	1 NO + 1 NC	LC1D115A <span style="color: green;">NEW</span>	38035	39695	39445	40610
250	80	110	150	1 NO + 1 NC	LC1D150A <span style="color: green;">NEW</span>	40445	41610	41245	42415

For other coil voltage ratings contactors, please contact Customer Care.

\* Reference to be completed by adding coil voltage code

### TeSys Deca Advanced Power Contactors (4 Pole AC & DC Control)

[le] Rated Operational Current AC-1	Poles Composition	Auxiliary Contacts	AC & DC Control Reference	BBE (24V DC only)	Unit MRP [₹]			
					BNE (24-60V AC/DC)	EHE (48-130V AC/DC)	KUE (100-250V AC/DC)	LSE (200-250V AC/DC)
60	4NO	1NO + 1NC	LC1DT60A	16260	16260	16260	16260	-
80	4NO	1NO + 1NC	LC1DT80A	24255	24255	24255	24255	-
200	4NO	1NO + 1NC	LC1DT200A <span style="color: green;">NEW</span>	-	47305	50547	50183	52826

### Coil Voltage Code

Type	Voltage	24-60V AC/DC	48-130V AC/DC	100-250V AC/DC	200-250V AC/DC
AC/DC*	LC1D09 - D38, LC1D40A - 80A, LC1DT60A - 80A	BNE	EHE	KUE	
	LC1D115A - 150A <span style="color: green;">NEW</span>	BNE	EHE	KUE	LSE
24V DC Low Consumption*	LC1D40A - 80A, LC1DT60A - 80A	BBE (24V DC only)		-	-

For other coil voltage ratings contactors, please contact Customer Care.

\* Reference to be completed by adding coil voltage code



Check the features of the TeSys Deca Advanced

For details on non standard references, technical parameters, accessories, compatibility, stockable and non stockable status please contact Customer Care

NORMAL STOCK ITEMS

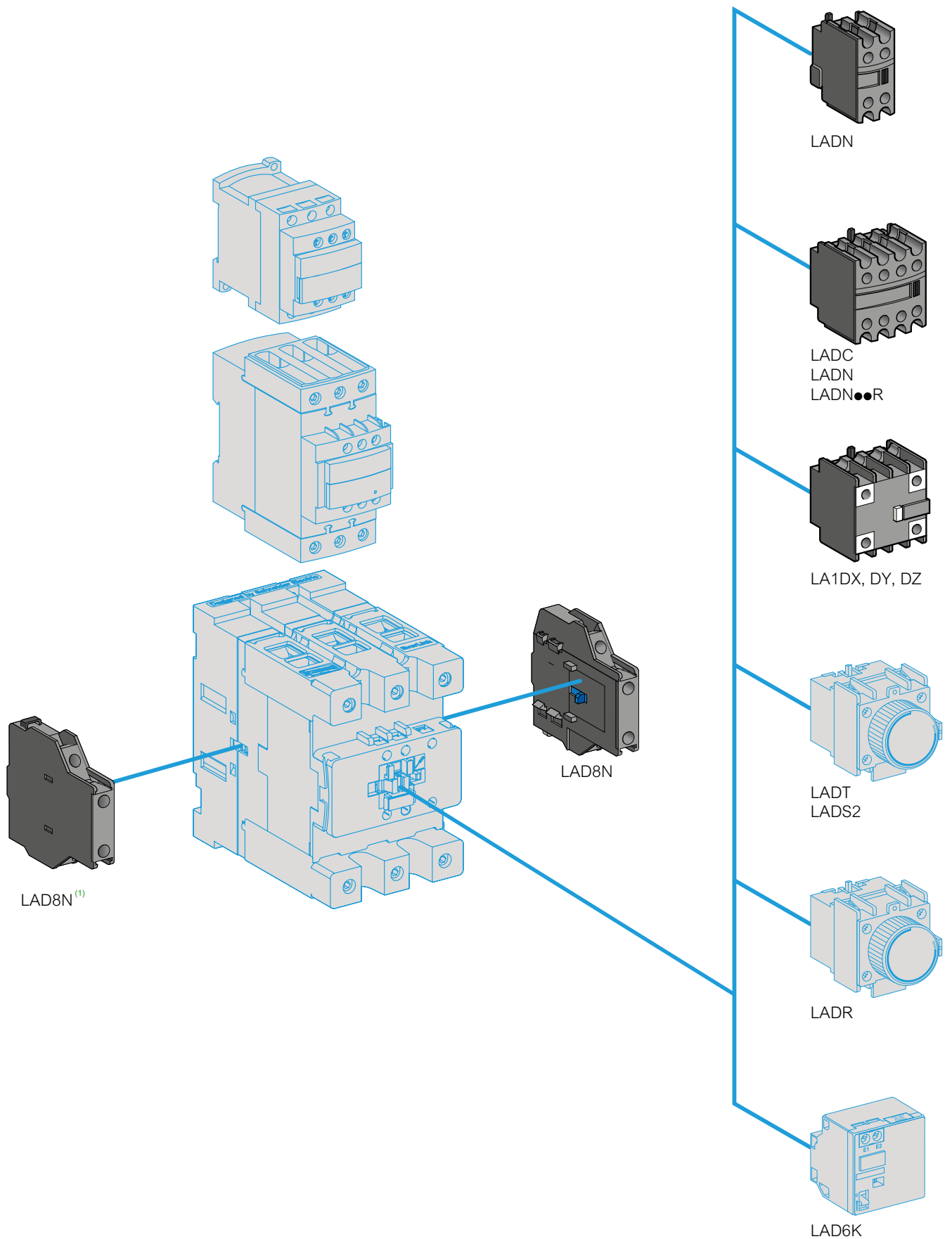
W.E.F. February 03<sup>rd</sup>, 2025



# TeSys Control

## Deca Advanced Contactors

### Introduction



(1) No left side mounting on Deca Advanced contactors up to LC1D38.

# TeSys Control

## TeSys Deca

Description	For use with	Reference	Unit MRP [₹]
<b>Power connection accessories</b>			
Terminal block	For supply to one or more GV2 G busbar sets	GV1G09	2585
Set of 63A busbars for parallelling of contactors	2 contactors LC1D09...D18 or D25...D38	GV2G245	2515
	4 contactors LC1D09...D18 or D25...D38	GV2G445	3955
Set of 115A busbars for parallelling of contactors	2 contactors LC1D40A...D80A	GV3G264	4520
	3 contactors LC1D40A...D80A	GV3G364 <sup>(1)</sup>	2415
Set of S-shape busbars	For circuit breakers GV3P** & GV3L** and contactors LC1 D40A...D65A	GV3S	1810

\*\*Not applicable for GV3P/GV3L 73A and 80A



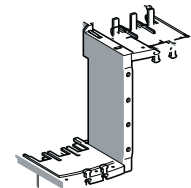
GV2G245



GV1G09

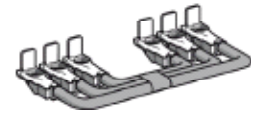
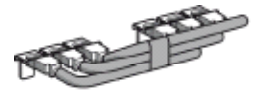
Description	For use with	Reference	Unit MRP [₹]
Mechanical interlock	LC1D09 to D38(1)	LAD9V2	920
	LC1D40A to D65A(1)	LAD4CM	1870
	LC1D80 and D95 ( for AC control voltage)	LA9D4002	4100
	LC1D80 and D95 (for DC control voltage)(2)	LA9D8002	6105
	LC1D115 and D150(2)	LA9D11502	6190

(1) With this set of busbars, any one contactor can be supplied directly by its EverLink® double cage power terminal block. The other two contactors are supplied by the busbar set. The 115A limitation is therefore applied to these two contactors.  
 (2) With electrical interlock



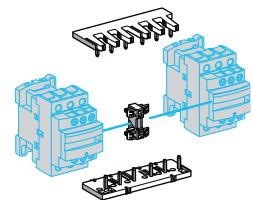
LAD9V2

Description	For use with	Reference	Unit MRP [₹]
<b>Power Connection for Reversing</b>			
Kit Comprising :	LC1D09 to D38	LAD9V5	765
1. A set of parallel bars	LC1D09 to D38	LAD9V6	955
2. A set of reverser bars.	LC1D40A to D80A	LA9D65A69	3980
	LC1D80 and D95 ( for AC control voltage)	LA9D8069	8520
	LC1D80 and D95 (for DC control voltage)	LA9D8069	8520
	LC1D115 and D150	LA9D11569	14175



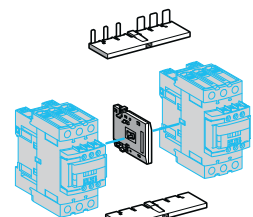
LA9 D8069

Description	For use with	Reference	Unit MRP [₹]
<b>Reversing Kit</b>			
Kit Comprising :			
1. A mechanical interlock LAD 9V2 with electrical interlocking LAD 9V1	LC1D09 to D38	LAD9R1V	1915
2. A set of power connections LAD 9V5 (parallel) and LAD 9V6 (reversing).			
Kit Comprising :			
1. A mechanical interlock LAD 9V2 without electrical interlocking	LC1D09 to D38	LAD9R1	1910
2. A set of power connections LAD 9V5 (parallel) and LAD 9V6 (reversing).			
Kit Comprising :			
1. A mechanical interlock LAD 4CM	LC1D40A to D80A	LAD9R3	4545
2. A set of power connections LA9 D65A69.			



LAD9R1

Description	For use with	Reference	Unit MRP [₹]
<b>Star Delta Kit</b>			
Time delay contact block LAD S2 (LC1D09...D80),	LC1D09 and D12	LAD91217	7190
Power circuit connections (LC1D09...D80),	LC1D18 to D32	LAD93217	9245
Hardware required for fixing the contactors onto the mounting plate (LC1D80)	LC1D40A and D50A	LAD9SD3	18680
	LC1D80	LA9D8017	20745



LAD9R3



LAD91217



LAD9SD3



LA9D8017

For details on non standard references, technical parameters, accessories, compatibility, stockable and non stockable status please contact Customer Care

✓ NORMAL STOCK ITEMS

W.E.F. February 03<sup>rd</sup>, 2025

# TeSys Control

## TeSys Deca

Description	Time Delay Range	Timer Type	Reference	Unit MRP [₹]
On delay timer <sup>(1) (2)</sup>	15...30 s	on delay	LA4DT2U	6935
On delay timer <sup>(1) (2)</sup>	0.1...2 s	on delay	LA4DT0U	6935
On delay timer <sup>(1) (2)</sup>	25...500 s	on delay	LA4DFB	6390
Relay interface module - 24V DC <sup>(1) (2)</sup>	-	-	LA4DT4U	7770

(1) For LC1 D09...38A (3P, AC coils only) add mounting adaptor LAD4BB and for LC1 D40A...65A (3P, AC coils only), add mounting adaptor LAD4BB3.

(2) For LC1D80...150 (3P), direct mounting, for 100-250V AC Coils only.

Description	For use with	Reference	Unit MRP [₹]				
			B (24V) (AC/DC)	E (42/48V) (AC/DC)	F (110/127V) (AC/DC)	M (220/240V) (AC/DC)	Q (380/415V) (AC/DC)
<b>TeSys Deca Model Mechanical Latch Blocks</b>							
Front, Clip-on	LC1D09...D38 (a or c) LC1DT20...DT40 (a or c) LC1D40A...D65A (3P a or c) LC1DT60A and DT80A (4P a or c)	LAD6K10*	8335	8335	8335	8335	-
	LC1D80...D150 (3P a) LC1D80 and D115 (3 P c) LC1D80 (4 P a) LC1D80 and D115 (4 P a) LP1D80 and LC1D115 (4 P c)	LA6DK20*	8700	9760	9760	8700	13710

\* Reference to be completed by adding coil voltage code and recommended to check availability with Customer Care team

### Spare Coils TeSys Deca Model

Product Compatibility	Reference
<b>AC Coils</b>	
CAD, LC1-D09...D38, DT20..40	LXD1*
LC1D40A, D50A, D65A & LC1DT60A, DT80A	LXD3*
D80 & D95 (3P & 4P)	LX1D6*
LC1-D115, D150	LX1D8*
<b>DC Coils</b>	
LC1-D80-D95	LX4D7**
LC1-D115, D150	LX4D8**

\* Reference to be completed by adding coil voltage code and recommended to check availability with Customer Care team

### Coil Voltage Code

Type	Voltage (V)	24	110	220	415
AC*	CAD, LC1-D09...D38, DT20..40, LC1 - D150, LC1D40A, D50A, D65A & LC1DT60A, DT80A, LC1D150 LC1D80, D95, D115	B7	F7	M7	N7

For details on non standard references, technical parameters, accessories, compatibility, stockable and non stockable status please contact Customer Care

NORMAL STOCK ITEMS

W.E.F. February 03<sup>rd</sup>, 2025

### Accessories

Description	For use With	Contacts	Reference	Unit MRP [₹]	
<b>Add On Blocks</b>					
Additional instantaneous auxiliary contact blocks	LC1D09 ...LC1D150*	Front Mounted 1NO + 1NC	LADN11	615	
		Front Mounted 2NO	LADN20 ✓	615	
		Front Mounted 2NC	LADN02	985	
		Front Mounted 2NO + 2NC	LADN22 ✓	1120	
		Front Mounted 4NC	LADN04	1630	
		Front Mounted 4NO	LADN40 ✓	1120	
		Front Mounted 1NO + 3NC	LADN13	1120	
		Front Mounted 3NO + 1NC	LADN31 ✓	1120	
		LC1D80..LC1D95	Front Mounted 1NO	LADN10	545
			Front Mounted 1NC	LADN01	545

Description	Contacts	Reference	Unit MRP [₹]
<b>Add On Blocks</b>			
Additional instantaneous auxiliary contact blocks	Side Mounted <sup>(1)</sup> 1NO + 1NC	LAD8N11	2345
	Side Mounted <sup>(1)</sup> 2NO	LAD8N20	2345
Pneumatic timer blocks front mounted	ON delay 1NO + 1NC 0.1..3s	LADT0	4445
	ON delay 1NO + 1NC 0.1..30s	LADT2	4445
	ON delay 1NO + 1NC 10..180s	LADT4	4445
	ON delay 1NO + 1NC 1..30s (2)	LADS2 ✓	4745
	OFF delay 1NO + 1NC 0.1 ..3s	LADR0	4445
	OFF delay 1NO + 1NC 0.1 ..30s	LADR2 ✓	4445
	OFF delay 1NO + 1NC 10..180s	LADR4	4445

(1) Suitable for mounting on TeSys Deca range AC Coil Contactors and Control Relays only

(2) With Switching time of 40 ms between opening of the NC contact and closing of the NO contact recommended for Star - Delta Starters

### Accessories compatibility

Contactors		Instantaneous Auxiliary Contacts			Time delay Front Mounted		
Type	Number of Poles and Size	Side mounted	Front mounted	1 contact	2 contact	4 contacts	
AC & AC/DC	3P LC1D09...D38	1 on LH side	and	-	1	or 1	or 1
AC & AC/DC	3P LC1D40A...D80A	1 on LH or 1 on RH side	and	-	1	or 1	or 1
AC & AC/DC	3P LC1D80 and D95A (50/60 Hz)	1 on each side	or	2	and 1	or 1	or 1
AC & AC/DC	3P LC1D80 and D95A (50 or 60 Hz)	1 on each side	and	2	and 2	or 1	or 1
AC & AC/DC	3P LC1D115 and D150	1 on LH side	and	-	1	or 1	or 1
AC & AC/DC	4P LC1DT20...DT40	1 on LH side	and	-	1	or 1	or 1
AC & AC/DC	4P LC1DT60A and DT80A	1 on LH or 1 on RH side	and	-	1	or 1	or 1
AC & AC/DC	4P LC1D40008, D65008 and D80	1 on each side	or	1	or 1	or 1	or 1
AC & AC/DC	4P LC1D115	1 on each side	and	1	or 1	or 1	or 1
DC	3P LC1D09...D38	-		-	1	or 1	or 1
DC	3P LC1D40A...D80A	-		-	1	or 1	or 1
DC	3P LC1D80 and D95	-		1	or 1	or 1	or 1
DC	3P LC1D115 and D150	1 on LH side	and	-	1	or 1	or 1
DC	4P LC1DT20...DT40	-		-	1	or 1	or 1
DC	4P LC1DT60A and DT80A	-		-	1	or 1	or 1
DC	4P LC1D40008, D65008 and D80	-		2	and 1	or 1	or 1
DC	4P LC1D115	1 on each side		-	and 1	or 1	or 1
LC <sup>(3)</sup>	3P LC1D09...D38	-		-	1	-	-
LC <sup>(3)</sup>	3P LC1DT20...DT40	-		-	1	-	-

(3) LC : Low consumption

For details on non standard references, technical parameters, accessories, compatibility, stockable and non stockable status please contact Customer Care

✓ NORMAL STOCK ITEMS

W.E.F. February 03<sup>rd</sup>, 2025

### Accessories

Description	For use with	Reference	Unit MRP [₹]
<b>For Contactor D115/150</b>			
Contacts set - 3P	LC1D115	LA5D1158031	27305
Contacts set - 3P	LC1D150	LA5D150803	28305
Contacts set - 4P	LC1D1150046	LA5D115804	37635

Product Compatibility	Fixing	Control Circuit Voltage	Suppressor Type	Reference	Unit MRP [₹]
<b>Coil Suppressor Modules</b>					
LC1D12...D25 (4P)	Screw	110...240V AC	RC Circuit AC	LA4DA1U	2140
	Screw	12...250V DC	Diode DC	LA4DC1U	2395
LC1D09...D38, LC2D09...D38, LC1DT20...DT40, LC2DT20...DT40 (3P)	Screw	24...48V AC	Varistor AC/DC	LAD4VE	2075
	Screw	24...48V AC 400Hz	RC Circuit AC	LAD4RCE	2075
CAD	Screw	50...127V AC 200Hz	RC Circuit AC	LAD4RCG	1875
	Screw	110...240V AC 100Hz	RC Circuit AC	LAD4RCU <input checked="" type="checkbox"/>	2075
LC1D80, LC1D95, LC2D80, LC2D95 (3P) LC2D80 (4P), LC1D40008, LC1D65008	Screw	110...250V AC	Varistor AC/DC	LAD4VU	2075
	Screw	24...250V DC	Diode DC	LA4DC3U	2140
	Screw	110...250V AC	Varistor AC/DC	LA4DE2U	2045
	Screw	24...48V AC 400Hz	RC Circuit AC	LA4DA2E	2045
	Screw	50...127V AC 200Hz	RC Circuit AC	LA4DA2G	3225
	Screw	110...240V AC 100Hz	RC Circuit AC	LA4DA2U	2140
	Screw	380...415V AC 150Hz	RC Circuit AC	LA4DA2N	3225
	Screw	24...48V DC	Varistor AC/DC	LA4DE3E	2140

For details on non standard references, technical parameters, accessories, compatibility, stockable and non stockable status please contact Customer Care

NORMAL STOCK ITEMS

W.E.F. February 03<sup>rd</sup>, 2025

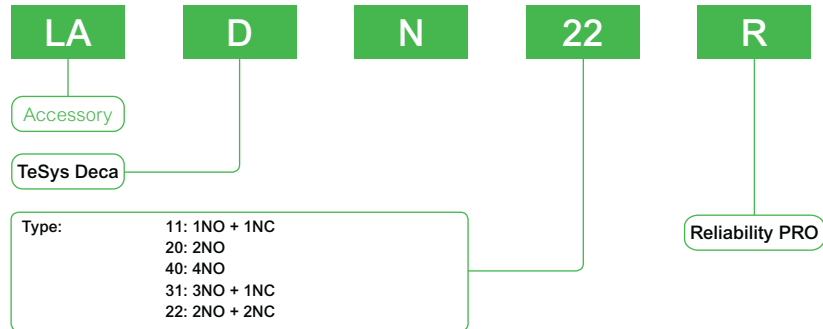
# TeSys Control

## TeSys Deca

### Accessories

#### TeSys Deca auxiliary contact blocks for use in harsh industrial environment

Product references:  
coding principle



**Note:** There are differences in NO/NC position between LADN••R and LADN••. Please refer to page A1/42 for wiring diagram details. This auxiliary module only supports the installation on contactors with standard power consumption.

### Product core values

Dustproof, Ultra-fine grain silver contacts, Improved Reliability, 17 V/1 mA

New upgrade, with innovative design



**20% stability increased on contacts**  
Improves contact reliability between mobile and static contacts



**Fully sealed design benefits on reduced dust access**  
Comprehensive blocking of dust and external pollution

**5X granularity refinement on silver alloy**  
Innovative binary alloy refinement process provides precise conduction for each operation

**10<sup>-8</sup> level on reliability**   
Capacity 17 V/1 mA

#### Target industries and applications

- For elevator, textile machinery and other harsh industrial applications
- For low voltage and low current high sensitive applications

### Product variants:



LADN11R



LADN20R



LADN22R



LADN31R



LADN40R

### LADN••R for harsh environment 17 V/1 mA

Description	Reference	Unit MRP [₹]
Auxiliary module 1NO + 1NC, screw terminals	LADN11R	990
Auxiliary module 2NO, screw terminals	LADN20R	1000
Auxiliary module 2NO + 2NC, screw terminals	LADN22R	1185
Auxiliary module 3NO + 1NC, screw terminals	LADN31R	1185
Auxiliary module 4NO, screw terminals	LADN40R	1200

For details on non standard references, technical parameters, accessories, compatibility, stockable and non stockable status please contact Customer Care

NORMAL STOCK ITEMS

W.E.F. February 03<sup>rd</sup>, 2025

# TeSys Control

## TeSys Deca

Modular marking system simplifies identification of standard contactors in the control panel to enhance visibility of the safety chain

### Simple, customisable modular marking system

#### Standard TeSys Deca contactors

Easy-to-attach covers:



Auxiliary blocks with safety chain identification also available for more contact points:



Flexibility to customise contactors included in the safety chain during panel building



Simpler and faster maintenance with 100% visibility



Safety covers and auxiliary blocks prevent screwdriver contact with poles

#### Standard TeSys Ultra motor starters

Translucent labels to identify safety-chain devices:



### Complete safety-chain identification system

#### TeSys Deca range

Retrofit contactor safety covers



LAD9ET1S  
9A upto 65A



LAD9ET3S  
80A to 95A



LAD9ET4S  
110A to 150A



LADN22S  
2NO + 2NC

Also available for CAD32/CAD50

#### TeSys Ultra range

Retrofit identification label



LU9ET1S

### Built in Safety

TeSys Ultra motor starters are certified according to IEC 60947-4-1 for safety applications thanks to integrated mirror contact

Description	For use with	Reference	Unit MRP [€]
Red Cover (For safety chain indication)	LC1D09...D65A and DT20 .. DT80A	LAD9ET1S	885
Auxiliary Contact block with red front face- for safety chain indication	2NO + 2NC	LADN22S	1260

For details on non standard references, technical parameters, accessories, compatibility, stockable and non stockable status please contact Customer Care

☑ NORMAL STOCK ITEMS

W.E.F. February 03<sup>rd</sup>, 2025



# TeSys Giga - Future Ready

## A New Generation Series with Digital Innovation

TeSys Giga is new range of high-power contactors that supports industry requirements with process performance monitoring through data networks and online expert services.

### Optimized Predictive Maintenance through-

- Continuous local and remote monitoring of contact wear
- Replaceable contacts (when necessary), facilitated by diagnostic visual indicator.

### Unique Design-

- Innovative design and feature with compact size
- Ergonomic design & Flexibility in connections.
- Embedded auxiliary contact blocks
- Wideband electronic coils



# TeSys Control

## TeSys Giga

### TeSys Giga High Power Contactors

Both "Standard" & "Advanced" versions available in 3 sizes, covering several ratings



#### Standard Version

##### Power & control

- 3 or 4 power poles
- 115 to 800A (AC-3)
- 200 to 1050A (AC-1)
- Embedded 1 NO + 1 NC auxiliary contacts
- Push-in type terminals for coils & control

##### Remote control

- 48-130V, 100-250V AC/DC coils
- Wide voltage range coils (direct coil control)
- Embedded surge-suppressor

##### Diagnostic

- Embedded wear diagnostic
- Embedded control voltages diagnostic
- Self diagnosis function
- Local alarm signaling (LED)



#### Advanced Version

##### Advanced diagnostic features along with standard version -

##### Diagnostic

- Remote wear diagnostic signaling kit (accessory)

##### Mounting

- Cable memory' adapter enables maintenance without removing power cables and busbar connections.

##### Remote control

- 24-48 V, 200-500 V AC/DC coils
- Digital control input (PLC output digital coil control)



Interlock location, with knock-out cover

On/Off switch for PLC input

Push-in type control terminals enabling quick wiring and assembly

Diagnosis LED for contact wear & voltage abnormality

Built-in 1 NO + 1 NC auxiliary contact block

Unique QR code providing quick access to complete product data

Mechanical indicator for contactor open and closed status

# TeSys Control

## TeSys Giga

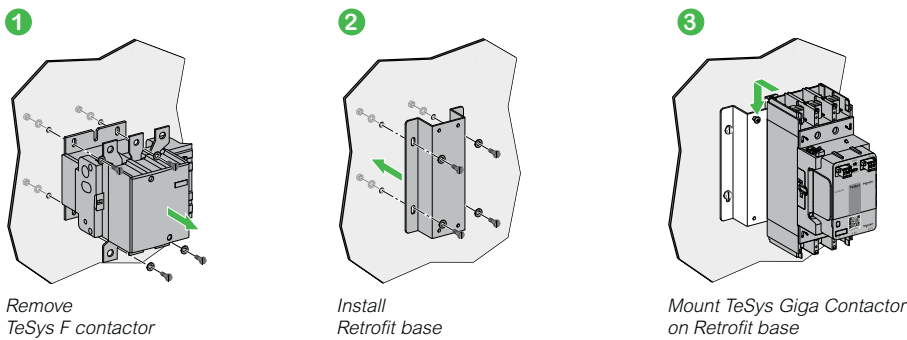
### Quick & Easy Replacement of TeSys F with TeSys Giga Contactors with Retrofit Bases



Description	Reference	Unit MRP [₹]
Substitutes LC1F115-225 with LC1G115-225	LA9GRFB1	On Request
Substitutes LC1F265-500 with LC1G265-500	LA9GRFB2	On Request
Substitutes LC1F630-800 with LC1G630-800	LA9GRFB3	On Request



- Suitable for 3 pole contactors
- The bases come in two frame sizes.
- Upgrade your system with the new range of contactors in just 3 simple steps:



### TeSys Giga Power Contactors (3 Pole AC/DC)

[Ie] Rated Operational Current AC-1	Motor Power (Long Life) AC-3		Standard version Reference	Unit MRP [₹]	
	kW (@115V)	A		EHEN (48-130 V)	KUEN (100-250 V)
250	55	115	LC1G115****	32934	34065
275	75	150	LC1G150****	43438	43438
305	90	185	LC1G185****	53834	53834
330	110	225	LC1G225****	57931	57931
385	132	265	LC1G265****	71204	71204
440	160	330	LC1G330****	86104	86104
550	200	400	LC1G400****	104067	104067
700	250	500	LC1G500****	144367	144367
1050	375	630	LC1G630****	On Request	On Request
1050	450	800	LC1G800****	On Request	On Request

### TeSys Giga Power Contactors (4 Pole AC/DC)

[Ie] Rated Operational Current AC-1	Power Pole Composition	Standard version Reference	Unit MRP [₹]	
			EHEN (48-130 V)	KUEN (100-250 V)
250	4 NO	LC1G1154****	53875	53875
275	4 NO	LC1G1504****	64100	64100
305	4 NO	LC1G1854****	80095	80095
330	4 NO	LC1G2254****	94085	94085
385	4 NO	LC1G2654****	105190	105190
440	4 NO	LC1G3304****	122420	122420
550	4 NO	LC1G4004****	152140	152140
700	4 NO	LC1G5004****	224205	224205
1050	4 NO	LC1G6304****	On Request	On Request
1050	4 NO	LC1G8004****	On Request	On Request

**Note:**  
 For ordering advanced version replace **N** with **A** in reference as EHEN/KUEN → EHEA/KUEA respectively.  
 Example: LC1G1154 EHEN → LC1G1154 EHEA.  
 For other coil voltage ratings contactors, please contact Customer Care.  
 \* Reference to be completed by adding coil voltage code

For details on non standard references, technical parameters, accessories, compatibility, stockable and non stockable status please contact Customer Care

☑ NORMAL STOCK ITEMS

W.E.F. February 03<sup>rd</sup>, 2025

# TeSys Control

## TeSys Giga

### Giga High power contactors – Power wiring accessories

#### Product references

#### Power Terminals

##### Spreader Kits



Description	Suitable for	Compatible with Contactors	Increase of Pole Pitch	Quantity Set of	Reference	Unit MRP [₹]
Spreader kits	3P	LC1G115...LC1G225	35 to 45 mm	3	LA9G3611	On Request
	3P	LC1G265...LC1G500	45 to 70 mm	3	LA9G3612	On Request
	4P	LC1G115...LC1G225	35 to 45 mm	4	LA9G4611	On Request
	4P	LC1G265...LC1G500	45 to 70 mm	4	LA9G4612	On Request

#### Terminal extensions for larger power connections



Description	Suitable for	Compatible with Contactors	Power Connection Size	Quantity Set of	Reference	Unit MRP [₹]
Terminal connections	3P	LC1G400...LC1G500	50 mm width	3	LA9G3613	On Request
	3P	LC1G630...LC1G800	80 mm width	3	LA9G3614	On Request
	4P	LC1G400...LC1G500	50 mm width	4	LA9G4613	On Request
	4P	LC1G630...LC1G800	80 mm width	4	LA9G4614	On Request

#### Power Terminal Accessories

##### Phase Separators



Description	Suitable for	Compatible with Contactors	Quantity Set of	Reference	Unit MRP [₹]
Phase separators <sup>(1)</sup>	3P	LC1G115...LC1G800	2	LA9G3801	On Request
	4P	LC1G115...LC1G800	3	LA9G4801	On Request
	3P – with 50/80 mm spreaders	LC1G400...LC1G800	2	LA9G3803 <sup>(2)</sup>	On Request
	4P – with 50/80 mm spreaders	LC1G400...LC1G800	3	LA9G4803 <sup>(3)</sup>	On Request

(1) Either phase separators or terminal shrouds can only be mounted. Phase separators or terminal shrouds are mandatory for operational voltage,  $U_e \geq 690$  V.

(2) To be used with LA9G3613 and LA9G3614.

(3) To be used with LA9G4613 and LA9G4614.

For details on non standard references, technical parameters, accessories, compatibility, stockable and non stockable status please contact Customer Care

NORMAL STOCK ITEMS

W.E.F. February 03<sup>rd</sup>, 2025

# TeSys Control

## TeSys Giga

### Accessories

Description	Terminal Type	Position	Contacts	Reference	Unit MRP [₹]
<b>Add On Blocks</b>	<b>Push In</b>				
Auxiliary contact module	1st left or 1st right	Side Mounted <sup>(1)</sup>	1 NO+1NC	LAG8N113P	1540
	1st left or 1st right	Side Mounted	2 NO	LAG8N203P	1990
	2nd left or right	Side Mounted	1 NO+1NC	LAG8N113	1540
	2nd left or right	Side Mounted	2 NO	LAG8N203	1990

(1) Always supplied with TeSys Giga LC1G contactors, fitted to the right side lateral face.

### Accessories

For Use With Contactor	Reference	Unit MRP [₹]
<b>Mechanical interlock between contactors <sup>(1)</sup></b>		
Between Identical contactor frames	LA9G970	2800
Between LC1G(265-500) and LC1G(185-225)	LA9G971	2800
LC1G630 to LC1G800 and LC1G265 to LC1G500	LA9G972	On Request*

(1) Maximum 3 auxiliary contacts can be installed between 2 contactors with mechanical interlock kit.

### Spare Control Module



- Wide band electronic control
- 24 V...500 V 50/60 Hz or DC control input
- Advanced and standard versions
- Accessible from the front for easy and quick replacement

Pole Composition	Control modules for Standard contactors	Reference	Unit MRP [₹]	
			EHEN (48-130V)	KUEN (100-250V)
3-Pole	LC1G115...LC1G225	LX1G3Q*	On Request	On Request
3-Pole	LC1G265...LC1G330	LX1G3R*	On Request	On Request
3-Pole	LC1G400...LC1G500	LX1G3S*	On Request	On Request
3-Pole	LC1G630...LC1G800	LX1G3T*	On Request	On Request
4-Pole	LC1G115...LC1G225	LX1G3Q*	On Request	On Request
4-Pole	LC1G265...LC1G330	LX1G3R*	On Request	On Request
4-Pole	LC1G400...LC1G500	LX1G3S*	On Request	On Request
4-Pole	LC1G630...LC1G800	LX1G3T*	On Request	On Request

For other coil voltage ratings regarding above, please contact Schneider Electric customer care.

\* Reference to be completed by adding coil voltage code

For details on non standard references, technical parameters, accessories, compatibility, stockable and non stockable status please contact Customer Care









NORMAL STOCK ITEMS

W.E.F. February 03<sup>rd</sup>, 2025

# TeSys Protection Range

TeSys has the most rugged and reliable solution to manage motors

Please find a quick range overview below

	TeSys Power		TeSys Protect				TeSys Active		
Feature	Motor Protection Circuit Breakers		Overload Relays	Multi function Relays		TeSys Ultra	TeSys T	TeSys Island	
TeSys Range of Products	GV2P, GV4P GV3P, GV2ME	GV4PEM	LR2K, LRD, LR9D, LR9F	LR9G	EOCR				
									
Short circuit									
Causes of overheating									
Slight overload									
Locked rotor									
Ventilation fault With probes							With Probes	With Probes	
Abnormal temperature rise								With Probes	
Shaft bearing seizure									
Insulation fault						With CBCT			
Long starting time Adjustable Adjustable		Adjustable				Adjustable	Adjustable	Adjustable	
Heavy duty			LR9D only						
Voltage variation (Derived)									
Causes of phase variation									
Phase reversal									
Phase losses									
Phase imbalance									
Earth fault									
Historic fault, Pre-Alarming					Possible Pre alarm				



# Protection Relays for Motor Safety

Providing motor safety tailored to your needs



# TeSys Protect

## TeSys K, TeSys Deca, TeSys F, TeSys Giga

### Thermal Overload Relays - TeSys K Series (Direct Mounting)



- Conformance to IEC, UL, CSA, CE
- Range : 0.1A to 16A
- Direct & Independent mounting
- Trip class 10A

Thermal Protection Adjustment	For Use With	For Use With	Unit MRP [€]
0.11...0.16		LR2K0301	2650
0.16...0.23		LR2K0302	2650
0.23...0.36		LR2K0303	2650
0.36...0.54		LR2K0304	2650
0.54...0.8		LR2K0305	2650
0.8...1.2		LR2K0306	2650
1.2...1.8	LC1K, LP1K, LP4K, LP2K, LC2K	LR2K0307	2650
1.8...2.6		LR2K0308	2650
2.6...3.7		LR2K0310	2650
3.7...5.5		LR2K0312	2650
5.5...8		LR2K0314	2650
8...11.5		LR2K0316	2650
10...14		LR2K0321	2740
12...16		LR2K0322	2740

\*Note: Terminal Block for Clip-on Mounting LA7K0064

### Thermal Overload Relays - TeSys Deca Series



- Conformance to IEC, UL, CSA
- Range : 0.1A to 104A
- Higher operating temperature
- Tripping class 10A & 20 available
- Direct mounting on contactor is possible upto 95A

Thermal Protection Adjustment Range	For Use With	Reference*	Unit MRP [€]
<b>LRD Model (Direct Mounting)</b>			
0.1...0.16		LRD01	2705
0.16...0.25		LRD02	2705
0.25...0.4		LRD03	2705
0.4...0.63		LRD04	2705
0.63...1		LRD05 ✓	2705
1...1.6	GV2L03, LE03, LC1D09...LC1D38	LRD06 ✓	2705
1.6...2.5		LRD07 ✓	2705
2.5...4		LRD08 ✓	2705
4...6		LRD10 ✓	2705
5.5...8		LRD12 ✓	2705
7...10		LRD14 ✓	3035
9...13		LRD16 ✓	3035
12...18		LRD21 ✓	3125
16...24	GV2L22, LC1D25...D38	LRD22 ✓	3125
23...32	LC1D25...LC1D38, LC1D32	LRD32 ✓	5025
30...38	LC1D32, LC1D38	LRD35	5025
23...32	LC1D40A...D65a	LRD332	5565
23...32	LC1D80...LC1D95	LRD3353	5565
30...40	LC1D40A...D65a	LRD340	5565
30...40	LC1D80...LC1D95	LRD3355	5565
37...50	LC1D40A...D65a	LRD350 ✓	7630
37...50	LC1D80...LC1D95	LRD3357	9125
48...65	LC1D40A...D65a	LRD365	9790
62...80	LC1D80A	LRD380	10210
48...65	LC1D80...LC1D95	LRD3359	9790
63...80	LC1D80...LC1D95	LRD3363	10625
80...104	LC1D80, LC1D95	LRD3365	13115

### Electronic Overload Relay - TeSys Deca Series



- Conformance to IEC, UL, CSA
- Range : 0.1A to 32A
- 5:1 Adjustment range
- High Operating Temperature
- Field selectable tripping class : 5,10, 20 & 30
- Type 1 & Type 2 Co-ordination chart available

Current Range	For Use With	Reference*	Unit MRP [€]
0.1...0.5		LR9D01	12305
0.4...2.0	LC1D09 - 38A Direct Mounting	LR9D02	12630
1.6...8.0		LR9D08	12630
6.4...32		LR9D32	14135

\*Note: For LR9D01 to LR9D32 - Terminal Block for Clip on Mounting LAD7B205.

### Electronic Overload Relay - TeSys Giga Series



- Wide range of protection with only 4 references (28A to 630A)
- Switchable protection against ground fault and phase imbalance
- ON status and overload alarm signaling by LED
- Direct mounting of relay with contactors saving in panel space and installation time
- Selectable Trip class from 5E to class 30E to suit different application needs

Thermal Protection Adjustment Range	Reference	Unit MRP [€]
28...115 A	LR9G115	21930
57...225 A	LR9G225	25585
125...500 A	LR9G500	30090
160...630 A	LR9G630*	on request

\*Note:

- For LRD01...LRD35 - Terminal Block for clip-on Mounting LAD7B106
- For LRD33\*\* - Terminal Block for clip-on Mounting LA7D3064 ✓
- For LRD332, LRD340, LRD350 & LRD365 - Connection block for separate mounting LAD96560
- The LRD relays can be used for AC or DC current up to 104A
- For long starting, Class 20 relays are available on request.
- Device for remote tripping and electrical reset is available on request.

For details on non standard references, technical parameters, accessories, compatibility, stockable and non stockable status please contact Customer Care

✓ NORMAL STOCK ITEMS

W.E.F. February 03<sup>rd</sup>, 2025



- Reduced downtime
- Quick restoration
- Operational Safety
- Power Quality management



## Electronic Overcurrent Relays

### Digital EOCR

#### Protection

- Over Current-Definite & Inverse Time
- Under Current
- Phase Loss
- Phase Reversal
- Stall
- Jam
- Imbalance
- Earth Fault\*

#### Diagnostic

- Trip Cause
- Fault History-3 Faults (Cause & Current Value)

#### Measurement

- Load Current
- Ground Current\*
- Running Hours
- Load Current Bar Graph
- i-THD (Current Harmonic Distortion)

#### Other Features

- Modbus Communication\*
- 4-20 mA output for Motor Current\*
- Pre-Alarm Contact
- Suitable for 1 $\Phi$  & 3 $\Phi$  Motors
- Suitable for Low Frequency VFD Operation (10-100Hz)
- Available with Type-2

### Analog EOCR

#### Protection

- Over current
- Phase loss
- Locked rotor

#### Other Features

- Easy installation, with DIN Rail and Panel Mounting compatibility
- Trip cause display
- Manual/Electrical reset
- Testing Provision through Test Button
- Suitable for 1 $\Phi$  & 3 $\Phi$  Motors

\* In selected models

[se.com/in](http://se.com/in)



# TeSys Protect

## EOCR

### Digital EOCR





Digital EOCR Without Communication					
Current Range=0.5A-80A					
Control Voltage=100VAC-220VAC*					
Description	Display	Bottom Hole		Window Hole	
		Reference	Unit MRP [₹]	Reference	Unit MRP [₹]
Without Ground Fault Protection	Inbuilt	3DM2-WRDUHZ	23270	3DM2-WRDUWZ	23270
	Extended**	FDM2-WRDUHZ	25165	FDM2-WRDUWZ	25165
GF Protection with external CT	Inbuilt	3MZ2-WRAUHZ	23580	3MZ2-WRAUWZ	23580
	Inbuilt	3MZ2-WRCUHZ	23580	3MZ2-WRCUWZ	23580
	Extended**	FMZ2-WRAUHZ	28310	FMZ2-WRAUWZ	28310
	Extended**	FMZ2-WRCUHZ	28310	FMZ2-WRCUWZ	28310
GF Protection with inbuilt CT	Inbuilt	3BZ2-WRAUHZ	34230		
	Inbuilt	3BZ2-WRCUHZ	34230		
	Extended**	FBZ2-WRAUHZ	34780		
	Extended**	FBZ2-WRCUHZ	34780		


Digital EOCR with Modbus Communication					
Current Range=0.5A-80A					
Control Voltage=100VAC-220VAC*					
Description	Display	Bottom Hole		Window Hole	
		Reference	Unit MRP [₹]	Reference	Unit MRP [₹]
Without Ground Fault Protection	Inbuilt	I3DM-WRDUHZ	37385	I3DM-WRDUWZ	37385
	Extended**	IFDM-WRDUHZ	37625	IFDM-WRDUWZ	37625
GF Protection with external CT	Inbuilt	I3MZ-WRAUHZ	39755	I3MZ-WRAUWZ	39755
	Inbuilt	I3MZ-WRCUHZ	39755	I3MZ-WRCUWZ	39755
	Extended**	IFMZ-WRAUHZ	45030	IFMZ-WRAUWZ	45030
	Extended**	IFMZ-WRCUHZ	45030	IFMZ-WRCUWZ	45030
GF Protection with inbuilt CT	Inbuilt	I3BZ-WRAUHZ	46065		
	Inbuilt	I3BZ-WRCUHZ	46065		
	Extended**	IFBZ-WRAUHZ	46305		
	Extended**	IFBZ-WRCUHZ	46305		

\* Replace **U** with **B** in above reference for Control Voltage =24 V DC  
 \*\* Cable need to be purchased separately  
 Contact Customer Care for 4-20mA Output EOCR references & prices

### EOCR Accessories

Cable for Extended Display			
Description	Reference	Unit MRP [₹]	
 CABLE-RJ45 1 Meter	CABLE-RJ45-001	2695	
CABLE-RJ45 3 Meter	CABLE-RJ45-003	3520	

ZCT - Ground Fault Protection			
Description	Reference	Unit MRP [₹]	
 ZCT 35 M/M	ZCT-035-Z	7265	
ZCT 80 M/M	ZCT-080-Z	10025	
ZCT 120 M/M	ZCT-120-Z	16490	

External CT for range extension up to 400A				
Current Range	CT Ratio	Reference	Unit MRP [₹]	
 100A	100:5	3CT-H1-100-Z	5925	
150A	150:5	3CT-HH-150-Z	7335	
200A	200:5	3CT-H2-200-Z	7975	
300A	300:5	3CT-H3-300-Z	8520	
400A	400:5	3CT-H4-400-Z	10025	

For details on non standard references, technical parameters, accessories, compatibility, stockable and non stockable status please contact Customer Care

NORMAL STOCK ITEMS

W.E.F. February 03<sup>rd</sup>, 2025

# TeSys Protect

## Analog EOCR

### EOCR SS

- Without Display



Analog EOCR without Display			
Current Range (A)	Control Voltage	Reference	Unit MRP [₹]
0.5-6	24-240V AC/DC	EOCRSS-05S	7375
0.5-6	380-440V AC	EOCRSS-05W	6040
3-30	24-240V AC/DC	EOCRSS-30S	7375
3-30	380-440V AC	EOCRSS-30W	6040
5-60	24-240V AC/DC	EOCRSS-60S	7375
5-60	380-440V AC	EOCRSS-60W	6040

**Note:** 2 SPST output contacts  
For 60A or higher, combine 05T Type and an external CT (secondary 5A) for use

### EOCR SSD

- With Display (Operating Current & Trip Cause)



Analog EOCR with Display			
Current Range (A)	Control Voltage	Reference	Unit MRP [₹]
0.5-6	24-240V AC/DC	EOCRSSD-05S	11030
0.5-6	380-440V AC	EOCRSSD-05W	13585
3-30	24-240V AC/DC	EOCRSSD-30S	11030
3-30	380-440V AC	EOCRSSD-30W	11770
10-60	24-240V AC/DC	EOCRSSD-60S	11030
10-60	380-440V AC	EOCRSSD-60W	11770

**Note:** 2 SPST output contacts  
For 60A or higher, combine 05T Type and an external CT (secondary 5A) for use

For details on non standard references, technical parameters, accessories, compatibility, stockable and non stockable status please contact Customer Care

NORMAL STOCK ITEMS

W.E.F. February 03<sup>rd</sup>, 2025



# TeSys Power

## Circuit breakers for motor protection and control

TeSys Deca and TeSys Giga Circuit Breakers provide compact, reliable and efficient solutions:

- Isolation
- Protection against short circuits and overloads
- Conforming to global standards.(IEC/EN/UL/CSA)



[se.com/in/TeSys](https://se.com/in/TeSys)

# TeSys Power

## Circuit Breakers for Motor Protection

### Magnetic Circuit Breaker



- Conformance to IEC 60947 -1,-2,-4
- Magnetic circuit breakers range from 0.1-80 Amps
- High Breaking capacity up to 100kA
- Wide range of accessories

Breaking Capacity at 50Hz		Magnetic Protection Rating (A)	Reference	Unit MRP [₹]
690V	500V			
<b>With Rocker Lever Control (Economy)*</b>				
100 kA	100 kA	0.4	GV2LE03	5805
		0.63	GV2LE04	5805
		1	GV2LE05	5805
		1.6	GV2LE06	5805
3 kA	100 kA	2.5	GV2LE07	5805
		4	GV2LE08	5805
3 kA	50 kA	6.3	GV2LE10	5805
	10 kA	10	GV2LE14	5805
3 kA	6 kA	14	GV2LE16	5805
		18	GV2LE20	6740
		25	GV2LE22	6740
3 kA	4 kA	32	GV2LE32	11450
		<b>With Rotary Handle Control*</b>		
100 kA	100 kA	0.4	GV2L03	6660
		0.63	GV2L04	6660
		1	GV2L05	6660
		1.6	GV2L06	6660
4 kA	100 kA	2.5	GV2L07	6660
		4	GV2L08	6660
		6.3	GV2L10	6660
		10	GV2L14	6660
		14	GV2L16	6660
4 kA	10 kA	18	GV2L20	6660
		25	GV2L22	6660
		32	GV2L32	6660
		40	GV3L40	18610
		50	GV3L50	19045
6 kA	12 kA	65	GV3L65	19460
		73	GV3L73	22005

Breaking Capacity at 415V 50Hz	Motor Power AC-3**		Thermal Protection Adjustment Range	Reference	Unit MRP [₹]
	kW	HP			
<b>With Toggle Control</b>					
50 kA	75	101	150	C16N3MA150	On Request
	110	147	220	C25N3MA220	On Request
	160	214	320	C40N31M320	On Request
	200	268	500	C63N31M500	On Request

### Thermal Magnetic Circuit Breaker



- Conformance to IEC 60947 -1,-2,-4, conformity to International Standards - UL, CSA, CE
- Thermal magnetic circuit breakers range from 0.1-220 Amps
- High Breaking capacity up to 100kA
- Wide range of accessories
- S-shaped busbar for side-by-side connection with 40 - 65A Contactor

Breaking Capacity at 50Hz		Thermal Protection Adjustment Range	Reference	Unit MRP [₹]
690V	500V			
<b>With Push Button Control (Economy)</b>				
100 kA	100 kA	0.1 - 0.16	GV2ME01	6025
		0.16 - 0.25	GV2ME02	6025
		0.25 - 0.40	GV2ME03	6025
		0.40 - 0.63	GV2ME04	6415
		0.63 - 1.0	GV2ME05	6415
		1.0 - 1.6	GV2ME06	6555
3 kA	100 kA	1.6 - 2.5	GV2ME07	6555
		2.5 - 4	GV2ME08	6785
3 kA	50 kA	4 - 6.3	GV2ME10	6785
	10 kA	6 - 10	GV2ME14	6785
3 kA	6 kA	9 - 14	GV2ME16	7600
		13 - 18	GV2ME20	8180
		17 - 23	GV2ME21	8735
3 kA	4 kA	20 - 25	GV2ME22	8735
		24 - 32	GV2ME32	14150
<b>With Rotary Handle Control</b>				
100 kA	100 kA	0.1 - 0.16	GV2P01	5895
		0.16 - 0.25	GV2P02	5895
		0.25 - 0.40	GV2P03	5895
		0.40 - 0.63	GV2P04	6755
		0.63 - 1.0	GV2P05	6755
8 kA	100 kA	1.0 - 1.6	GV2P06	6755
		1.6 - 2.5	GV2P07	6755
6 kA	100 kA	2.5 - 4	GV2P08	6965
	50 kA	4 - 6.3	GV2P10	6965
4 kA	10 kA	6 - 10	GV2P14	7435
		9 - 14	GV2P16	9130
		13 - 18	GV2P20	10535
4 kA	10 kA	17 - 23	GV2P21	10535
		20 - 25	GV2P22	10535
		24 - 32	GV2P32	17760
<b>With Rotary Handle Control</b>				
6 kA	12 kA	30...40	GV3P40	20950
		37...50	GV3P50	25975
		48...65	GV3P65	26645
		62...73	GV3P73	27230
<b>With Direct Rotary Handle</b>				
10 kA	50 kA	70...150	GV5P150H	49880
		100...220	GV5P220H	58185
		160...320	GV6P320H	74820
		250...500	GV6P500H	103085

It is recommended to check with Customer care team for selection, recommendation, and availability of stockable and non stockable references

☑ NORMAL STOCK ITEMS

W.E.F. February 03<sup>rd</sup>, 2025

# TeSys Power

## Circuit Breakers for Motor Protection

### Accessories for Motor Circuit Breakers

Description	Reference	Unit MRP [₹]	
<b>For GV2</b>			
Front contact NO or NC <sup>(1)</sup>	GVAE1	1305	
Front contact NO + NC	GVAE11 <input checked="" type="checkbox"/>	1595	
	GVAE20	1760	
Side contact NO + NC	GVAN11 <input checked="" type="checkbox"/>	1925	
	GVAN20	1925	
Fault signalling contact + 1NO contact <sup>(2)</sup>	GVAD1010 <input checked="" type="checkbox"/>	2505	
Fault signalling contact + 1NC contact <sup>(2)</sup>	GVAD1001	2505	
Short circuit signalling contact block 1 C/O	GVAM11	2395	
Under voltage trip	110 ... 115V 50Hz	GVAU115	5165
	220 ... 240V 50Hz	GVAU225	4580
	380 ... 400V 50Hz	GVAU385	4580
Shunt trip	110 ... 115V 50Hz	GVAS115	4580
	220 ... 240V 50Hz	GVAS225	4580
	380 ... 400V 50Hz	GVAS385	4580
Additive limiter for increasing breaking capacity to 100kA for GV2ME and GV2P.	GV1L3	7385	
Connection block - GV2 with contactor LC1-D09..D38	GV2AF3	895	
Connection block - LS1 D32 or GV2 with Contactor LC1-K or LP1-K	GV2AF01	970	
Empty enclosure for GV2ME - plastic	GV2MP02	4270	
	GV2MC02	4690	

(1) Choice of NC or NO contact operation depending on which way round the reversible block is mounted.

(2) The GV-AD is always mounted next to the circuit breaker.

### Busbars

Connection Pitch	No. of Tapoff Points	Reference	Unit MRP [₹]
<b>For GV2</b>			
45 mm	2	GV2G245	2515
	4	GV2G445	3955
54 mm	2	GV2G254	2290
	3	GV2G354	2570
	4	GV2G454	3220
72 mm	5	GV2G554	3490
	4	GV2G472	3945

Description	Reference	Unit MRP [₹]
<b>Accessories for Busbars</b>		
Terminal block - to supply one or more 3-pole busbar GV2	GV2G05	4945
Protective end covers for unused busbar outlets	GV1G10	870
Terminal block for connection from top	GV1G09	2585

### Accessories for Motor Circuit Breakers

Description	Reference	Unit MRP [₹]
<b>For GV2-P/GV2-L</b>		
External operator - IP54, Black	GV2APN01 <input checked="" type="checkbox"/>	4540
External operator - IP54, Yellow/Red	GV2APN02	8455
<b>For GV3P/GV3L</b>		
<b>Auxiliary Contacts</b>		
Front contact: 1 NO (fault) + 1NC (Auxiliary)	GVAED011	1655
Front contact: 1 NO (fault) + 1NO (Auxiliary)	GVAED101	1820
<b>Busbar</b>		
3-pole, 3 tap, 64 mm pitch	GV3G364	2415
S-shape bus bar	GV3S	1810
<b>External Operator</b>		
IP54, Black	GV3APN01	5475

**Note:** All other accessories are same as of GV2.

Busbars GV3G364 and GV3S are not compatible with GV3\*73 and GV3\*80.

Description	Operating Voltage	Reference	Unit MRP [₹]
<b>For GV5 and GV6</b>			
Clip-on connector - upto 150 A - 1.5..95 mm <sup>2</sup>	-	GV7AC021	1580
Clip-on connector- upto 220 A - 1.5..185 mm <sup>2</sup>	-	GV7AC022	2175
Front rotary handle GV7AP GV7R - black handle <sup>(2)</sup>	-	GV7AP01	11445
Terminal shields IP405 <sup>(1)</sup>	-	GV7AC01	4070

(1) Terminal shields cannot be used together with spreaders.

(2) For mounting direct rotary handle on enclosure door.

This accessory makes it possible to open the door if the device is closed and prevents the device from being closed if the door is open.

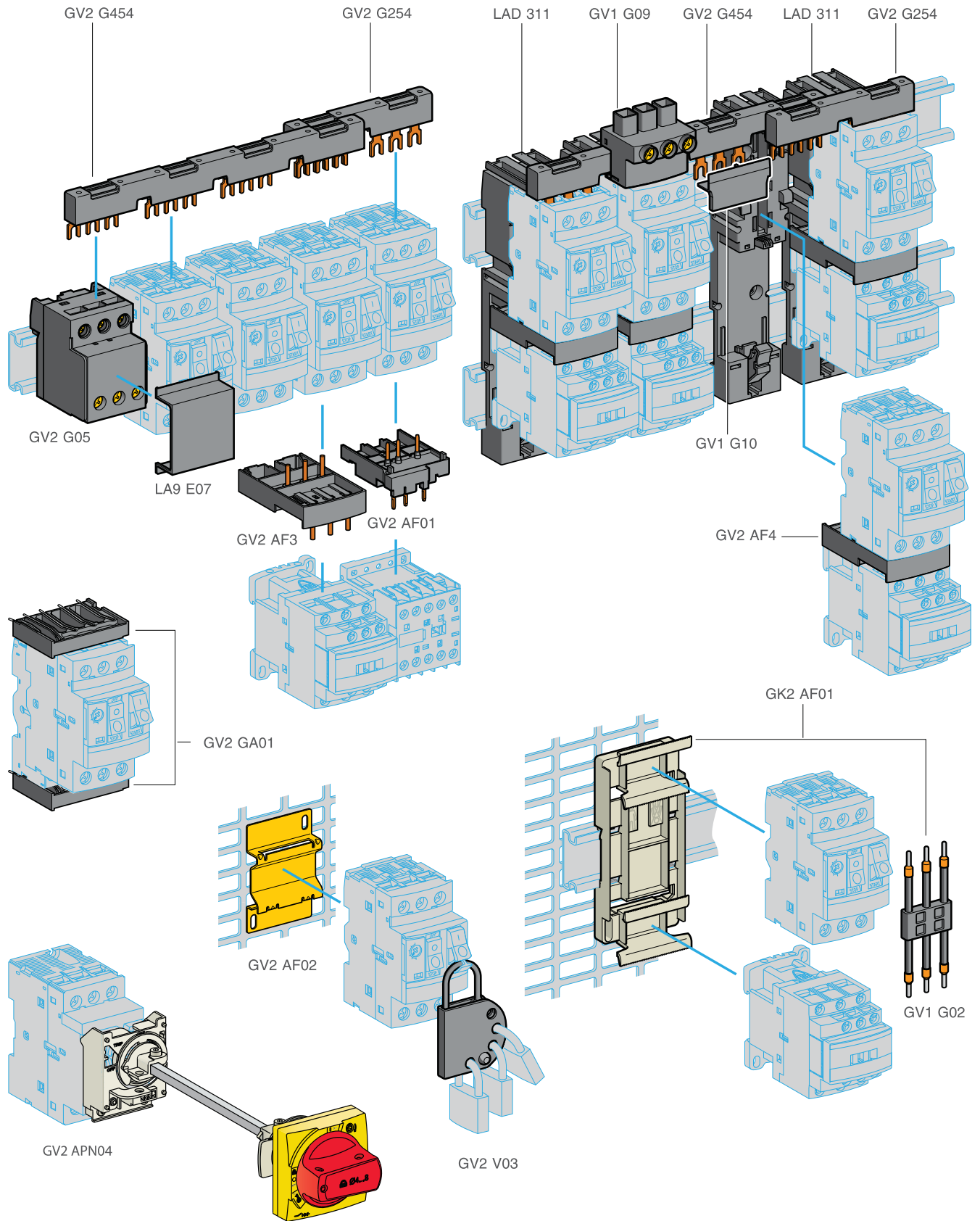
It is recommended to check with Customer care team for selection, recommendation, and availability of stockable and non stockable references

NORMAL STOCK ITEMS

W.E.F. February 03<sup>rd</sup>, 2025

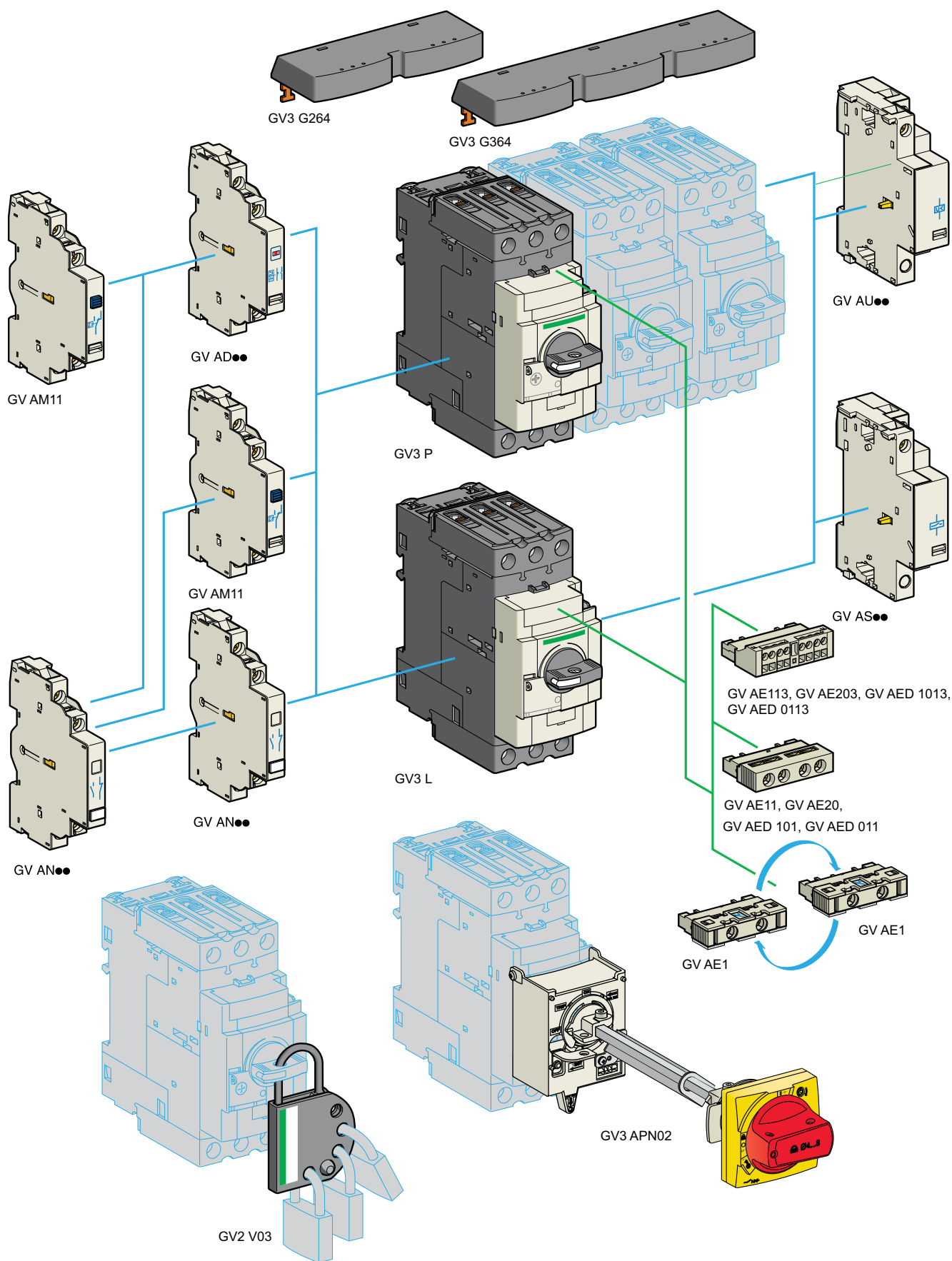
# TeSys

## Accessories compatibility



# TeSys

## Accessories compatibility



### Vario Switch Disconnectors

[Ithe] Conventional Thermal Current**	Poles Description	Rated Operational Power (AC-23)*	Reference	Unit MRP [₹]
<b>Complete Enclosed Switches</b>				
• Range 12 to 175A, IP 65 Sealable and Lockable				
10	3P	4 kW	VCF02GE	4485
16	3P	5.5 kW	VCF01GE	4875
20	3P	7.5 kW	VCF0GE	5930
25	3P	11 kW	VCF1GE	6360
32	3P	15 kW	VCF2GE	7450
50	3P	22 kW	VCF3GE	11525
63	3P	30 kW	VCF4GE	13485

\* Rated Power at 415V

\*\* Ith in enclosure

For Switch Type (Amps)	Mounting Arrangement	Ingress	Reference	Unit MRP [₹]
<b>Operators (Padlockable)</b>				
12 - 40	4 Screw Fixing	IP65	KCF1PZ	1265
63 - 80	4 Screw Fixing	IP65	KCF2PZ	1340
125 - 175	4 Screw Fixing	IP40	KCF3PZ	5420

### Vario Switch Disconnectors

[Ithe] onventional Thermal Current**	Poles Description	Reference	Unit MRP [₹]
<b>Complete Switch with Padlockable Operator</b>			
• Suitable for Front Mounting or Base Mounting			
12	3P	VCF02	2815
20	3P	VCF01	3065
25	3P	VCF0	3575
32	3P	VCF1	3745
40	3P	VCF2	4640
63	3P	VCF3	9290
80	3P	VCF4	7870
125	3P	VCF5	18035
175	3P	VCF6	21860
<b>Switch Bodies</b>			
12		V02	1835
20		V01	2115
25		V0	2515
32		V1	3065
40		V2	3745
63		V3	5215
80		V4	6855
125		V5	13910
175		V6	17755

### Accessories

Description	For Use with Switch Bodies	Rating in A	Pole Composition	Earth Contact	Auxiliary Contacts	Reference	Unit MRP [₹]
<b>Vario Add-on Modules <sup>(1)</sup></b>							
Main Pole Module	V02/VCF02	12	1P	-	-	VZ02	1315
	V01/VCF01	20	1P	-	-	VZ01	1335
	V0/VCF0	25	1P	-	-	VZ0	1425
	V1/VCF1	32	1P	-	-	VZ1	1390
	V2/VCF2	40	1P	-	-	VZ2	1490
	V3/VCF3	63	1P	-	-	VZ3	1935
	V4/VCF4	80	1P	-	-	VZ4	1935
Neutral Pole Module <sup>(2)</sup>	V02 / VCF02 to V2 / VCF2	-	1N	-	-	VZ11	1600
	V3 / VCF3 to V4 / VCF4	-	1N	-	-	VZ12	2140
	V5 / VCZ5 to V6 / VCZ6	-	1N	-	-	VZ13	4420
Earthing Module	V02 / VCF02 to V2 / VCF20	-	-	-	-	VZ14	1575
	V3 / VCF3 to V4 / VCF4	-	-	1	-	VZ15	1860
	V5 / VCZ5 to V6 / VCZ6	-	-	1	-	VZ16	2890
Auxiliary Contact Block Module	V02/ VCF02 to V6 / VCZ6	-	-	-	1NO + 1NC	VZ7	1645
	V2/ VCF02 to V6 / VCZ6	-	-	-	2NO	VZ20	1645

(1) For mounting option of modules, please refer to the technical catalogue.

(2) With early make and late break contacts

Description	For Use With	Reference	Unit MRP [₹]
<b>Components for Door Interlocking</b>			
Shaft extension - for Mini-VARIO and VARIO - V02..V2	V02...V2	VZ17	1575
	V02...V2	VZ30	1860
Shaft extension - for Mini-VARIO and VARIO - V3 V4 V5 V6	V3, V4, V5, V6	VZ18	1860
	V3, V4, V5, V6	VZ31	2115
Door interlock plate	VZ17 / VZ30	KZ32	540
	VZ18/31	KZ74	925
<b>Input Terminal Protection Shrouds</b>			
Terminal Shrouds	V02 - V2	VZ8	535
	V3 - V4	VZ26	465
	V3 - V4	VZ9	560
	V5 - V6	VZ27	465
	V5 - V6	VZ10	705
	V02 - V6	VZ28	785
	V02 - V6	VZ29	645

For details on non standard references, technical parameters, accessories, compatibility, stockable and non stockable status please contact Customer Care

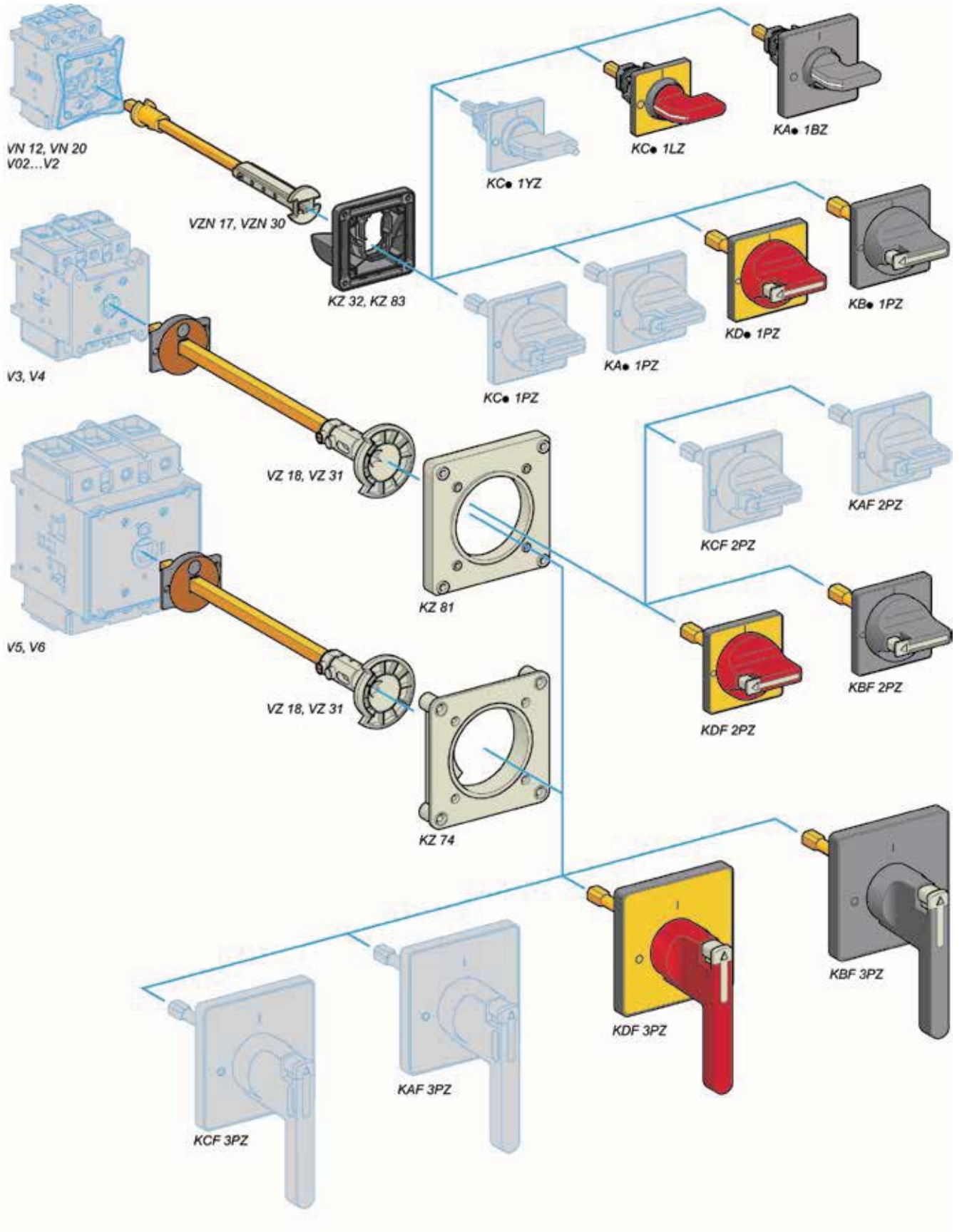
NORMAL STOCK ITEMS

W.E.F. February 03<sup>rd</sup>, 2025



# TeSys Control

## Accessories for Switches





# Smarter Load Management with TeSys Island

The Key to Unprecedented Efficiency

## Digital Load Manager

TeSys Island - the innovative & digital multifunctional load management solution up to 80A

Industry 4.0

Predictive Maintenance

Cyber Secure



# TeSys Active

## TeSys Island

### • All-in-one Solution for Versatile & Flexible Load Management •

#### Motor Protection

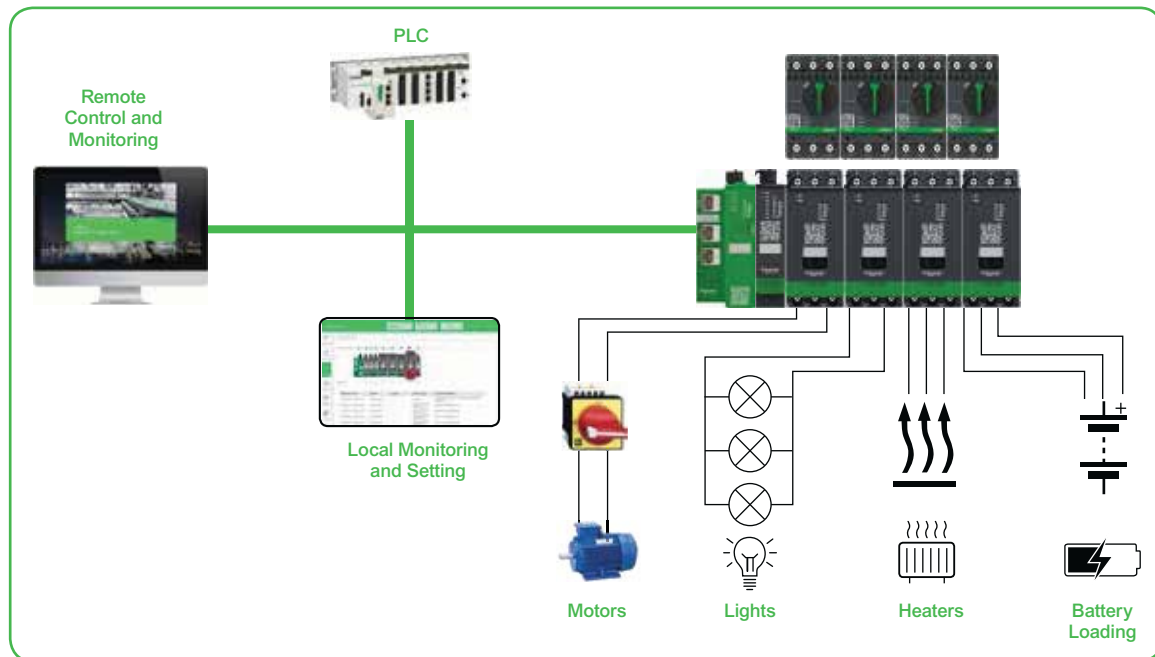
- Motor Overload
- Over/Under Current
- Jam/Stall
- Long Start
- Rapid Restart Lockout

#### Upstream Protection

- Phase Loss
- Phase Reversal
- Phase Unbalance
- Ground Current Detection

#### Analytics

- Health Diagnostic
- Energy Management
- Demand Management



Designation	Product Specification	Commercial Reference
<b>TeSys island components</b>		
Standard Starter	9A (AC-3)	TPRST009
Standard Starter	25A (AC-3)	TPRST025
Standard Starter	38A (AC-3)	TPRST038
Standard Starter	65A (AC-3)	TPRST065
Standard Starter	66A (AC-3) - 80A (AC-1)	TPRST080
SIL Starter	9A (AC-3)	TPRSS009
SIL Starter	25A (AC-3)	TPRSS025
SIL Starter	38A (AC-3)	TPRSS038
SIL Starter	65A (AC-3)	TPRSS065
SIL Starter	66A (AC-3) - 80A (AC-1)	TPRSS080
Power interface module	9A (AC-3)	TPRPM009
Power interface module	38A (AC-3)	TPRPM038
Power interface module	80A (AC-3)	TPRPM080
Voltage interface module		TPRVM001
SIL interface module		TPRSM001
Digital I/O module	(4 input - 2 output)	TPRDG4X2
Analog I/O module	(2 input - 1 output)	TPRAN2X1
Bus Coupler	EtherNet/IP - Modbus TCP	TPRBCEIP
Bus Coupler	PROFINET	TPRBCPFN
Bus Coupler	PROFIBUS	TPRBCPFIB
<b>Assembly and Wiring Kits</b>		
Kit for reversing starter application	for 9, 25, 38A (size 1 and 2) starters	LAD9R1
Kit for reversing starter application	for 65, 80A (size 3) starters	LAD9R3
Jumper bar 3-pole for Star Delta application	for 9, 25, 38A (size 1 and 2) starters	LAD9P3
Kit for reversing starter application	for 65, 80 A (size 3) starters, a hazard sticker is provided	LAD9SD3S

\*Architecture shown above is only for graphical representation

# TeSys Control

## Ultra motor starters

### Introduction

From traditional solution



Ultra motor starter- All in one block for advance protection

Motor circuit breaker:  
GV2L



Magnetic protection  
> short-circuit protection

Contactor:  
LC1D



Control  
> Start/Stop

Status monitoring  
> signaling  
> alarm monitoring

Protection relay:  
LRD



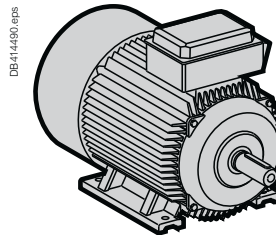
Thermal protection  
> overload



Ultra motor starter  
> All basic or advanced protection and control functions in one block

and more...

- > Overload indication and alarm
- > Status report, remote control via communication bus



**Ultra motor starters**  
can be used in  
**80 %**  
of motor protection and control applications.

# TeSys Control

## Ultra motor starters



- Total Coordinated Starter – 3 functions in a single device
- Compact Starter, DOL / RDOL upto 18.5kW (38A, AC-3) in 45mm width
- Direct connectivity to Modbus / Profibus / CANopen / DeviceNet
- Higher switching life - 15Million operations, 2Million AC-43 electrical life
- Breaking capacity upto 130kA



### Power Base

For assembling components, ON/OFF operation and resetting.  
 > 3 power bases:  
 upto 12A and upto 38A  
 > Direct starter and reversing starter models.

### Control Unit

Performs all the electrical protection functions to cover main applications from 0 to 38A.

Some of these also provide advanced measurement, alarm and display functions.

### 4 simple function modules

Thermal overload alarm Indication of motor load  
 Thermal overload signalling and manual reset  
 Thermal overloaded signalling and automatic or remote reset.

### 4 communication modules

Profibus DP  
 CANopen  
 DeviceNet  
 Modbus.

# 40%

“TeSys solutions allow us to reduce the size of our enclosure” says a panel builder from the water treatment sector

# 60%

“Late customization means that we can build 60% of the panels, even though the project design has not yet been completed” says an engineer in a food processing industry

## Quick Selection

Select 1	+	Select 1	Optional	or	Optional	or	Optional							
<b>Base Power Unit</b> Non-Reversing LUB 120 0.. 12A with terminal 12 0.. 12A no terminal 120* 0.. 32A with terminal 32 0.. 32A no terminal 320* 0.. 38A with terminal 38 0.. 38A no terminal 380* Reversing LU2B 120 BL 0.. 12A with terminal 12 0.. 12A no terminal 120* 0.. 32A with terminal 32 0.. 32A no terminal 320* 0.. 38A with terminal 38 0.. 38A no terminal 380* 24 V DC BL 24 V AC B 48...72 VAC or 48 VDC ES 110...240 VAC/DC FU		<b>Control Unit</b> LUC B X6 BL Class 10, 3Ph B Class 10, 1Ph C Class 20, 3Ph D 0.15 to 0.6 A X6 0.35 to 1.4 A 1X 1.25 to 5 A 05 3 to 12 A 12 4.5 to 18 A 18 8 to 38 A 38 24V DC BL 24VAC B 48...72 VAC/48 VDC ES 110...240VAC/DC FU	<b>Communication Module*</b> LULC 033 Modbus Serial 033 Profibus DP 07 CANopen 08 DeviceNet 09		<b>Function Module</b> LUF DH11 Fault diff. with manual reset DH11 Fault diff. with auto reset DA10 Thermal overload pre-alarm W10 Motor load indication (4-20mA) V2		<b>Auxiliary Contacts</b> Contactor auxiliary contacts LUFN 11 1NO + 1NC 11 2NC 02 2NO 20 Side contacts 2NO LUA8E20 Power auxiliary contacts (trip status) LUA1C 20 1NO + 1NC 11 2NO 20	<b>Accessories</b> <table border="1"> <thead> <tr> <th>Description</th> <th>Reference</th> </tr> </thead> <tbody> <tr> <td>Line spacer for UL508 Type E</td> <td>LU9SPO</td> </tr> <tr> <td>Current limiter 130kA@460V</td> <td>LUALB1</td> </tr> </tbody> </table>	Description	Reference	Line spacer for UL508 Type E	LU9SPO	Current limiter 130kA@460V	LUALB1
Description	Reference													
Line spacer for UL508 Type E	LU9SPO													
Current limiter 130kA@460V	LUALB1													
<b>Prewired Cables</b> <table border="1"> <thead> <tr> <th>Description</th> <th>Reference</th> </tr> </thead> <tbody> <tr> <td>Prewired cable for non-reversing power base</td> <td>LU9BN11C or LU9BN11L</td> </tr> <tr> <td>Prewired cable for reversing power base</td> <td>LU9MRC or LU9MRL</td> </tr> </tbody> </table>			Description	Reference	Prewired cable for non-reversing power base	LU9BN11C or LU9BN11L	Prewired cable for reversing power base	LU9MRC or LU9MRL						
Description	Reference													
Prewired cable for non-reversing power base	LU9BN11C or LU9BN11L													
Prewired cable for reversing power base	LU9MRC or LU9MRL													

\*Suitable with 24V DC starter variant only

**Note:** For prices please contact Customer Care



## Wherever productivity is a concern, intelligence to Motor Control is the solution

Give six sense to your conventional motor control center (MCC) with the Intelligent Motor Control Center (iMCC) - through our intelligent relay, TeSys T, which offer enhanced protections and built-in intelligent features!

# Tesys T Motor Management Systems

## TeSys T Controller:

Intelligent motor controller for 1P/3P Motors with built in CT up to 100Amps with accurate monitoring and protection functions, 6DI, 4DO, 1CBCT input, 1 Temperature probe

### Protection Functions:

- Thermal overload
- Phase imbalance and phase overloads
- Temperature monitoring via probes
- Phase reversal
- Ground fault detection
- Long start and Jam protection
- Load shedding
- Load fluctuations
- power factor monitoring

### Monitoring Functions:

- Phase and average current
- Line to Line and average voltage
- Motor temperature, ground current
- Active and Reactive Energy
- Frequency & Power Factor
- Detailed Fault history
- Fault counts
- motor statistics

### Control Functions:


- Local / Remote / HMI control
- Predefined programs for DOL, RDOL, Star-delta, two-speed starters

### Communication:



## Quick Selection

### TeSys T Controller

Reference	
	LTM R 100 E BD
Current Range	
0.4 - 8 A	08
1.35 - 27 A	27
5 - 100 A	100
Network Protocol	
Ethernet IP / Modbus TCP/IP	E
Modbus	M
Profibus DP	P
Control Voltage	
24 V DC	BD
110-240V AC	FM



**TeSys T**  
Full and Flexible  
Intelligent Motor  
Management System

### TeSys T Accessories

#### TeSys T Expansion Module<sup>1,2</sup>

Control Voltage	Reference
24 V DC	LTM EV40BD
110V AC	LTM EV40FM

<sup>1</sup> Required for Voltage & Power measurement  
<sup>2</sup> 4 digital inputs

#### Connector for Expansion

Length (m)	Reference
0.04	LTMCC004 <sup>3</sup>

<sup>3</sup> Sold in lots of 6

#### Ground Fault CT's

Primary [A]	Internal Ø "d" [mm]	Reference
65	30	50437
85	50	50438
160	80	50439
250	120	50440
400	200	50441
630	300	50442

Description	Composition	Reference
Programming software SoMove	1 Program for each PC	On request
PC connecting cable	USB to RS485 Converter	TCSMCNAM3M002P

#### Operator Control Display

Description	Reference
Operator Control Display with configuration backup	LTM CUF

#### Controller to Display Cable

Length (m)	Reference
1.0	LTM9CU10
3.0	LTM9CU30

#### Current Transformers<sup>4</sup>

Primary [A]	Secondary [A]	Reference
100	1	LT6 CT1001
200	1	LT6 CT2001
400	1	LT6 CT4001
800	1	LT6 CT8001

**Note:** For prices please contact Customer Care



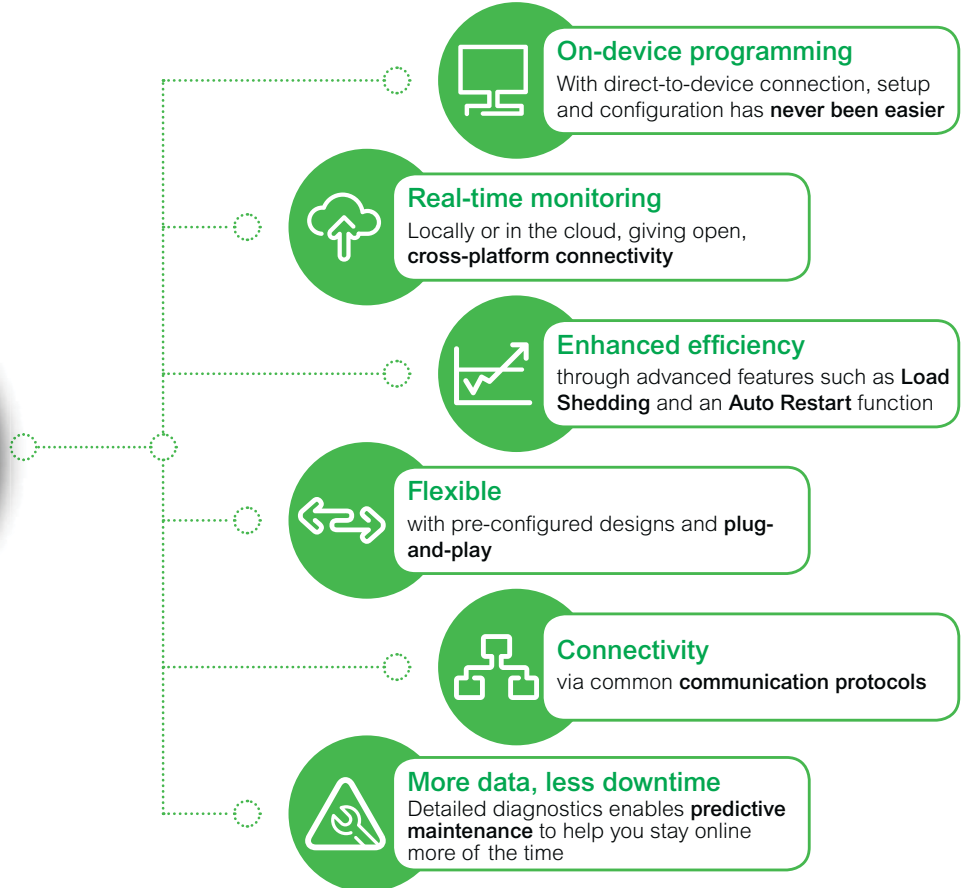
Coming Soon

# TeSys Tera

Experience the enhanced intelligence of your Motor Management System with our new and advanced TeSys Tera.



- Sustainable
- Versatile
- Efficient
- Modular





Panel Mount EasySeries



- Wide power range (7 models from 35 to 350 W)
- High degree of output voltage stability (precision: ± 1%)
- Proven performance (MTBF over 600K hours)
- Diagnostics via LEDs at the output terminal
- 4 quick and simple mounting types

Input Voltage	Output Voltage	Output Current	Reference	Description	Unit MRP [₹]
100...240 V AC single phase	24V	1.5A	ABL2REM24015K	ABL2_K Power Supply, DC24V output, 35W	2776
100...240 V AC single phase	24V	2A	ABL2REM24020K	ABL2_K Power Supply, DC24V output, 50W	3077
100...240 V AC single phase	24V	4.5A	ABL2REM24045K	ABL2_K Power Supply, DC24V output, 100W	4557
100...240 V AC single phase	24V	6.5A	ABL2REM24065K	ABL2_K Power Supply, DC24V output, 150W	5498
100...240 V AC single phase	24V	8.5A	ABL2REM24085K	ABL2_K Power Supply, DC24V output, 200W	7291
100...240 V AC single phase	24V	10A	ABL2REM24100K	ABL2_K Power Supply, DC24V output, 250W	8340
100...240 V AC single phase	24V	15A	ABL2REM24150K	ABL2_K Power Supply, DC24V output, 350W	13599

Universal ABL8RP/WP



- 100-500 Vac (1 or 2 Phases) Or 380-500Vac 3 Phases Input terminals
- Automatic or Manual reset
- 2 diagnosis LED (U/I)
- 4 to 10 mm<sup>2</sup> output terminals
- Tool-free removal from omega (DIN) rail
- Protection of settings (sealable)
- Diagnosis relay

Input Voltage	Output Voltage	Output Current	Reference	Description	Unit MRP [₹]
100...120 V AC single phase, terminal(s): N-L1 200...500 V AC phase to phase, terminal(s): L1-L2	24V	3A	ABL8RPS24030	Univ. Power Supply 1P 24V 3A, 72W	18394
100...120 V AC single phase, terminal(s): N-L1 200...500 V AC phase to phase, terminal(s): L1-L2	24V	5A	ABL8RPS24050	Univ. Power Supply 1P 24V 5A, 120W	23779
100...120 V AC single phase, terminal(s): N-L1 200...500 V AC phase to phase, terminal(s): L1-L2	24V	10A	ABL8RPS24100	Univ. Power Supply 1P 24V 10A, 240W	27166
100...120 V AC single phase, terminal(s): N-L1 200...240 V AC phase to phase, terminal(s): L1-L2	24V	20A	ABL8RPM24200	Univ. Power Supply 1P 24V 10A, 480W	40889
380...500 V AC three phase, terminal(s): L1, L2, L3	24V	20A	ABL8WPS24200	Univ. Power Supply 3P 24V 20A, 480W	40631
380...500 V AC three phase, terminal(s): L1, L2, L3	24V	40A	ABL8WPS24400	Univ. Power Supply 3P 24V 40A, 960W	70867

Please contact Customer care center for Stockable and Non stockable status of references.

NORMAL STOCK ITEMS

W.E.F. February 03<sup>rd</sup>, 2025



Zelio 2 compact smart relay with display



Zelio 2 compact smart relay without display



Zelio 2 modular smart relay with display

## Relays

Description	Reference	Unit MRP ₹
<b>Voltage 24V DC</b>		
Zelio Logic module - 10 I O, RLY - w/o clock - with display	SR2A101BD <input checked="" type="checkbox"/>	18359
Zelio Logic module - 20 I O, RLY - w/o clock - with display	SR2A201BD <input checked="" type="checkbox"/>	29970
Zelio Logic module - 12 I O, TRN - with clock - with display	SR2B121BD <input checked="" type="checkbox"/>	16790
Zelio Logic module - 12 I O, TRN - with clock - with display	SR2B122BD	25184
Zelio Logic module - 20 I O, RLY - with clock - with display	SR2B201BD <input checked="" type="checkbox"/>	33343
Zelio Logic module - 20 I O, RLY - with clock - with display	SR2B202BD	34677
Zelio Logic module - 10 I O, RLY - w/o clock - w/o display	SR2D101BD <input checked="" type="checkbox"/>	13407
Zelio Logic module - 20 I O, RLY - w/o clock - w/o display	SR2D201BD <input checked="" type="checkbox"/>	26910
Zelio Logic module - 12 I O, RLY - with clock - w/o display	SR2E121BD	17259
Zelio Logic module - 20 I O, RLY - with clock - w/o display	SR2E201BD	31256
Zelio Logic module - 10 I O, RLY - with clock - with display	SR3B101BD	20242
Zelio Logic module - 10 I O, TRN - with clock - with display	SR3B102BD	18673
Zelio Logic module - 26 I O, RLY - with clock - with display	SR3B261BD <input checked="" type="checkbox"/>	42050
Zelio Logic module - 26 I O, TRN - with clock - with display	SR3B262BD	42129
<b>Voltage 100-240V AC</b>		
Zelio Logic module - 10 I O, RLY - w/o clock - with display	SR2A101FU <input checked="" type="checkbox"/>	20790
Zelio Logic module - 20 I O, RLY - w/o clock - with display	SR2A201FU <input checked="" type="checkbox"/>	30832
Zelio Logic module - 12 I O, RLY - with clock - with display	SR2B121FU <input checked="" type="checkbox"/>	20633
Zelio Logic module - 20 I O, RLY - with clock - with display	SR2B201FU <input checked="" type="checkbox"/>	34286
Zelio Logic module - 10 I O, RLY - w/o clock - w/o display	SR2D101FU	14351
Zelio Logic module - 20 I O, RLY - w/o clock - w/o display	SR2D201FU	30430
Zelio Logic module - 12 I O, RLY - with clock - w/o display	SR2E121FU	18183
Zelio Logic module - 20 I O, RLY - with clock - w/o display	SR2E201FU	36016
Zelio Logic module - 10 I O, RLY - with clock - with display	SR3B101FU	21789
Zelio Logic module - 26 I O, RLY - with clock - with display	SR3B261FU <input checked="" type="checkbox"/>	43462
<b>Voltage 12V DC</b>		
Zelio Logic module - 12 I O - with clock - with display	SR2B121JD	21576
Zelio Logic module - 20 I O - with clock - with display	SR2B201JD	26295
<b>Voltage 24V AC</b>		
Zelio Logic module - 12 I O - with clock - with display	SR2B121B	21576
Zelio Logic module - 20 I O - with clock - with display	SR2B201B	39522
Zelio Logic module - 20 I O - with clock - w/o display	SR2E201B	31408
Zelio Logic module - 10 I O - with clock - with display	SR3B101B	23113
Zelio Logic module - 24 I O - with clock - with display	SR3B261B	45895

**Note:** Zelio Smart Relays are also available in other voltages. Please contact our nearest Sales Office for the same.

Please contact Customer care center for Stockable and Non stockable status of references.

NORMAL STOCK ITEMS

W.E.F. February 03<sup>rd</sup>, 2025



I/O Extension module

## I/O Extension modules

Description	Reference	Unit MRP [₹]
Discrete I/O extension module - 6 I O 4DI, 2DO - 24 V DC	SR3XT61BD	8268
Discrete I/O extension module - 6 I O 4DI, 2DO	SR3XT61FU	8154
Discrete I/O extension module - 10 I O 6DI, 4DO - 24 V DC	SR3XT101BD <input checked="" type="checkbox"/>	8890
Discrete I/O extension module - 10 I O 6DI, 4DO	SR3XT101FU	10774
Discrete I/O extension module - 14 I O 8DI, 6DO - 24 V AC	SR3XT141B	17920
Discrete I/O extension module - 14 I O 8DI, 6DO - 24 V DC	SR3XT141BD <input checked="" type="checkbox"/>	12262
Discrete I/O extension module - 14 I O 8DI, 6DO	SR3XT141FU	13030
Analogue I/O extension module - 2 AI/ 2AO	SR3XT43BD	19642

## Accessories

Description	Reference	Unit MRP [₹]
SUB-D 9-pin PC connecting cable - 3 m	SR2CBL01 <input checked="" type="checkbox"/>	13505
Communication interface	SR2COM01	23550
memory cartridge firmware - for v 3.0 - EEPROM	SR2MEM02 <input checked="" type="checkbox"/>	3306
USB PC connecting cable - 3 m	SR2USB01 <input checked="" type="checkbox"/>	16802

Please contact Customer care center for Stockable and Non stockable status of references.

NORMAL STOCK ITEMS

W.E.F. February 03<sup>rd</sup>, 2025



# Altivar™ AC Drives

Advanced energy management  
and performance in motor control

## Variable Speed Drives

### Process



**Mining,  
Minerals &  
Metals**



**Marine**



**Food &  
Beverage**



**Water &  
Wastewater**



**Oil & Gas**



**Power  
Plants**

### Fluid Management

#### Altivar Process 600



Wall Mounting  
0.75...315 kW  
200...690 V



Cabinet Integration  
0.75...2600 kW  
380...690 V

### Industrial Processes

#### Altivar Process 900



Wall Mounting  
0.75...315 kW  
200...690 V



Cabinet Integration  
0.75...2600 kW  
380...690 V

### Machines



**Hoisting**



**Material  
Handling**



**Textile**



**Material  
Working**



**Packaging**

### Commercial Equipment

#### Altivar 12



0.18...4 kW  
100...240 V

### Basic Machines

#### Altivar 310



IP20  
0.75 to 22 kW  
380...460 V

### Simple & Advanced Machines

#### Altivar 320B/C



Book/compact format  
0.18...22 kW  
200...600 V  
\*Range extension  
for compact

#### Altivar340



Book/compact  
format  
0.75...75 kW  
380...480 V

#### Altivar 320W



Harsh environment  
IP65/66  
0.18...7.5 kW  
380...480 V

#### Altivar 320 solar



0.37...15 kW  
200...500 V

### Building



**Pumps**



**Lift**



**Fans &  
Compressors**

### HVAC & Pumps

#### Altivar 212



IP21  
0.75...75 kW  
200...480 V



IP55  
0.75...75 kW  
380...480 V

### Utilities

#### Altivar 610



0.75...315 kW  
380...460 V  
\*Range extension,  
**Coming Soon**

## Soft Starters

### Simple Machines

#### Altistart 01



3...85 A  
110...480 V

#### Altivar Soft Starter ATS130



38...105 A  
200...480 V

**Newly  
Launched**

### Industrial Processes & Utility

#### Altistart 22



17...590 A  
208...600 V

#### Altivar Soft Starter ATS480



208 to 690V  
17 to 1700A

#### Altivar Soft Starter ATS430



17-590A  
208-600V

**Coming  
Soon**

#### Altivar Soft Starter ATS490



17-1200A  
208-690V

**Coming  
Soon**

Please contact Customer care center for Stockable and Non stockable status of references.

NORMAL STOCK ITEMS

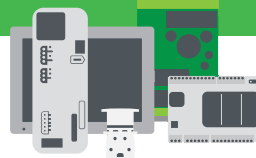
W.E.F. February 03<sup>rd</sup>, 2025



# Altivar™ Easy 310

## Drives for Simple Machines

### Now available upto 22kW



*When just enough  
is just right!*



Reliable & cost effective solution to manage the speed of your motors in your machines.

[se.com/drives](http://se.com/drives)

General Purpose Drives

Altivar™ 12: Drives for 1-Phase / 3-Phase 230 Volts Input & 3-Phase 230 Volts Output



- Small: easily integrated in any machine
- Discreet & Intuitive
- Reliable: quality which stands the test of time
- High-performance: even without adjustment

kW (HD)	HP Rating	Max. continuous current(A)	Reference	Unit MRP [₹]
<b>Single phase-Supply Voltage: 200...240V</b>				
0.18	0.25	1.4	ATV12H018M2	On Request
0.37	0.55	2.4	ATV12H037M2	On Request
0.55	0.75	3.5	ATV12H055M2	On Request
0.75	1	4.2	ATV12H075M2	On Request
1.5	2	7.5	ATV12HU15M2	On Request
2.2	3	10	ATV12HU22M2	On Request
<b>Three phase-Supply Voltage: 200...240V</b>				
0.37	0.55	2.4	ATV12H037M3	On Request
0.75	1	4.2	ATV12H075M3	On Request
1.5	2	7.5	ATV12HU15M3	On Request
2.2	3	10	ATV12HU22M3	On Request
3	~	12.2	ATV12HU30M3	On Request
4	5	16.7	ATV12HU40M3	On Request

Altivar™ 310: Drives for 3-Phase 440 Volts Input & 3-Phase 440 Volts Output



- Optimized installation space & Optimized time and cost
- Service cost savings
- Easy to operate
- Easy to maintain & Easy to integrate in automation system
- 55deg Celsius ambient temperature without derating

ND	KW		Max. Continuous Current (A)		Reference	Unit MRP [₹]
	HD	ND	HD	ND		
~	0.37	~	1.5	~	ATV310H037N4E	On Request
~	0.75	~	2.3	~	ATV310H075N4E	On Request
~	1.5	~	4.1	~	ATV310HU15N4E	On Request
~	2.2	~	5.5	~	ATV310HU22N4E	On Request
4	3	8.9	7.1	~	ATV310HU30N4E	On Request
5.5	4	12.1	9.5	~	ATV310HU40N4E	On Request
7.5	5.5	16	12.6	~	ATV310HU55N4E	On Request
11	7.5	22.8	17	~	ATV310HU75N4E	On Request
15	11	30	24	~	ATV310HD11N4E	On Request
18	15	36	33	~	ATV310HD15N4E	On Request
22	18	43	39	~	ATV310HD18N4E	On Request
30	22	60	46	~	ATV310HD22N4E	On Request
18	15	36	33	~	ATV310HD15N4EF	On Request
22	18	43	39	~	ATV310HD18N4EF	On Request
30	22	60	46	~	ATV310HD22N4EF	On Request

\*F refer to inbuilt EMC

Please contact Customer care center for Stockable and Non stockable status of references.

NORMAL STOCK ITEMS

W.E.F. February 03<sup>rd</sup>, 2025



# Automation and control made easy

Easy Altivar™ 610 variable speed drives.

Easy Altivar™ 610 variable speed drives for three-phase synchronous motors address the challenges faced by new economies. They are fit for purpose at affordable prices with no compromise on ease of use, robustness, and availability – the core values supported by a worldwide leader in automation.



Water & wastewater



Oil & gas



Constant, negative pressure water supply



Building



Power



Other OEM



#### Fit for purpose

- Optimized control system
- Multi-pump control function
- Harmonic mitigation solution

#### Designed for easiness

- Easy to install
- Easy to set up and use
- Easy to maintain

#### Strong on robustness

- Robust design for harsh environments
- Ever higher protection and performance

#### Always available

- Wide availability
- Worldwide technical assistance

Contact with Schneider Electric sales for country of origin.

[se.com/easyaltivar610](http://se.com/easyaltivar610)



# Easy Altivar™ 610

## Now available upto 460V

### Main features

**Power range:**  
0.75 to 315kW

**Main voltage range:**  
380~460V, 3 phase, -15 to +10%

**Overload capability:**  
ND: 110% 60s; 120% 20s;  
HD: 150% 60s

**EMC:**  
C3 level filter embedded

**Harmonics:**  
DC choke embedded (above 4kW)

**Protection:**  
IP20

**Operation temperature:**  
-15°C to +60°C (derating above  
+45°C)

**Motor control law:**  
Asy motor: V/f 2 pts; V/f 5 pts;  
UF quad; energy saving



### Control I/O

**Control terminal:**

- Analog input: 3
- Analog output: 2
- Digital input: 6
- Relay output: 3

**Communication:**

- Modbus embedded;
- option: Profibus DP



### Display terminal

**Basic keypad (standard)**

- LCD backlight, removable
- 2 lines, 6 languages
- Configuration save
- Easy mounting kit (Ø22mm)



For more information and product references visit

[se.com/easyaltivar610](http://se.com/easyaltivar610)

**Altivar™ 610: Drives for pumps and fans from 0.75 to 315 kW**

Now available upto 460V



- Compact size: simplicity of integration and reduction of the size of the enclosures
- Electronic cards with protective coating
- Operation temperature: -10...+60°C
- IP40 protection level on the top of the product
- Typical multi-pump configuration without PLC
- 7 preprogrammed function blocks cover 90% of the pump and fan applications
- Colored control circuit terminals to avoid misuse

ND	kW		Max. continuous current(A)		Reference	Unit MRP [₹]
	ND	HD	ND	HD		
<b>Three phase-Supply Voltage: 380...460V</b>						
4		3	9.3	7.2	ATV610U40N4	On Request
5.5		4	12.7	9.3	ATV610U55N4	On Request
7.5		5.5	15.8	12.7	ATV610U75N4	On Request
11		7.5	23.5	16.5	ATV610D11N4	On Request
15		11	31.7	23.5	ATV610D15N4	On Request
18.5		15	39.2	31.7	ATV610D18N4	On Request
22		18.5	46.3	39.2	ATV610D22N4	On Request
30		22	61.5	46.3	ATV610D30N4	On Request
37		30	74.5	59.6	ATV610D37N4	On Request
45		37	88	74.5	ATV610D45N4	On Request
55		45	106	88	ATV610D55N4	On Request
75		55	145	106	ATV610D75N4	On Request
90		75	173	145	ATV610D90N4	On Request
110		90	211	173	ATV610C11N4	On Request
132		110	250	211	ATV610C13N4	On Request
160		132	302	250	ATV610C16N4	On Request
220 <small>NEW</small>		160	~	~	ATV610C22N4*	On Request
250 <small>NEW</small>		220	~	~	ATV610C25N4*	On Request
315 <small>NEW</small>		250	~	~	ATV610C31N4*	On Request

Note: \*Range Extension

**Altivar™ 212: Drives for HVAC, 3-phase Asynchronous Motors**

from 0.75 to 75 kW



- Embedded communication Modbus, Apogee FLN P1, Metasys N2, BacNet
- More Friendly simplicity & comfort with Universal Graphic Keypad
- Low Harmonics Emissions: Low THDI = 30%
- EMC Immunity Protection & Noise reductions
- AHRI Approved
- N4Z without display, VW3A1111 advance display to be ordered seperately

kW	Max. continuous current(A)	Reference	Unit MRP [₹]
<b>Three phase-Supply Voltage: 380...480V</b>			
0.75	2.2	ATV212H075N4	On Request
1.5	3.7	ATV212HU15N4	On Request
2.2	5.1	ATV212HU22N4	On Request
3	7.2	ATV212HU30N4	On Request
4	9.1	ATV212HU40N4	On Request
5.5	12	ATV212HU55N4	On Request
7.5	16	ATV212HU75N4	On Request
11	22.5	ATV212HD11N4	On Request
15	30.5	ATV212HD15N4	On Request
18.5	37	ATV212HD18N4	On Request
22	43.5	ATV212HD22N4	On Request
30	58.5	ATV212HD30N4	On Request
37	79	ATV212HD37N4	On Request
45	94	ATV212HD45N4	On Request
55	116	ATV212HD55N4	On Request
75	160	ATV212HD75N4	On Request

Please contact Customer care center for Stockable and Non stockable status of references.


NORMAL STOCK ITEMS

W.E.F. February 03<sup>rd</sup>, 2025

Machine Drives

Altivar™ 320: Drives for Synchronous and Asynchronous Motors from 0.18 to 22 kW (0.25 to 30 Hp)


Altivar™ 320 Power extension



Product selector for ATV320



EcoStruxure™ Motor Control Configurator



EcoStruxure™ Motor Management Design

- Cost Saving: Optimized Space and Time
- Solution Oriented: ATV Logic, Ready for automation integration
- Ambient temperature: 50deg C w/o deration
- Safety embedded as standard (STO SIL3)
- Possibility to connect a graphic terminal as option (Basic & Advanced)
- Modbus & Can Open as standard
- Protection against harsh environment 3C3 class

kW	Max. continuous current(A)	Reference	Unit MRP [₹]
<b>Single phase-Supply Voltage: 200...240V</b>			
0.18	1.5	ATV320U02M2C	On Request
0.37	3.3	ATV320U04M2C	On Request
0.55	3.7	ATV320U06M2C	On Request
0.75	4.8	ATV320U07M2C	On Request
1.1	6.9	ATV320U11M2C	On Request
1.5	8	ATV320U15M2C	On Request
2.2	11	ATV320U22M2C	On Request
<b>Three phase-Supply Voltage: 200...240V</b>			
1.5	8	ATV320U15M3C	On Request
4	17.5	ATV320U40M3C	On Request
5.5	27.5	ATV320U55M3C	On Request
7.5	33	ATV320U75M3C	On Request
11	54	ATV320D11M3C	On Request
15	66	ATV320D15M3C	On Request
<b>Three phase-Supply Voltage: 380...500V (COMPACT)</b>			
0.37	1.5	ATV320U04N4C	On Request
0.55	1.9	ATV320U06N4C	On Request
0.75	2.3	ATV320U07N4C	On Request
1.1	3	ATV320U11N4C	On Request
1.5	4.1	ATV320U15N4C	On Request
2.2	5.5	ATV320U22N4C	On Request
3	7.1	ATV320U30N4C	On Request
4	9.5	ATV320U40N4C	On Request
5.5	14.3	ATV320U55N4C	On Request
7.5	17	ATV320U75N4C	On Request
11	27.7	ATV320D11N4C	On Request
15	33	ATV320D15N4C	On Request
18.5 <small>NEW</small>	~	ATV320D18N4C**	On Request
22 <small>NEW</small>	~	ATV320D22N4C**	On Request
<b>Three phase-Supply Voltage: 380...500V (BOOK)</b>			
0.4	1.5	ATV320U04N4B	On Request
0.6	1.9	ATV320U06N4B	On Request
0.8	2.3	ATV320U07N4B	On Request
1.1	3	ATV320U11N4B	On Request
1.5	4.1	ATV320U15N4B	On Request
2.2	5.5	ATV320U22N4B	On Request
3	7.1	ATV320U30N4B	On Request
4	9.5	ATV320U40N4B	On Request
5.5	14.3	ATV320U55N4B	On Request
7.5	17	ATV320U75N4B	On Request
11	27.7	ATV320D11N4B	On Request
15	33	ATV320D15N4B	On Request
<b>Three phase-Supply Voltage: 380...500V, IP66</b>			
0.37	1.5	ATV320U04N4W*	On Request
0.55	1.9	ATV320U06N4W*	On Request
0.75	2.3	ATV320U07N4W*	On Request
1.1	3	ATV320U11N4W*	On Request
1.5	4.1	ATV320U15N4W*	On Request
2.2	5.5	ATV320U22N4W*	On Request
3	7.1	ATV320U30N4W*	On Request
4	9.5	ATV320U40N4W*	On Request
5.5	14.3	ATV320U55N4W*	On Request
7.5	17	ATV320U75N4W*	On Request

**Note:** \*\*Range Extension  
 References ending with B are BOOK type & Reference ending with C are COMPACT type.  
 References ending with N4W\* are IP66.

Please contact Customer care center for Stockable and Non stockable status of references.

NORMAL STOCK ITEMS



# Altivar ATV320 Solar Drive

0.37 to 15 kW (0.5 to 20 HP)



## Unique features

Altivar Solar variable speed drive for pump is compatible with a wide range of pumps and solar arrays which is helps reducing the number of components, increasing the reliability and service life of the installation and adjusting the pump flow to the availability of the energy.

The Altivar Solar ATV320 drive is a robust, simple to commission, and easy to integrate for pumping applications. The drive embeds solar specific functions to address advance application requirements and improve pump performance. These functions ensure more pump availability while reducing the total system cost.



## Applications



Irrigation of land



Domestic water supply



Fish farming



Livestock



Swimming pool



Fountain



## Altivar Machine ATV320 Solar Machine Drives



- Maximize production efficiency
- Reduce OPEX
- Easy scalability of automation system
- Future-ready solution for Industry 4.0
- Improve system power quality with a low investment
- Improve the functional safety, integration, and performance of applications
- Optimize maintenance costs and drive service life has context menu

The Altivar ATV320 Solar is a variable speed drive for three-phase asynchronous and synchronous motors from 0.37 kW/0.5 HP to 15 kW/20 HP.

kW	Motor HP	Max Continuous output current A	Reference	Unit MRP [₹]
<b>Single-phase supply voltage (AC): 200...240 V 50/60 Hz, with integrated EMC filter (2) (3), DC Input Voltage : 150-374 VDC.(VOC=374 VDC max)</b>				
0.37	0.5	3.3	ATV320U04M2C412	On Request
0.55	0.75	3.7	ATV320U06M2C412	On Request
0.75	1	4.8	ATV320U07M2C412	On Request
1.1	1.5	6.9	ATV320U11M2C412	On Request
1.5	2	8	ATV320U15M2C412	On Request
2.2	3	11	ATV320U22M2C412	On Request
<b>Three-phase supply voltage (AC): 200...240 V 50/60 Hz, without integrated EMC filter, DC Input Voltage : 150-374 VDC.(VOC=374 VDC max)</b>				
3	4	13.7	ATV320U30M3C412	On Request
4	5	17.5	ATV320U40M3C412	On Request
5.5	7.5	27.5	ATV320U55M3C412	On Request
7.5	10	33	ATV320U75M3C412	On Request
11	15	54	ATV320D11M3C412	On Request
15	20	66	ATV320D15M3C412	On Request
<b>Three-phase supply voltage (AC): 380...500 V 50/60 Hz, with integrated EMC filter (2) (3), DC Input Voltage : 280-778 VDC.(VOC=778 VDC max)</b>				
0.37	0.5	1.5	ATV320U04N4C412	On Request
0.55	0.75	1.9	ATV320U06N4C412	On Request
0.75	1	2.3	ATV320U07N4C412	On Request
1.1	1.5	3	ATV320U11N4C412	On Request
1.5	2	4.1	ATV320U15N4C412	On Request
2.2	3	5.5	ATV320U22N4C412	On Request
3	4	7.1	ATV320U30N4C412	On Request
4	5	9.5	ATV320U40N4C412	On Request
5.5	7.5	14.3	ATV320U55N4C412	On Request
7.5	10	17	ATV320U75N4C412	On Request
11	15	27.7	ATV320D11N4C412	On Request
15	20	33	ATV320D15N4C412	On Request

Please contact Customer care center for Stockable and Non stockable status of references.

NORMAL STOCK ITEMS

W.E.F. February 03<sup>rd</sup>, 2025



# Altivar™ The next SMART manufacturing era

Altivar™ Machine ATV340, innovative  
variable speed drives for high-performance machines

The Altivar™ Machine ATV340\* drive is robust for high overloads, offering safety, various communication protocols, and cutting-edge motor control solution for machine builders.

Traditional machine design is challenged by the smart manufacturing approach. Changing times require innovative features such as the native Ethernet based - Fast Device Replacement. It gives machine operators a seamless service approach. The embedded encoder is compatible with asynchronous and synchronous motors in closed-loop control applications and the load-sharing master/slave configuration makes ATV340 a SMART manufacturing success.

\* From 1 HP to 100 HP in heavy duty with 3-phase supply voltage from 380 to 480 V.



# High performance in material handling, material working and hoisting

The ATV340 improves the capabilities and availability of high-performance machines while reducing build costs thanks to:

- **Superior machine performance.** With a maximum torque availability of 1.8 In and optimized speed bandwidth of up to 400 Hz, the ATV 340 is ideal for dynamic applications with rapid acceleration. Its frequency inverters can handle high overloads in demanding applications up to 220% nominal torque.
- **Faster reaction time.** A combination of fast application reaction time with a minimum 1 ms task cycle and Ethernet connectivity maximizes your machine throughput.
- **Simplified machine engineering.** Built-in multiprotocol (Ethernet, Modbus, SERCOS) a variety of interfaces, an embedded encoder and integrated application functions offer maximum flexibility in design. Remote monitoring via the embedded web server enables predictive maintenance. EcoStruxure™ Machine & FDR allow faulty device replacement service with short time machine recovery.
- **Reduced design time.** Complete project replication is possible with one-button auto-tuning for motor identification and supports efficient machine commissioning and production. Additionally, ready-to-use Tested, Validated, and Documented Architectures (TDVAs) and SoMachine software facilitate seamless automation integration.
- **Comprehensive functional safety and cyber security.** With embedded STO (SIL3) and a full range of safety functions (SS1, SLS, SMS, SBC, GDL), the ATV340 is compliant with machine related safety standards EN ISO 13849-1 and EN 62061. The ATV340 also has Achilles level 2 cyber-security certification to protect people and assets while ensuring continuity of service.
- **Robust.** In harsh environments with high levels of dust and vibration and operating temperatures up to 60°C. Due to high IGBT and thermal dissipation efficiency, it allows additional 40% of rated current taking motor power to 130kW under normal duty operation.

**220%**  
Nominal torque

**1 ms**  
Application cycle time



**Modular and Ethernet version** with different application approach



**Optional Safety card offers for high-end safety functions**

Safe Stop 1 (SS1)  
Safe Limited Speed (SLS)  
Safe Maximum Speed (SMS)  
Safe Brake Control (SBC)  
Guard Door Lock (GDL)



**High power Safety solution** (up to 75kW), Safety card and additional module support

For more information and product references visit

## Altivar™ 340: Drives with innovative variable speed drives for high-performance machines upto 75kW



- Reduced requirement for additional devices thanks to rich interfaces, I/Os, and PTIs/PTOs, and an embedded encoder
- 5 DI +2 (DI/DO);2 RO ;2 AI ;1 AO
- 30kW...75kW : 8 DI ;1DO ;3RO ;3AI ;2AO
- DC choke inbuilt from 30kW and above
- Heavy duty 150%In for 60sec & 180%In for 2sec
- Embedded STO SIL3
- On board A/B/I & SinCos 1Vpp encoder
- Chemical class for harsh environment 3C3
- High-speed native multi-Ethernet connectivity – real-time communication
- 1 ms application cycle time

ATV340 Modular Drive: Power & Supply Voltage: 0.75 – 22 kW & 400/480 V three phase

ATV340 Ethernet Drive(ATV340\*\*\*N4E): Power & Supply Voltage: 0.75 – 75 kW & 400/480 V three phase

ND	kW		Max. continuous current (A)		Reference	Unit MRP [₹]
	ND	HD	ND	HD		
<b>Three phase-Supply Voltage: 380...480V (Modular)</b>						
1.1		0.75	2.8	2.2	ATV340U07N4	On Request
2.2		1.5	5.6	4	ATV340U15N4	On Request
3		2.2	7.2	5.6	ATV340U22N4	On Request
4		3	9.3	7.2	ATV340U30N4	On Request
5.5		4	12.7	9.3	ATV340U40N4	On Request
7.5		5.5	16.5	12.7	ATV340U55N4	On Request
11		7.5	24	16.5	ATV340U75N4	On Request
15		11	32	24	ATV340D11N4	On Request
18.5		15	39	32	ATV340D15N4	On Request
22		18.5	46	39	ATV340D18N4	On Request
30		22	62	46	ATV340D22N4	On Request
<b>Three phase-Supply Voltage: 380...480V (With Ethernet)</b>						
1.1		0.75	2.8	2.2	ATV340U07N4E	On Request
2.2		1.5	5.6	4	ATV340U15N4E	On Request
3		2.2	7.2	5.6	ATV340U22N4E	On Request
4		3	9.3	7.2	ATV340U30N4E	On Request
5.5		4	12.7	9.3	ATV340U40N4E	On Request
8		5.5	16.5	12.7	ATV340U55N4E	On Request
11		8	24	16.5	ATV340U75N4E	On Request
15		11	32	24	ATV340D11N4E	On Request
18.5		15	39	32	ATV340D15N4E	On Request
22		18.5	46	39	ATV340D18N4E	On Request
30		22	62	46	ATV340D22N4E	On Request
37		30	74.5	61.5	ATV340D30N4E	On Request
45		37	88	74.5	ATV340D37N4E	On Request
55		45	106	88	ATV340D45N4E	On Request
75		55	145	106	ATV340D55N4E	On Request
90		75	173	145	ATV340D75N4E	On Request

\*ATV340 display is optional - VW3A1113



# Altivar™ Process Drives

How do you benefit from Altivar™ Process's application expertise?



ROD PUMPS



MIXERS



HOISTING

## ATV900

- DC Bus sharing and 4Q apps. using ATV980/990
- Control all types of synchronous motors as well as async. motors in open or closed loop,
- Manage master/slave apps such as conveyor with multi drive link
- Increase asset life using dedicated hoisting, PCP/ESP and rod pump applications functions

Demanding Applications



## ATV600

- Monitor energy consumption, energy based KPIs with 95% accuracy
- Monitor pump operation state and efficiency (BEP)
- Control multi pump applications in WWW & F&B environments with
- Dedicated motor & asset protection functions such as pump and pipe protection

Fluid & Gas Applications



FANS



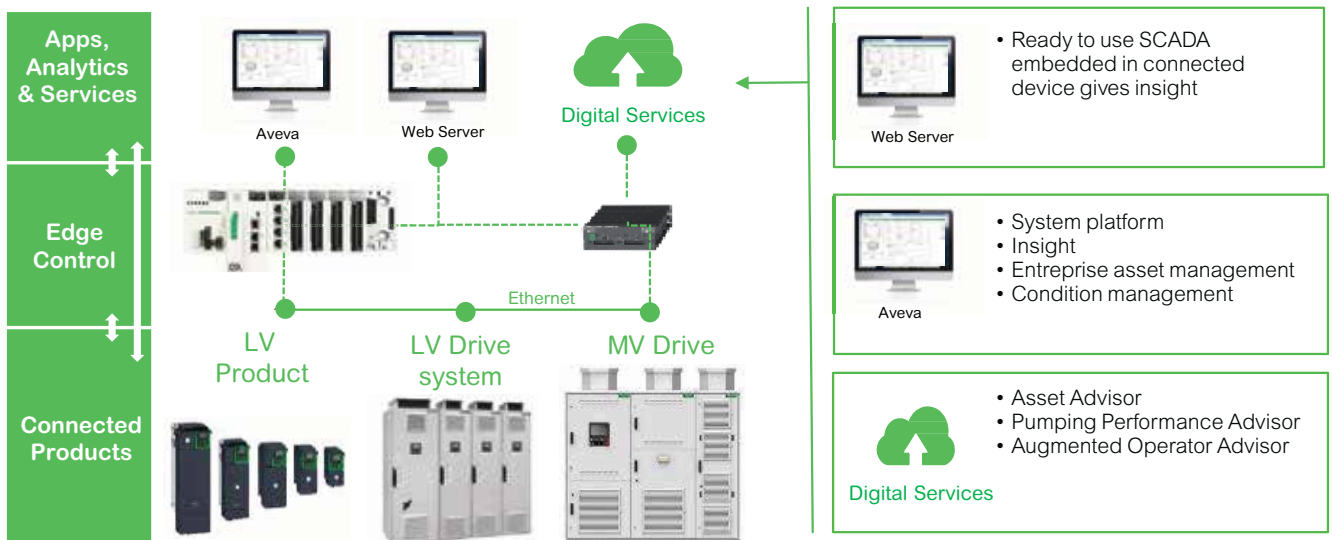
CENTRIF. PUMPS



COMPRESSORS

## Motor's Data Flow within EcoStruxure

### EcoStruxure™ Innovation At Every Level



Please contact Customer care center for Stockable and Non stockable status of references.

☑ NORMAL STOCK ITEMS

W.E.F. February 03<sup>rd</sup>, 2025

# Altivar™ Process Drives for industrial utility applications

Altivar™ process drives deliver added-value services to enable business and process optimization through improved life cycle asset management and optimized energy consumption. Designed to assist OEMs, system integrators, and industrial process owners, Altivar™ process drives improve process performance by enabling full information and operational technology convergence. Embedded PlantStruxure™ and Foxboro™ Evo architectures simplify system integration.



## Water applications

- Booster pumps
- Lift station pumps
- Desalination pumps
- Water supply pumps
- Water suction pumps
- Progressing cavity pumps
- Influent and effluent pumps
- Secondary clean water pumps



## Oil & Gas applications

- Rod pumps
- Feed pumps
- Pipeline, booster, and unloading pumps
- Water injection pumps
- Reciprocating and centrifugal compressors
- Progressing cavity pumps
- Electric submersible pumps



## Mining & Metals applications

- Rod pumps
- Feed pumps
- Pipeline, booster, and unloading pumps
- Water injection pumps
- Reciprocating and centrifugal compressors
- Progressing cavity pumps
- Electric submersible pumps



	Altivar 630	Altivar 650	Altivar 930	Altivar 950
<b>Voltage</b>	480	480	480	480
<b>kW</b>	0.75 – 315 kW	0.75 – 90 kW	0.75 – 315 kW	0.75 – 90 kW
<b>Enclosure</b>	UL Type 1 Heatsink kit option: 125 – 250 hp	UL Type 12	UL Type 1 Heatsink kit option: 125 – 250 hp	UL Type 12
<b>Application functions</b>	Multi-pump control, > 30 pump functions, fans, and simple material handling	Multi-pump control, > 30 pump functions, fans, and simple material handling	Load share, master slave, safety inputs, dynamic braking	Master slave, safety inputs, dynamic braking
<b>Performance</b>	Normal or heavy duty	Normal or heavy duty	High-torque capacity encoder options, dual Ethernet ports	High-torque capacity encoder options, dual Ethernet ports

Contact with Schneider Electric sales for country of origin.

Please contact Customer care center for Stockable and Non stockable status of references.

NORMAL STOCK ITEMS



W.E.F. February 03<sup>rd</sup>, 2025

## Altivar™ Process ATV630 : Variable Speed I IOT Drive dedicated to process

Industry and Utilities (Pump & Fan) from 0.75 kW to 315 kW.



- Alfa-numeric and graphical display to monitor trends and values
- Inbuilt features dedicated for Pump eg. Pump Curves, Pipe fill, Anti Jam, Pipe cleaning etc
- Calculative power consumption with respect to flow (kwh/m<sup>3</sup>)
- VFD designed for 50 deg C without derating.
- In Built choke & EMC Filter
- Integrated Modbus & Modbus TCP/IP (Ethernet)
- Web server inbuilt
- Ethernet & Modbus in Built
- QR code feature in built to get documents access on line and register service request directly from QR code.



ND	kW		Max. continuous current (A)		Reference	Unit MRP [₹]
	ND	HD	ND	HD		
<b>Three phase-Supply Voltage:380...480V (IP21)</b>						
0.75		0.37	2.2	1.5	ATV630U07N4	On Request
1.5		0.75	4	2.2	ATV630U15N4	On Request
2.2		1.5	5.6	4	ATV630U22N4	On Request
3		2.2	7.2	5.6	ATV630U30N4	On Request
4		3	9.3	7.2	ATV630U40N4	On Request
5.5		4	12.7	9.3	ATV630U55N4	On Request
7.5		5.5	16.5	12.7	ATV630U75N4	On Request
11		7.5	23.5	16.5	ATV630D11N4	On Request
15		11	31.7	23.5	ATV630D15N4	On Request
18.5		15	39.2	31.7	ATV630D18N4	On Request
22		18.5	46.3	39.2	ATV630D22N4	On Request
30		22	61.5	46.3	ATV630D30N4	On Request
37		30	74.5	61.5	ATV630D37N4	On Request
45		37	88	74.5	ATV630D45N4	On Request
55		45	106	88	ATV630D55N4	On Request
75		55	145	106	ATV630D75N4	On Request
90		75	173	145	ATV630D90N4	On Request
110		90	211	173	ATV630C11N4	On Request
132		110	250	211	ATV630C13N4	On Request
160		132	302	250	ATV630C16N4	On Request
220		160	427	302	ATV630C22N4	On Request
250		220	481	387	ATV630C25N4	On Request
315		250	616	481	ATV630C31N4	On Request
<b>Three phase-Supply Voltage: 380...480V (IP55)</b>						
0.75		0.37	2.2	1.5	ATV650U07N4	On Request
1.5		0.75	4	2.2	ATV650U15N4	On Request
2.2		1.5	5.6	4	ATV650U22N4	On Request
3		2.2	7.2	5.6	ATV650U30N4	On Request
4		3	9.3	7.2	ATV650U40N4	On Request
5.5		4	12.7	9.3	ATV650U55N4	On Request
7.5		5.5	16.5	12.7	ATV650U75N4	On Request
11		7.5	23.5	16.5	ATV650D11N4	On Request
15		11	31.7	23.5	ATV650D15N4	On Request
18.5		15	39.2	31.7	ATV650D18N4	On Request
22		18.5	46.3	39.2	ATV650D22N4	On Request
30		22	61.5	46.3	ATV650D30N4	On Request
37		30	74.5	61.5	ATV650D37N4	On Request
45		37	88	74.5	ATV650D45N4	On Request
55		45	106	88	ATV650D55N4	On Request
75		55	145	106	ATV650D75N4	On Request
90		75	173	145	ATV650D90N4	On Request

N4Z without display, VW3A1111 advance display to be ordered separately

Please contact Customer care center for Stockable and Non stockable status of references.

NORMAL STOCK ITEMS

## Altivar™ Process ATV930: Variable speed drives dedicated to constant torque application

with excellent motor control and connectivity capabilities (0.75kW to 315kW)



- Alfa-numeric and graphical display to monitor trends and values.
- Calculative power consumption with respect to flow (kwh/m<sup>3</sup>).
- VFD designed for 50 deg C without derating.
- In Built choke & EMC Filter
- Integrated Modbus & dual Ethernet port
- Web server in built
- Macro configuration of hoisting & conveyor are available
- Ethernet & Modbus in Built
- QR code feature in built to get documents access on line and register service request directly from QR code.



ND	kW		Max. continuous current (A)		Reference	Unit MRP [₹]
	ND	HD	ND	HD		
<b>Three phase-Supply Voltage: 380...480V (IP21)</b>						
0.75	0.37		2.2	1.5	ATV930U07N4	On Request
1.5		0.75	4	2.2	ATV930U15N4	On Request
2.2		0.75	5.6	4	ATV930U22N4	On Request
3		1.5	7.2	5.6	ATV930U30N4	On Request
4		2.2	9.3	7.2	ATV930U40N4	On Request
5.5		3	12.7	9.3	ATV930U55N4	On Request
7.5		4	16.5	12.7	ATV930U75N4	On Request
11		5.5	23.5	16.5	ATV930D11N4	On Request
15		7.5	31.7	23.5	ATV930D15N4	On Request
18.5		15	39.2	31.7	ATV930D18N4	On Request
22		18.5	46.3	39.2	ATV930D22N4	On Request
30		22	61.5	46.3	ATV930D30N4	On Request
37		30	74.5	61.5	ATV930D37N4	On Request
45		37	88	74.5	ATV930D45N4	On Request
55		45	106	88	ATV930D55N4C*	On Request
55		45	106	88	ATV930D55N4	On Request
75		55	145	106	ATV930D75N4C*	On Request
75		55	145	106	ATV930D75N4	On Request
90		75	173	145	ATV930D90N4C*	On Request
90		75	173	145	ATV930D90N4	On Request
110		90	211	173	ATV930C11N4C*	On Request
110		90	211	173	ATV930C11N4	On Request
132		110	250	211	ATV930C13N4C*	On Request
132		110	250	211	ATV930C13N4	On Request
160		132	302	250	ATV930C16N4C*	On Request
160		132	302	250	ATV930C16N4	On Request
220		160	427	302	ATV930C22N4C*	On Request
220		160	427	302	ATV930C22N4	On Request
250		200	481	387	ATV930C25N4C*	On Request
315		250	616	481	ATV930C31N4C*	On Request
<b>Three phase-Supply Voltage: 380...480V (IP55)</b>						
0.75	0.37		2.2	1.5	ATV950U07N4	On Request
1.5		0.75	4	2.2	ATV950U15N4	On Request
2.2		0.75	5.6	4	ATV950U22N4	On Request
3		1.5	7.2	5.6	ATV950U30N4	On Request
4		2.2	9.3	7.2	ATV950U40N4	On Request
5.5		3	12.7	9.3	ATV950U55N4	On Request
7.5		4	16.5	12.7	ATV950U75N4	On Request
11		5.5	23.5	16.5	ATV950D11N4	On Request
15		7.5	31.7	23.5	ATV950D15N4	On Request
18.5		15	39.2	31.7	ATV950D18N4	On Request
22		18.5	46.3	39.2	ATV950D22N4	On Request
30		22	61.5	46.3	ATV950D30N4	On Request
37		30	74.5	61.5	ATV950D37N4	On Request
45		37	88	74.5	ATV950D45N4	On Request
55		45	106	88	ATV950D55N4	On Request
75		55	145	106	ATV950D75N4	On Request
90		75	173	145	ATV950D90N4	On Request

\*Reference ending with 'C' is without braking unit  
N4Z without display, VW3A1111 advance display to be ordered separately

Please contact Customer care center for Stockable and Non stockable status of references.

NORMAL STOCK ITEMS



## Altivar™ Process Modular ATV6XX/9XX LV Variable Speed Drive

Altivar™ Process Modular 110kW to 1200kW, 415V & 690V  
**\*Coming Soon upto 2.6 MW**

**The Altivar™ Process is the first services-oriented Low Voltage & Medium Voltage Drives allowing End Users with its energy management services and assets management capabilities, to:**

- Measure their plant's energy consumption
- Control process equipment at its best efficiency
- Implement real-time asset management and predictive maintenance
- The Altivar™ Process Modular complete the Altivar Process line-up with a solution to address high end applications.
- The Altivar™ Process Modular offer partners capability to:
  - Lower inventories mix while providing flexibility for faster deliveries.
  - Standardized design and manufacturing processes of systems drives
  - Gain efficiency in servicing endcustomer
- Available in 48% THDi or with 3-level AFE design that is lower than 3% THDi and with less stress on motors.

Standard Offer

Drive Ratings For 380...480 V

Normal Duty - 400 V

Modular Single Drive	Nominal Power kW	Power Part Supply		Drive (output)			Unit MRP [₹]
		Input Current At 400 Vac	Apparent Power	Nominal Current (1)	Max. Transient current (1)		
		A	kVA	A	ATV600 (2)	ATV900 (3)	
ATV•A0C11Q4	110	198	137	211	232	253	On Request
ATV•A0C13Q4	132	233	161	250	275	300	On Request
ATV•A0C16Q4	160	278	193	302	332	362	On Request
ATV•A0C20Q4	200	352	244	370	407	444	On Request
ATV•A0C25Q4	250	432	299	477	525	572	On Request
ATV•A0C31Q4	315	538	373	590	649	708	On Request
ATV•A0C35Q4	355	611	423	660	726	792	On Request
ATV•A0C40Q4	400	681	472	730	803	876	On Request
ATV•A0C45Q4	450	764	529	830	913	996	On Request
ATV•A0C50Q4	500	846	586	900	990	1,080	On Request
ATV•A0C56Q4	560	948	657	1,020	1,122	1,224	On Request
ATV•A0C63Q4	630	1,058	733	1,140	1,254	1,368	On Request
ATV•A0C71Q4	710	1,192	826	1,260	1,386	1,512	On Request
ATV•A0C80Q4	800	1,335	925	1,420	1,562	1,704	On Request
ATV•A0M10Q4	1000	1,692	1172	1,770	1,947	2,124	On Request

Heavy Duty - 400 V

Modular Single Drive	Nominal Power kW	Power Part Supply		Drive (output)			Unit MRP [₹]
		Input Current At 400 Vac	Apparent Power	Nominal Current (1)	Max. Transient current (1) (2)		
		A	kVA	A	ATV600	ATV900	
ATV•A0C11Q4	90	167	116	173	260	260	On Request
ATV•A0C13Q4	110	198	137	211	317	317	On Request
ATV•A0C16Q4	132	233	161	250	375	375	On Request
ATV•A0C20Q4	160	290	201	302	453	453	On Request
ATV•A0C25Q4	200	353	245	370	555	555	On Request
ATV•A0C31Q4	250	432	299	477	716	716	On Request
ATV•A0C35Q4	280	489	339	520	780	780	On Request
ATV•A0C40Q4	315	545	378	590	885	885	On Request
ATV•A0C45Q4	355	611	423	660	990	990	On Request
ATV•A0C50Q4	400	681	472	730	1,095	1,095	On Request
ATV•A0C56Q4	450	767	531	830	1,245	1,245	On Request
ATV•A0C63Q4	500	849	588	900	1,350	1,350	On Request
ATV•A0C71Q4	560	951	659	1,020	1,530	1,530	On Request
ATV•A0C80Q4	630	1,061	735	1,140	1,710	1,710	On Request
ATV•A0M10Q4	800	1,246	950	1,420	2,130	2,130	On Request

Normal Duty - 690 V

Modular Single Drive	Nominal Power kW	Power Part Supply		Drive (output)			Unit MRP [₹]
		Input Current At 690 Vac	Apparent Power	Nominal Current (1)	Max. Transient current (1)		
		A	kVA	A	ATV600 (2)	ATV900 (3)	
ATV•A0C11Q6	110	118	141	125	138	150	On Request
ATV•A0C13Q6	132	138	165	145	160	174	On Request
ATV•A0C16Q6	160	163	195	175	193	210	On Request
ATV•A0C20Q6	200	200	239	215	237	258	On Request
ATV•A0C25Q6	250	255	305	275	303	330	On Request
ATV•A0C31Q6	315	316	378	340	374	408	On Request
ATV•A0C40Q6	400	394	471	425	468	510	On Request
ATV•A0C50Q6	500	495	592	520	572	624	On Request
ATV•A0C63Q6	630	615	735	650	715	780	On Request
ATV•A0C80Q6	800	776	927	830	913	996	On Request
ATV•A0M10Q6	1,000	969	1,158	1,030	1,133	1,236	On Request
ATV•A0M12Q6	1,200	1,161	1,388	1,230	1,353	1,476	On Request

Please contact Customer care center for Stockable and Non stockable status of references.

NORMAL STOCK ITEMS

W.E.F. February 03<sup>rd</sup>, 2025

Heavy Duty - 690 V

Modular Single Drive	Nominal Power kW	Power Part Supply		Drive (output)			Unit MRP [₹]
		Input Current At 690 Vac	Apparent Power	Nominal Current (1)	Max. Transient current (1) (2)		
		A	kVA	A	ATV600 A	ATV900 A	
ATV•A0C11Q6	90	100	120	105	158	158	On Request
ATV•A0C13Q6	110	118	141	125	188	188	On Request
ATV•A0C16Q6	132	138	165	145	218	218	On Request
ATV•A0C20Q6	160	163	195	175	263	263	On Request
ATV•A0C25Q6	200	211	252	215	323	323	On Request
ATV•A0C31Q6	250	255	305	275	413	413	On Request
ATV•A0C40Q6	315	316	378	340	510	510	On Request
ATV•A0C50Q6	400	401	479	425	638	638	On Request
ATV•A0C63Q6	500	495	592	520	780	780	On Request
ATV•A0C80Q6	630	619	740	650	975	975	On Request
ATV•A0M10Q6	800	779	931	830	1,245	1,245	On Request
ATV•A0M12Q6	1,000	971	1,160	1,030	1,545	1,545	On Request

LH/Regen offer

Normal Duty - 400 V

Modular Single Drive	Nominal Power kW	Power Part Supply		Drive (output)			Unit MRP [₹]
		Input Current At 400 Vac	Apparent Power	Nominal Current (1)	Max. Transient current (1)		
		A	kVA	A	ATV600 (2) A	ATV900 (3) A	
ATV•B0C11Q4	110	175	121	211	232	253	On Request
ATV•B0C13Q4	132	208	144	250	275	300	On Request
ATV•B0C16Q4	160	252	174	302	332	362	On Request
ATV•B0C20Q4	200	313	217	370	407	444	On Request
ATV•B0C25Q4	250	389	270	477	525	572	On Request
ATV•B0C31Q4	315	491	340	590	649	708	On Request
ATV•B0C35Q4	355	553	383	660	726	792	On Request
ATV•B0C40Q4	400	620	429	730	803	876	On Request
ATV•B0C45Q4	450	697	483	830	913	996	On Request
ATV•B0C50Q4	500	775	537	900	990	1,080	On Request
ATV•B0C56Q4	560	868	601	1,020	1,122	1,224	On Request
ATV•B0C63Q4	630	971	673	1,140	1,254	1,368	On Request
ATV•B0C71Q4	710	1,094	758	1,260	1,386	1,512	On Request
ATV•B0C80Q4	800	1,227	850	1,420	1,562	1,704	On Request
ATV•B0M10Q4	1000	1,550	1074	1,770	1,947	2,124	On Request

Heavy Duty - 400 V

Modular Single Drive	Nominal Power kW	Power Part Supply		Drive (output)			Unit MRP [₹]
		Input Current At 400 Vac	Apparent Power	Nominal Current (1)	Max. Transient current (1) (2)		
		A	kVA	A	ATV600 A	ATV900 A	
ATV•B0C11Q4	90	144	100	173	260	260	On Request
ATV•B0C13Q4	110	174	121	211	317	317	On Request
ATV•B0C16Q4	132	208	144	250	375	375	On Request
ATV•B0C20Q4	160	252	174	302	453	453	On Request
ATV•B0C25Q4	200	313	217	370	555	555	On Request
ATV•B0C31Q4	250	389	270	477	716	716	On Request
ATV•B0C35Q4	280	436	302	520	780	780	On Request
ATV•B0C40Q4	315	491	340	590	885	885	On Request
ATV•B0C45Q4	355	553	383	660	990	990	On Request
ATV•B0C50Q4	400	620	429	730	1,095	1,095	On Request
ATV•B0C56Q4	450	697	483	830	1,245	1,245	On Request
ATV•B0C63Q4	500	775	537	900	1,350	1,350	On Request
ATV•B0C71Q4	560	868	601	1,020	1,530	1,530	On Request
ATV•B0C80Q4	630	971	673	1,140	1,710	1,710	On Request
ATV•B0M10Q4	800	1,227	859	1,420	2,130	2,130	On Request

Please contact Customer care center for Stockable and Non stockable status of references.

NORMAL STOCK ITEMS

W.E.F. February 03<sup>rd</sup>, 2025

LH/Regen offer

Normal Duty - 690 V

Modular Single Drive	Nominal Power kW	Power Part Supply		Drive (output)			Unit MRP ₹]
		Input Current At 690 Vac	Apparent Power	Nominal Current (1)	Max. Transient current (1)		
		A	kVA	A	ATV600 (2)	ATV900 (3)	
ATV•B0C11Q6	110	102	122	125	138	150	On Request
ATV•B0C13Q6	132	122	146	145	160	174	On Request
ATV•B0C16Q6	160	148	177	175	193	210	On Request
ATV•B0C20Q6	200	183	219	215	237	258	On Request
ATV•B0C25Q6	250	228	273	275	303	330	On Request
ATV•B0C31Q6	315	287	343	340	374	408	On Request
ATV•B0C40Q6	400	363	434	425	468	510	On Request
ATV•B0C50Q6	500	453	541	520	572	624	On Request
ATV•B0C63Q6	630	568	678	650	715	780	On Request
ATV•B0C80Q6	800	718	859	830	913	996	On Request
ATV•B0M10Q6	1,000	898	1,073	1,030	1,133	1,236	On Request
ATV•B0M12Q6	1,200	1,078	1,288	1,230	1,353	1,476	On Request

Heavy Duty - 690 V

Modular Single Drive	Nominal Power kW	Power Part Supply		Drive (output)			Unit MRP ₹]
		Input Current At 690 Vac	Apparent Power	Nominal Current (1)	Max. Transient current (1) (2)		
		A	kVA	A	ATV600	ATV900	
ATV•B0C11Q6	90	85	101	105	158	158	On Request
ATV•B0C13Q6	110	102	122	125	188	188	On Request
ATV•B0C16Q6	132	122	146	145	218	218	On Request
ATV•B0C20Q6	160	148	177	175	263	263	On Request
ATV•B0C25Q6	200	183	219	215	323	323	On Request
ATV•B0C31Q6	250	228	273	275	413	413	On Request
ATV•B0C40Q6	315	287	343	340	510	510	On Request
ATV•B0C50Q6	400	362	433	425	638	638	On Request
ATV•B0C63Q6	500	453	541	520	780	780	On Request
ATV•B0C80Q6	630	569	680	650	975	975	On Request
ATV•B0M10Q6	800	718	859	830	1,245	1,245	On Request
ATV•B0M12Q6	1,000	898	1,073	1,030	1,545	1,545	On Request

Please contact Customer care center for Stockable and Non stockable status of references.

NORMAL STOCK ITEMS

W.E.F. February 03<sup>rd</sup>, 2025





APM Liquid Cooled Offer

Normal Duty - 415 V

ND Modular Single Drive	Nominal Power kW	Power Part Supply		Drive (output)			Unit MRP ₹
		Input Current At 690 Vac	Apparent Power	Nominal Current (1)	Max. Transient current (1)		
		A	kVA	A	ATV600 A	ATV900 A	
ATV•LOC13Q4	132	244	169	250	275	300	On Request
ATV•LOC16Q4	160	287	199	302	332	362	On Request
ATV•LOC20Q4	200	350	242	370	407	444	On Request
ATV•LOC25Q4	250	429	297	477	525	572	On Request
ATV•LOC31Q4	315	536	371	590	649	708	On Request
ATV•LOC40Q4	400	684	474	730	803	876	On Request
ATV•LOC50Q4	500	847	587	900	990	1080	On Request
ATV•LOC63Q4	630	1056	732	1,140	1254	1,368	On Request
ATV•LOC80Q4	800	1335	925	1,420	1562	1,704	On Request
ATV•LOC90Q4	900	1502	1041	1,600	1760	1920	On Request
ATV•LOM10Q4	1000	1669	1156	1,770	1947	2124	On Request
ATV•LOM12Q4	1200	2005	1389	2,140	2354	2568	On Request
ATV•LOM15Q4	1500	2513	1741	2,680	2948	3216	On Request
ATV•LOM18Q4	1800	3028	2098	3,200	3520	3840	On Request

Heavy Duty - 415 V

HD Modular Single Drive	Nominal Power kW	Power Part Supply		Drive (output)			Unit MRP ₹
		Input Current At 690 Vac	Apparent Power	Nominal Current (1)	Max. Transient current (1)		
		A	kVA	A	ATV600 A	ATV900 A	
ATV•LOC13Q4	110	210	145	211	317	317	On Request
ATV•LOC16Q4	132	244	169	250	375	375	On Request
ATV•LOC20Q4	160	287	199	302	453	453	On Request
ATV•LOC25Q4	200	350	242	370	555	555	On Request
ATV•LOC31Q4	250	429	297	477	716	716	On Request
ATV•LOC40Q4	315	549	380	590	885	885	On Request
ATV•LOC50Q4	400	684	474	730	1095	1095	On Request
ATV•LOC63Q4	500	847	587	900	1350	1350	On Request
ATV•LOC80Q4	630	1062	736	1140	1710	1710	On Request
ATV•LOC90Q4	710	1188	823	1260	1890	1890	On Request
ATV•LOM10Q4	800	1339	928	1420	2130	2130	On Request
ATV•LOM12Q4	1000	1669	1156	1770	2655	2655	On Request
ATV•LOM15Q4	1200	2005	1389	2140	3210	3210	On Request
ATV•LOM18Q4	1400	2341	1622	2470	3705	3705	On Request

Please contact Customer care center for Stockable and Non stockable status of references.

☑ NORMAL STOCK ITEMS

W.E.F. February 03<sup>rd</sup>, 2025

Normal Duty - 690 V

ND Modular Single Drive	Nominal Power kW	Power Part Supply		Drive (output)			Unit MRP [₹]
		Input Current At 690 Vac	Apparent Power	Nominal Current (1)	Max. Transient current (1)		
		A	kVA	A	ATV600 A	ATV900 A	
ATV•L0C20Q6	200	218	261	215	237	258	On Request
ATV•L0C28Q6	280	290	347	308	339	370	On Request
ATV•L0C31Q6	315	322	385	340	374	408	On Request
ATV•L0C40Q6	400	399	477	425	468	510	On Request
ATV•L0C45Q6	450	446	533	480	528	576	On Request
ATV•L0C56Q6	560	563	673	590	649	708	On Request
ATV•L0C71Q6	710	700	837	740	814	888	On Request
ATV•L0C90Q6	900	875	1046	930	1023	1,116	On Request
ATV•L0M12Q6	1200	1260	1506	1,230	1353	1,476	On Request
ATV•L0M14Q6	1400	1355	1619	1,425	1568	1710	On Request
ATV•L0M16Q6	1600	1547	1849	1,620	1782	1944	On Request
ATV•L0M18Q6	1800	1740	2080	1,820	2002	2184	On Request
ATV•L0M22Q6	2200	2120	2543	2,220	2442	2664	On Request
ATV•L0M26Q6	2600	2517	3008	2,620	2882	3144	On Request

Heavy Duty - 690 V

HD Modular Single Drive	Nominal Power kW	Power Part Supply		Drive (output)			Unit MRP [₹]
		Input Current At 690 Vac	Apparent Power	Nominal Current (1)	Max. Transient current (1)		
		A	kVA	A	ATV600 A	ATV900 A	
ATV•L0C20Q6	160	184	220	175	263	263	On Request
ATV•L0C28Q6	220	236	282	240	360	360	On Request
ATV•L0C31Q6	250	262	313	275	413	413	On Request
ATV•L0C40Q6	315	322	385	340	510	510	On Request
ATV•L0C45Q6	355	359	429	384	576	576	On Request
ATV•L0C56Q6	450	462	552	480	720	720	On Request
ATV•L0C71Q6	560	563	673	590	885	885	On Request
ATV•L0C90Q6	710	700	837	740	1110	1110	On Request
ATV•L0M12Q6	1000	976	1166	1030	1545	1545	On Request
ATV•L0M14Q6	1100	1070	1279	1130	1695	1695	On Request
ATV•L0M16Q6	1300	1262	1508	1330	1995	1995	On Request
ATV•L0M18Q6	1400	1357	1622	1425	2138	2138	On Request
ATV•L0M22Q6	1700	1644	1955	1720	2580	2580	On Request
ATV•L0M26Q6	2100	2030	2426	2120	3180	3180	On Request

Please contact Customer care center for Stockable and Non stockable status of references.

NORMAL STOCK ITEMS

W.E.F. February 03<sup>rd</sup>, 2025

# Reduce mechanical stress on your machines

Altistart™ ATS01

Altivar™ ATS130

Altistart™ ATS22

Altivar Soft Starter ATS430

Altivar™ Soft Starter ATS480

Altivar Soft Starter ATS490

Coming  
Soon

Coming  
Soon

Complete range of soft starters from 0.37 kW (3 Amps)  
to 900 kW (1200 Amps)



# Altivar™ Soft Starters: 3 ranges to match your applications



## Main data on Altivar™ Soft Starters



Us rated operational voltage	110 to 480V single phase 110 to 480V 3 phase	200 to 480V	230 to 440V 208 to 600V	208-600V 3 phase	208 to 690V	209-690V 3 phase
Rated operational current	3 to 12A (1 ph) –6 to 32A (3ph)	38 to 105A	17 to 590A	17-590A	17 to 1200A	17-1200A
Power range	0,37 to 15kW	11 to 55kW	4 to 400kW	4-400kW (3-500HP)	4 to 900kW	2-900kW
UcControl supply voltage	24V AC/DC 110-240Vac	24V DC	110 to 230Vac	110-230V	110 to 230Vac	115-230V
Connectivity	-	-	Modbus	Modbus, Modbus TCP, EtherNet/IP, PROFIBUS DP V1, CANopen, Profinet	Modbus, Modbus TCP, EtherNet/IP, Profinet, Profibus DP, CANopen	Modbus, Modbus TCP, EtherNet/IP, PROFIBUS DP V1, CANopen, Profinet
Type of control	Voltage ramp	Voltage ramp	Voltage control	Torque control	Torque Control, voltage control	Torque control
Current limitation	-	-	350% Ie	500% Ie up to 700% motor In	500% Ie (up to 700% rated motor current)	-
Stop mode	Freewheel, voltage ramp	Freewheel, voltage ramp	Freewheel, voltage ramp	Freewheel, voltage ramp	Torque ramp, voltage ramp, dynamic braking, DC injection	-
Thermal protections Other protections	-	-	Electronic Underload, overload, motor phase loss, line phase inversion excessive acceleration time, current overload, ground leakage	Electronic thermal relay, PTC, underload, motor phase loss, line phase inversion, excessive acceleration time, ground leakage	Electronic, PTC, PT100 2 or 3 wires Underload, overload, motor phase loss, line phase inversion excessive acceleration time, current overload, ground leakage	-

**Soft Starter**

**ATS01 – Soft Starter for Simple Machine**



[Us] Rated Supply Voltage	Network Number of Phases	Motor Power kW	Starting Time	[Ie] Rated Operational Current (A)	Reference	Unit MRP [₹]
380....415V 50....60Hz	3	1.5kW/2.2kW/3kW	adjustable from 1 to 10s	6	ATS01N206QN	On Request
	3	4kW	adjustable from 1 to 10s	9	ATS01N209QN	On Request
	3	5.5kW	adjustable from 1 to 10s	12	ATS01N212QN	On Request
	3	7.5kW/11kW	adjustable from 1 to 10s	22	ATS01N222QN	On Request
	3	15kW	adjustable from 1 to 10s	32	ATS01N232QN	On Request

**ATS130 - Power Extension of  
ATS01 from 38 Amp to 105 Amp**



- ATS130 Soft motor Starter solution, an alternative to DOL motor Starter for control panel flexibility
- Increase the competitiveness of customer design
- Reduce space in cabinet
- Save time during installation
- Easy commissioning
- No preventive maintenance

Nominal Power in kW			Nominal Current (Amps)	Reference	Unit MRP [₹]
230 Vac	400 Vac	440 Vac			
11	18.5	22	38	ATS130N2D38LT	On Request
11	22	22	45	ATS130N2D45LT	On Request
18.5	30	37	65	ATS130N2D65LT	On Request
22	37	45	73	ATS130N2D73LT	On Request
22	45	45	80	ATS130N2D80LT	On Request
30	55	55	105	ATS130N2C11LT	On Request

**ATS22 - Soft Starter for Utilities (Pump & fan)**



- Embedded shorting contactor
- Size reduction: average of 25% less compare to ATS48 alone (without additional by-pass)
- Full starter and motor protections
- True three phases control
- Modbus in Built

kW (400 V)	Nominal Current (Amps)	Reference	Unit MRP [₹]
<b>Three phase-Supply Voltage: 230V...440V</b>			
7.5	17	ATS22D17Q	On Request
15	32	ATS22D32Q	On Request
22	47	ATS22D47Q	On Request
30	62	ATS22D62Q	On Request
37	75	ATS22D75Q	On Request
45	88	ATS22D88Q	On Request
55	110	ATS22C11Q	On Request
75	140	ATS22C14Q	On Request
90	170	ATS22C17Q	On Request
110	210	ATS22C21Q	On Request
132	250	ATS22C25Q	On Request
160	320	ATS22C32Q	On Request
220	410	ATS22C41Q	On Request
250	480	ATS22C48Q	On Request
315	590	ATS22C59Q	On Request

Please contact Customer care center for Stockable and Non stockable status of references.

NORMAL STOCK ITEMS

W.E.F. February 03<sup>rd</sup>, 2025

# Altivar Soft Starter ATS430

From 17A to 590A

The new ATS430 offers effective motor management for standard machines in industrial applications.

## Competitiveness

- **Optimize time from design to operation** thanks to integration in EcoStruxure™ solutions.
- **Reduce overall cost:** No need to add external equipment, as essential functions for efficient motor management are built-in.

## Effective Motor Management

- **Best in class motor control:** Application requirements are mastered by the torque control system, motor and application are monitored.
- **High durability to increase machine uptime:** designed for high reliability level, the ATS430 offers condition monitoring, upgradability and repairability.

## Sustainability

- **Environmental performance:** ATS430 integrates biobased plastic, ASI-certified aluminum and recycled cardboard packaging.
- **Energy efficient:** efficiency > 99.5%, ATS430 is integrated in EcoStruxure™ Power Monitoring Expert



- Device condition monitoring
- Energy and power monitoring
- Cybersecurity best practices
- Torque control system
- Integrated bypass relays

Altivar Soft Starter ATS430

Coming Soon



- Integrated bypass
- Effective
- Performance with Torque Control, the original
- Direct connection to automation (Modbus open style)
- High usability
- Increased uptime and lifetime
- High reliability
- Condition monitoring of the device
- Help to protect your machine operations
- Best Cybersecurity practices
- Role Based Access Control, PIN code

Next Gen Soft Starter for standard industrial machines, normal duty applications, from 17 to 590A.

From 4 to 400kW (3 to 500HP)

Ue = 208 to 600V 3 phase

Us = 115 to 230VAC

Nominal Current (Amps)	Reference	Unit MRP [₹]
<b>Three phase-Supply Voltage: 208V...600V</b>		
17	ATS430D17S6	On Request
32	ATS430D32S6	On Request
47	ATS430D47S6	On Request
62	ATS430D62S6	On Request
75	ATS430D75S6	On Request
88	ATS430D88S6	On Request
110	ATS430C11S6	On Request
140	ATS430C14S6	On Request
170	ATS430C17S6	On Request
210	ATS430C21S6	On Request
250	ATS430C25S6	On Request
320	ATS430C32S6	On Request
410	ATS430C41S6	On Request
480	ATS430C48S6	On Request
590	ATS430C59S6	On Request

Please contact Customer care center for Stockable and Non stockable status of references.

NORMAL STOCK ITEMS

W.E.F. February 03<sup>rd</sup>, 2025

## Altivar™ Soft Starter ATS480



The Altivar™ Soft Starter ATS480 is the next evolution of soft starters for digitization, while meeting cybersecurity standard. Designed to address process and infrastructures, ATS480 simplifies projects execution and maximizes the availability of your applications, even in the most demanding environments.

ATS480 builds on the proven robustness and stop/ starting performance of the ATS48. ATS480 extends the lifetime of ATS48 equipment and preserves your initial investment by reusing current design.

### Benefits

#### Reduced engineering time and cost

- The integration of Altivar Soft Starter ATS480 in EcoStruxure™ Apps and software for Automation and Power drastically simplify architecture selection, detailed design and execution.

#### Reliability for your operations

- Highly robust and reliable even for the most demanding applications or in harsh environments
- Flexibility to improve the continuity of service of your applications

#### Cybersecure

- User account management to enforce authorization
- ATS480 has enhance cybersecurity features built-in to restrict or disable port and services
- Threat intelligence to generate security related reports
- Secure boot and firmware upgrade

## Complete solution for Process & Infrastructures projects



Only 1 range 208/690 V from 4 to 900kW



Options and accessories common to Altivar™

### Altivar " Soft Starter ATS480 characteristics

Us Rated operational voltage	208 to 690V
Ie rated operational current	17 to 1700A
Pe Power range	4 to 900kW
Application type	Normal and heavy duty
Control Type	Torque control, the original
Current limitation	500% Ie up to 700% motor In
Stop mode	Torque ramp, dynamic braking, DC injection
Motor thermal protection	Embedded electronic thermal relay, PTC, PT100
Connectivity	Modbus serial (embedded)
	Modbus TCP
	EtherNet/IP PROFINET PROFIBUS DP CANopen
Markings and Certifications	CE, c.UL.us, CCC, EAC, RCM, UKCA, DNV ABS, BV CCS

Please contact Customer care center for Stockable and Non stockable status of references.

NORMAL STOCK ITEMS

W.E.F. February 03<sup>rd</sup>, 2025



# Soft Starter Selection

Refer to the following table to select ATS480 compatible with the ATS48 to substitute.

Legacy offers		→	New offers
ATS48●●●Q 230...415 Vac	ATS48●●●Y 208...690 Vac		ATS480●●●Y 208...690 Vac
ATS48D17Q	ATS48D17Y		ATS480D17Y
ATS48D22Q	ATS48D22Y		ATS480D22Y
ATS48D32Q	ATS48D32Y		ATS480D32Y
ATS48D38Q	ATS48D38Y		ATS480D38Y
ATS48D47Q	ATS48D47Y		ATS480D47Y
ATS48D62Q	ATS48D62Y		ATS480D62Y
ATS48D75Q	ATS48D75Y		ATS480D75Y
ATS48D88Q	ATS48D88Y		ATS480D88Y
ATS48C11Q	ATS48C11Y		ATS480C11Y
ATS48C14Q	ATS48C14Y		ATS480C14Y
ATS48C17Q	ATS48C17Y		ATS480C17Y
ATS48C21Q	ATS48C21Y		ATS480C21Y
ATS48C25Q	ATS48C25Y		ATS480C25Y
ATS48C32Q	ATS48C32Y		ATS480C32Y
ATS48C41Q	ATS48C41Y		ATS480C41Y
ATS48C48Q	ATS48C48Y		ATS480C48Y
ATS48C59Q	ATS48C59Y		ATS480C59Y
ATS48C66Q	ATS48C66Y		ATS480C66Y
ATS48C79Q	ATS48C79Y		ATS480C79Y
ATS48M10Q	ATS48M10Y		ATS480M10Y
ATS48M12Q	ATS48M12Y		ATS480M12Y

The specific legacy references and their functionality are included in the substitution:

Specific Legacy offers	→	New offers
ATS48●●●YS316, ability to set in Delta up to 500 V		
ATS48●●●YS338, tropicalization coating		
ATS48●●●QS338, tropicalization coating		

Please contact Customer care center for Stockable and Non stockable status of references.

NORMAL STOCK ITEMS

W.E.F. February 03<sup>rd</sup>, 2025

# Green Premium™

## Enhance sustainability with Altivar™ Soft Starter ATS480

### Superior environmental performance thanks to upgradability and modernization solutions

Altivar™ Soft Starter ATS480 is RoHS and REACH compliant

- Transparent environment information
- Life Cycle Analysis, compliant with ISO 14025
- Circularity Profile

Altivar™ Soft Starter ATS480 brings key benefits to help you achieve superior upgradable performance by enhancing its embedded functionality and performance capabilities for both hardware and software. ATS480 also extends the service life of ATS48 equipment: ATS480 replaces ATS48 while keeping the same footprint, circuit breaker, contactors, cables, and behavior of the process, making way for evolution.

The additional power options and the cybersecurity-compliant firmware upgradability capabilities of the Altivar™ Soft Starter ATS480 can help you to maximize process continuity and operation, as well as reduce your operational expenses, by avoiding the need to replace your soft starter or modify your existing installation as a retrofit.

#### Benefits

- Enable a secure and digital area
- Reduce your engineering time and cost
- Help to secure your operations
- Reduce downtime
- Extend the service life of ATS48 equipment
- Make way for evolution
- Preserve your initial investment



#### Communication and Wi-Fi modules

The additional communication modules allow you to easily integrate Altivar™ Soft Starter ATS480 in your scalable automation system. Together with the Wi-Fi access point, they bring easy access to the real data provided by the soft starter, aiding its digitization and easy integration in Industry 4.0 technologies.

#### Cybersecurity-compliant firmware upgrade

You have the possibility to upgrade the Altivar™ Soft Starter ATS480 firmware. Available on se.com, the firmware is digitally signed and can only be applied if authenticity is verified by the ATS480.

#### Graphic display terminal and dynamic QR code

In addition to the detailed warnings and detected errors available on the removable plain text display terminal, the graphic display terminal provides contextual troubleshooting and direct access to the appropriate page of the documentation via a dynamic QR code.

#### Power options (line chokes, bypass contactor)

The power options of Altivar™ Soft Starter ATS480 bring you the possibility to improve the power quality and efficiency of your installation. These options also improve the continuity of service of the installation and its robustness.



Experience our offer on [se.com/green-premium](https://se.com/green-premium)



Product selector for ATS480




EcoStruxure™ Motor Control Configurator



EcoStruxure™ Motor Management Design

# Altistart™ 480

ATS480 in-line								
Motor nameplate								ATS480
Rated operational voltage (Ue)								
Rated motor power								
230 V	400 V	440 V	500 V	525 V	660 V	690 V		
kW	kW	kW	kW	kW	kW	kW	Reference	Unit MRP 
<b>Normal duty applications</b>								
4	7.5	7.5	9	9	11	15	ATS480D17Y	On Request
5.5	11	11	11	11	15	18.5	ATS480D22Y	On Request
7.5	15	15	18.5	18.5	22	22	ATS480D32Y	On Request
9	18.5	18.5	22	22	30	30	ATS480D38Y	On Request
11	22	22	30	30	37	37	ATS480D47Y	On Request
15	30	30	37	37	45	45	ATS480D62Y	On Request
18.5	37	37	45	45	55	55	ATS480D75Y	On Request
22	45	45	55	55	75	75	ATS480D88Y	On Request
30	55	55	75	75	90	90	ATS480C11Y	On Request
37	75	75	90	90	110	110	ATS480C14Y	On Request
45	90	90	110	110	132	160	ATS480C17Y	On Request
55	110	110	132	132	160	200	ATS480C21Y	On Request
75	132	132	160	160	220	250	ATS480C25Y	On Request
90	160	160	220	220	250	315	ATS480C32Y	On Request
110	220	220	250	250	355	400	ATS480C41Y	On Request
132	250	250	315	315	400	500	ATS480C48Y	On Request
160	315	355	400	400	560	560	ATS480C59Y	On Request
–	355	400	–	–	630	630	ATS480C66Y	On Request
220	400	500	500	500	710	710	ATS480C79Y	On Request
250	500	630	630	630	900	900	ATS480M10Y	On Request
355	630	710	800	800	–	–	ATS480M12Y	On Request
<b>Heavy duty applications</b>								
3	5.5	5.5	7.5	7.5	9	11	ATS480D17Y	On Request
4	7.5	7.5	9	9	11	15	ATS480D22Y	On Request
5.5	11	11	11	11	15	18.5	ATS480D32Y	On Request
7.5	15	15	18.5	18.5	22	22	ATS480D38Y	On Request
9	18.5	18.5	22	22	30	30	ATS480D47Y	On Request
11	22	22	30	30	37	37	ATS480D62Y	On Request
15	30	30	37	37	45	45	ATS480D75Y	On Request
18.5	37	37	45	45	55	55	ATS480D88Y	On Request
22	45	45	55	55	75	75	ATS480C11Y	On Request
30	55	55	75	75	90	90	ATS480C14Y	On Request
37	75	75	90	90	110	110	ATS480C17Y	On Request
45	90	90	110	110	132	160	ATS480C21Y	On Request
55	110	110	132	132	160	200	ATS480C25Y	On Request
75	132	132	160	160	220	250	ATS480C32Y	On Request
90	160	160	220	220	250	315	ATS480C41Y	On Request
110	220	220	250	250	355	400	ATS480C48Y	On Request
132	250	250	315	315	400	500	ATS480C59Y	On Request
160	315	355	400	400	560	560	ATS480C66Y	On Request
–	355	400	–	–	630	630	ATS480C79Y	On Request
220	400	500	500	500	710	710	ATS480M10Y	On Request
250	500	630	630	630	900	900	ATS480M12Y	On Request

Please contact Customer care center for Stockable and Non stockable status of references.

NORMAL STOCK ITEMS

W.E.F. February 03<sup>rd</sup>, 2025



# Altivar Soft Starter ATS490

From 17A to 1200A



Green  
Premium™

Sustainable  
performance,  
by design

Discover the innovative features, and high durability performance of Altivar Soft Starter ATS490 that leads to the optimization of the project cost and provides a holistic vision for energy and asset management. Downtime and maintenance costs are reduced even for the most demanding application keeping safety and security.

## Improve competitiveness

CapEx reduction through integration, removing external devices. OpEx reduction through high durability and data reporting

## Improve sustainability

99.5% efficiency with integrated bypass  
power and energy monitoring  
Plastic with bio-based content (>20%), ASI certified aluminium compliant with REACH and RoHS

## Improve operational resilience

Torque control, the original high durability and integrated condition monitoring

## Cybersecurity certified

IEC 62443-4-2 SL1  
Extend the lifespan with reparability and upgrade

Safe Torque Off certified  
IEC 61508 SIL 1  
IP20 protection degree as standard up to 110A, with protective covers up to 660A



Certified Cybersecurity Features

Altivar Soft Starter ATS490

Coming Soon



- Integrated bypass
- Cybersecurity features certified IEC 62443-3-2 SL1
- Safe Torque Off certified IEC61508 SIL1
- Ethernet embedded : Modbus TCP, Ethernet/IP
- Differentiated equipment design to reduce CapEx
- Digital data reporting for Energy, asset management and high durability to reduce OpEx.

Next Gen Soft Starter for process and infrastructure, normal and Heavy duty applications, from 17 to 1200A

From 3 to 900kW (1200HP)

Ue = 208 to 690V 3 phase

Us = 115 to 230VAC

Nominal Current (Amps)	Reference	Unit MRP [₹]
<b>Three phase-Supply Voltage: 208V...690V</b>		
17	ATS490D17Y	On Request
22	ATS490D22Y	On Request
32	ATS490D32Y	On Request
38	ATS490D38Y	On Request
47	ATS490D47Y	On Request
52	ATS490D62Y	On Request
75	ATS490D75Y	On Request
88	ATS490D88Y	On Request
110	ATS490C11Y	On Request
140	ATS490C14Y	On Request
170	ATS490C17Y	On Request
210	ATS490C21Y	On Request
250	ATS490C25Y	On Request
320	ATS490C32Y	On Request
410	ATS490C41Y	On Request
480	ATS490C48Y	On Request
590	ATS490C59Y	On Request
660	ATS490C66Y	On Request
790	ATS490C79Y	On Request
1000	ATS490M10Y	On Request
1200	ATS490M12Y	On Request

Please contact Customer care center for Stockable and Non stockable status of references.

NORMAL STOCK ITEMS

W.E.F. February 03<sup>rd</sup>, 2025



## Harmony Relays

### Electromechanical, Timer and control Relays

Enhance **operational efficiency and optimize equipment availability** with our widest range of relays. Harmony relays are designed, manufactured, and tested to meet your needs for both wired logic functions and PLC Interfaces.



- **Wide choice:** 1C/O 10 A – 2C/O 5 A, 24 VDC – 230 VAC, multifunctional features
- **Robust installation:** fast-on pin terminal
- **Easy to use:** optional status indication and test function
- **Safe to perform:** feasibility to add protection modules (diode, diode + LED, RC circuit, or varistor + LED)
- **Space saving:** only 16 mm socket for 2C/O
- **Complies:** to CE, UL, CSA, EAC

## RXG Interface Relays NEW

Description	Relay	Control Circuit Voltage (V)		Reference	Unit MRP [₹]
<b>1CO 6 Pin Relay Standard cover lockable test button</b>					
Without LED indicator	1 CO - 10 A	24V	DC	RXG11BD	580
	1 CO - 10 A	120V	AC	RXG11F7	764
	1 CO - 10 A	230V	AC	RXG11P7	721
With LED indicator	1 CO - 10 A	24V	DC	RXG12BD	654
	1 CO - 10 A	120V	AC	RXG12F7	785
	1 CO - 10 A	230V	AC	RXG12P7	785
<b>2CO 8 Pin Relay Standard cover lockable test button</b>					
Without LED indicator	2 CO - 5 A	24V	DC	RXG21BD	653
	2 CO - 5 A	120V	AC	RXG21F7	792
	2 CO - 5 A	230V	AC	RXG21P7	777
With LED indicator	2 CO - 5 A	24V	DC	RXG22BD	726
	2 CO - 5 A	120V	AC	RXG22F7	873
	2 CO - 5 A	230V	AC	RXG22P7	873
<b>Sockets for relay</b>					
For Relay RXG1, screw				RGZE1S35M	362
For Relay RXG2, screw				RGZE1S48M	400



## Easy Harmony RXG NEW

Description	Relay	Control Circuit Voltage (V)		Reference	Unit MRP [₹]
<b>1CO 6 Pin Relay Standard (without Test button)</b>					
With LED	1 CO - 10 A	24	DC	RXG16BD	314
	1 CO - 10 A	230	AC	RXG16P7	376
Without LED	1 CO - 10 A	24	DC	RXG18BD	282
	1 CO - 10 A	230	AC	RXG18P7	339
Socket				RGZE05E	157
<b>2CO 8 Pin Relay Basic cover (without Test button)</b>					
With LED	2 CO - 5 A	24	DC	RXG26BD	376
	2 CO - 5 A	230	AC	RXG26P7	418
Without LED	2 CO - 5 A	24	DC	RXG28BD	339
	2 CO - 5 A	230	AC	RXG28P7	376
Socket				RGZE08E	173

Please contact Customer care center for Stockable and Non stockable status of references.

NORMAL STOCK ITEMS

W.E.F. February 03<sup>rd</sup>, 2025



- 5A relay with 2C/O contacts or 3A relay with 4 C/O contacts
- Mechanical indicator with transparent cover
- Power On<sup>®</sup> LED for readiness
- Socket for both DIN-rail and panel mounting
- Eco-design with ROHS, CE, GOST

## RXM Miniature Relays

Description	Relay	Control Circuit Voltage (V)		Reference	Unit MRP [₹]
<b>2 CO 8 Pin relays Without lockable test button</b>					
Without LED indicator	2 CO - 5 A	24V	DC	RXM2LB1BD	435
	2 CO - 5 A	24V	AC	RXM2LB1B7	455
	2 CO - 5 A	120V	AC	RXM2LB1F7	455
	2 CO - 5 A	230V	AC	RXM2LB1P7	445
With LED indicator	2 CO - 5 A	24V	DC	RXM2LB2BD	468
	2 CO - 5 A	48V	DC	RXM2LB2ED	502
	2 CO - 5 A	24V	AC	RXM2LB2B7	502
	2 CO - 5 A	120V	AC	RXM2LB2F7	502
	2 CO - 5 A	230V	AC	RXM2LB2P7	468
<b>4 CO 14 Pin relays Without lockable test button</b>					
Without LED indicator	4 CO - 3 A	12V	DC	RXM4LB1JD	615
	4 CO - 3 A	24V	DC	RXM4LB1BD	502
	4 CO - 3 A	24V	AC	RXM4LB1B7	552
	4 CO - 3 A	230V	AC	RXM4LB1P7	502
With LED indicator	4 CO - 3 A	12V	DC	RXM4LB2JD	566
	4 CO - 3 A	24V	DC	RXM4LB2BD	530
	4 CO - 3 A	48V	DC	RXM4LB2ED	566
	4 CO - 3 A	24V	AC	RXM4LB2B7	566
	4 CO - 3 A	120V	AC	RXM4LB2F7	566
	4 CO - 3 A	230V	AC	RXM4LB2P7	530

Description	Type	Reference	Unit MRP [₹]
<b>Sockets</b>			
Mixed,screw clamp term, for RXM2L range	Socket	RXZE1M2C	220
Mixed,screw clamp term, for RXM4L range	Socket	RXZE1M4C	281
Metal clamp for RXZE1M2C	Accessory	RXZ420	52

Please contact Customer care center for Stockable and Non stockable status of references.

NORMAL STOCK ITEMS

W.E.F. February 03<sup>rd</sup>, 2025



Description	Connection	Relay Type	Reference	Unit MRP [₹]
<b>Sockets for RXMNB Relays</b>				
Mixed	Screw Clamp connector	RXM2N	RXZE2M2N	235
Mixed	Screw Clamp connector	RXM4N	RXZE2M4N	268

**RPM Power Relay**

Description	Relay	Control Circuit Voltage (V)	Reference	Unit MRP [₹]	
<b>Power Relay</b>					
With LED Indicators	1 CO - 15 A	24V	DC	RPM12BD	907
	2 CO - 15 A	24 V	DC	RPM22BD	1204
	2 CO - 15 A	120V	AC	RPM22F7	1618
	2 CO - 15 A	230V	AC	RPM22P7	1357
	3 CO - 15 A	24V	DC	RPM32BD	1532
	3 CO - 15 A	230V	AC	RPM32P7	1563
	4 CO - 15 A	24V	DC	RPM42BD	1473
	4 CO - 15 A	110V	DC	RPM42FD	1597
	4 CO - 15 A	24V	AC	RPM42B7	1457
	4 CO - 15 A	110V	AC	RPM42F7	1636
	4 CO - 15 A	230V	AC	RPM42P7	1447

Description	Connection	Relay Type	Reference	Unit MRP [₹]
<b>Sockets</b>				
Mixed	Screw Clamp connector	RPM1	RPZF1	584
Mixed	Screw Clamp connector	RPM2	RPZF2	586
Mixed	Screw Clamp connector	RPM3	RPZF3	1035
Mixed	Screw Clamp connector	RPM4	RPZF4	1000
<b>Clips And Legends</b>				
Metal maintaining clamp - for relay socket RPZF1			RPZR235	157

Please contact Customer care center for Stockable and Non stockable status of references.

NORMAL STOCK ITEMS

W.E.F. February 03<sup>rd</sup>, 2025



- High-performance EMR Relays to ensure machine and system availability.
- Flexible choices with different contact numbers, current, and control coil voltages.
- 12A relay with 2C/O contacts or 6A relay with 4 C/O contacts
- One step lockable test button
- Mechanical indicator for contact status
- Power on" LED for readines

## RXM Miniature Relays

Description	Relay	Control Circuit Voltage (V)	Reference	Unit MRP [₹]
<b>2CO 8 Pin Relay Standard cover lockable test button</b>				
Without LED indicator	2 CO - 12 A	12V	DC RXM2AB1JD	685
	2 CO - 12 A	24V	DC RXM2AB1BD	659
	2 CO - 12 A	48V	DC RXM2AB1ED	723
	2 CO - 12 A	110V	DC RXM2AB1FD	691
	2 CO - 12 A	48V	AC RXM2AB1E7	685
	2 CO - 12 A	120V	AC RXM2AB1F7	685
	2 CO - 12 A	230V	AC RXM2AB1P7	659
<b>2CO 8 Pin Relay Standard cover lockable test button</b>				
With LED Indicator	2 CO - 12 A	12V	DC RXM2AB2JD	715
	2 CO - 12 A	24V	DC RXM2AB2BD	685
	2 CO - 12 A	48V	DC RXM2AB2ED	755
	2 CO - 12 A	110V	DC RXM2AB2FD	702
	2 CO - 12 A	24V	AC RXM2AB2B7	710
	2 CO - 12 A	48V	AC RXM2AB2E7	702
	2 CO - 12 A	120V	AC RXM2AB2F7	715
2 CO - 12 A	230V	AC RXM2AB2P7	685	
<b>4CO 14 Pin Relay Standard cover with lockable test button</b>				
Without LED indicator	4 CO - 6 A	12V	DC RXM4AB1JD	820
	4 CO - 6 A	24V	DC RXM4AB1BD	820
	4 CO - 6 A	48V	DC RXM4AB1ED	914
	4 CO - 6 A	110V	DC RXM4AB1FD	914
	4 CO - 6 A	24V	AC RXM4AB1B7	837
	4 CO - 6 A	48V	AC RXM4AB1E7	860
	4 CO - 6 A	120V	AC RXM4AB1F7	837
4 CO - 6 A	230V	AC RXM4AB1P7	837	
<b>4 CO 14 Pin Relay Standard cover with lockable test button</b>				
With LED Indicator	4 CO - 6 A	12V	DC RXM4AB2JD	956
	4 CO - 6 A	24V	DC RXM4AB2BD	908
	4 CO - 6 A	48V	DC RXM4AB2ED	956
	4 CO - 6 A	110V	DC RXM4AB2FD	956
	4 CO - 6 A	24V	AC RXM4AB2B7	974
	4 CO - 6 A	48V	AC RXM4AB2E7	974
	4 CO - 6 A	120V	AC RXM4AB2F7	974
4 CO - 6 A	230V	AC RXM4AB2P7	926	

## RXM Miniature Relays

Description	Connection	Relay Type	Thermal Current (Ith)	Reference	Unit MRP [₹]
<b>Sockets</b>					
Mixed contact	Screw Clamp	RXM2* / RXM4*	10A	RXZE2M114	344
	Screw Connector	RXM2* / RXM4*	10A	RXZE2M114M	309
Separate	Screw Connector	RXM2*	12A	RXZE2S108M	358
	Screw Connector	RXM3*	10A	RXZE2S111M	396
	Screw Connector	RXM4*	10A	RXZE2S114M	423

Description	Voltage V	For use with	Reference	Unit MRP [₹]
<b>Sockets</b>				
Diode	6...250 V DC	All Aockets	RXM040W	161
RC Circuit	24..60 V AC	All Aockets	RXM041BN7	173
	110..240 V AC	All Aockets	RXM041FU7	173
Varistor	6..24 V AC/DC	All Aockets	RXM021RB	203
	24..60 V AC/DC	All Aockets	RXM021BN	203
	110..240 V AC/DC	All Aockets	RXM021FP	193

Please contact Customer care center for Stockable and Non stockable status of references.

NORMAL STOCK ITEMS

W.E.F. February 03<sup>rd</sup>, 2025



## RE17 Electronic Timers

**NEW**

Description	Supply Voltage	Time Range	Output	Reference	Unit MRP [€]
<b>RE10 Timers</b>					
MultiFunction	24 V DC, 24...240 V AC	1 s .. 100 h	1 CO	RE10RMMU	2126
<b>RE17 Timers</b>					
On Delay	24 ...240 V AC/DC	0.1 s .. 100 h	1 CO SS	RE17LAMW	2994
Off -delay	24 ...240 V AC	1 s .. 100 h	1 CO SS	RE17LCBM	3501
Interval on delay	24 ...240 V AC	1 s .. 100 h	1 CO SS	RE17LHBM	4479
Asymmetrical flashing	24 ...240 V AC	1 s .. 100 h	1 CO SS	RE17LLBM	3680
Multifunction	24 ...240 V AC	1 s .. 100 h	1 CO SS	RE17LMBM	3605
On Delay	24 VDC /24...240 VAC	1 s .. 100 h	1 CO	RE17RAMU	2809
Single Interval	24 VDC /24...240 VAC	1 s .. 100 h	1 CO	RE17RBMU	4175
Off- Delay	24 VDC /24...240 VAC	1 s .. 100 h	1 CO	RE17RCMU	2938
Interval on delay	24 VDC /24...240 VAC	1 s .. 100 h	1 CO	RE17RHMU	3022
Asymmetrical flashing	24 VDC /24...240 VAC	1 s .. 100 h	1 CO	RE17RLMU	3928
Multifunction	12 V DC	1 s .. 100 h	1 CO	RE17RMJU	3715
Multifunction	24 VDC /24...240 VAC	1 s .. 100 h	1 CO	RE17RMMU	3611
Multifunction	12 ...240 VAC/DC	0.1 s .. 100 h	1 CO	RE17RMMW	4022
Multifunction	12 ...240 VAC/DC	0.1 s .. 100 h	1 CO	RE17RMMWS	4332
Multifunction	24 VDC /24...240 VAC	0.1 s .. 100 h	1 CO	RE17RMXMU	4543
Multifunction	24 VDC /24...240 VAC	0.1 s .. 10 h	1 CO	RE17RMEMU	3564



## RE22 Electronic Timers

Description	Supply Voltage	Time Range	Output	Reference	Unit MRP [€]
<b>RM22 Timers</b>					
On Delay	24 ...240 V AC/DC	0.05s...300h	1 CO	RE22R1AMR	5181
Off Delay	24 ...240 V AC/DC	0.05s...300h	1 CO	RE22R1CMR	9845
Off Delay	24 ...240 V AC/DC	0.05s...10min	1 CO	RE22R1KMR	11681
Asymmetrical flashing	24 ...240 V AC/DC	0.05s...300h	1 CO	RE22R1MLMR	8138
Multi function	24 ...240 V AC/DC	0.05s...300h	1 CO	RE22R1MYMR	7925
Start Delta	24 VDC /24...240 VAC	0.05s...300s	1 CO	RE22R1QCMU	6173
Start Delta	24 VDC /24...240 VAC	1s...100h	1 CO	RE22R1QMU	5844
On Delay	24 ...240 V AC/DC	0.05s...300h	2 CO	RE22R2AMR	9947
Off Delay	24 VDC /24...240 VAC	1s...100h	2 CO	RE22R2AMU	4888
Off Delay	24 ...240 V AC/DC	0.05s...300h	2 CO	RE22R2CMR	14335
Asymmetrical flashing	24 ...240 V AC/DC	0.05s...300h	2 CO	RE22R2DMR	8138
Off Delay	24 ...240 V AC/DC	0.05s...10min	2 CO	RE22R2KMR	14310
Multi function	24 ...240 V AC/DC	1s...100h	2 CO	RE22R2MMU	4909
Multi function	12 ...240 VAC/DC	1s...100h	2 CO	RE22R2MMW	5608
Multi function	24 ...240 V AC/DC	0.05s...300h	2 CO	RE22R2MYMR	15969
Start Delta	24 ...240 V AC/DC	0.05s...30s	2 CO	RE22R2QEMR	7495
Start Delta	24 ...240 V AC/DC	0.05s...300h	2 CO	RE22R2QGMR	11220
Start Delta	24 ...240 V AC/DC	0.05s...300h	2 CO	RE22R2QTMR	7885

Please contact Customer care center for Stockable and Non stockable status of references.

NORMAL STOCK ITEMS

W.E.F. February 03<sup>rd</sup>, 2025



Control - Monitoring & Control Relays

Description	Supply Voltage	Measurement Range	Time Range	Output	Reference	Unit MRP [₹]
<b>RM10 Measurement &amp; Control Relays</b>						
3 Phase Multifunction	Self Powered	208...480 VAC	-	1 CO	RM10TE00	3121
3 Phase Multifunction	Self Powered	183...528 VAC	-	1 CO	RM10TG00	2880
<b>RM17 Measurement &amp; Control Relays ( self Powered)</b>						
3 Ø: Phase loss/ Phase sequence	Self Powered	208...480 VAC	-	1 CO	RM17TG00	14984
3 Ø: Phase loss/ Phase sequence	Self Powered	208...440 VAC	-	2 CO	RM17TG20	4005
Phase Sequence, Phase,loss,Undervoltage	Self Powered	208...480 VAC	-	1 CO	RM17TU00	8052
Phase Sequence, Phase,loss, Asymmetry	Self Powered	208...480 VAC	-	1 CO	RM17TA00	9839
Multifunction	Self Powered	208...480 VAC	-	1 CO	RM17TE00	25686
1 phase under or overvoltage control	Self Powered	65 to 260 VAC/DC	0.1 - 10 s	1 CO	RM17UAS15	8052
1 phase/ under or overvoltage control in window	Self Powered		0.1 - 10 s	1 CO	RM17UBE15	21173

Description	Supply Voltage	Measurement Range	Time Range	Output	Reference	Unit MRP [₹]
<b>RM22 Measurement &amp; Control Relays</b>						
Phase loss/ Phase sequence	Self powered	208...480 VAC	-	2 CO	RM22TG20	6094
Multifunction	Self powered	208...480 VAC	0.1..30 s	2 CO	RM22TR33	4744
Phase Sequence, Phase,loss,Undervoltage	Self powered	208...480 VAC	-	2 CO	RM22TU23	8069
Under or overvoltage	24...240 VAC	1...100 VAC/DC	0.1..30 s	2 CO	RM22UA32MR	12322
Under or overvoltage	24...240 VAC	15...500 VAC/DC	0.1..30 s	2 CO	RM22UA33MR	10820
Under or overcurrent	24...240 VAC	4mA...1A	0.1..30 s	2 CO	RM22JA31MR	11506
Level Control	24...240 VAC	4K...100K ohm	-	1 CO	RM22LG11MR	6153
<b>RM35 Measurement &amp; control relays</b>						
Multifunction	Self powered	220...480 VAC	-	2C/O	RM35TF30	On Request
Under or overvoltage P-N	Self powered	120...277 VAC	-	2C/O	RM35UB3N30	On Request
Over or undervoltage	24...240 VAC/DC	15...600 VAC/DC	-	2C/O	RM35UA13MW	On Request
Over or undercurrent	24...240 VAC/DC	0.15...15A	-	2C/O	RM35JA32MW	On Request
Liquid level control	24...240 VAC/DC	-	-	2C/O	RM35LM33MW	On Request
Under or overspeed	24...240 VAC/DC	-	-	1 C/O	RM35S0MW	On Request

Please contact Customer care center for Stockable and Non stockable status of references.

NORMAL STOCK ITEMS

W.E.F. February 03<sup>rd</sup>, 2025



## Easy Harmony SSP1\*E

Single-phase panel mount solid-state relay

### Product description

- Input voltage: 4-32V DC
- Load voltage: 20-300V AC
- Load current: 10A, 25A, 50A, 75A, 90A, 125A
- Switching mode: Zero-voltage switching
- Certifications: CE, UL, UKCA, WEEE, RoHS, REACH

### Reliable performance parameters

- Excellent surge current capability to withstand 10 times of the rated load current
- Extended electrical lifespan due to lower leakage current value of less than 1mA in OFF state
- Improved electrical safety with enhanced insulation performance at 300V AC or below, and further reducing the risk of leakage current

### Easy to setup and operate

- Fast and easy wiring through flip-up design of transparent cover on the terminals
- Simple setup with single-box packaging, where all models comes with
- Standard thermal pad for reducing the gluing process resulting in clean backplane and enhancing cooling performance

### Application: electric heating

- Packaging machinery
- Rubber and plastics
- Lithium battery
- Solar power
- Textile
- Glass tempering furnace
- Mold temperature control system



- **Maintenance free:** fully electronic, unlimited life span
- **High switching frequency:** allows precise and quick control
- **Silent and reliable switching:** no moving parts, noiseless switching
- **Sustainability in harsh environment:** Resistance to shock, vibration, and contamination
- **Application:** Heating Control Application

## Panel Mount SSR

Description	Voltage Range		Load Current A	Reference	Unit MRP [₹]
	Control Input V	Load Output V			
<b>Relays with embedded thermal pad</b>					
Zero Voltage Switching	4...32V DC	20...300V AC	10	SSP1A110BDE	1142
	4...32V DC	20...300V AC	25	SSP1A125BDE	1280
	4...32V DC	20...300V AC	50	SSP1A150BDE	1712
	4...32V DC	20...300V AC	75	SSP1A175BDE	2287
	4...32V DC	20...300V AC	90	SSP1A190BDE	2400
	4...32V DC	20...300V AC	125	SSP1A1125BDE	3261

Description	Relay Supported	Thermal resistance °C/W	Reference	Unit MRP [₹]
<b>Heat sinks for Customer assembly</b>				
Panel Mount	SSP1A190BDE , SSP1A1125BDE	0.56	SSP1HP06	1862
	SSP1A150BDE, SSP1A175BDE	0.69	SSP1HP07	1257
	SSP1A110BDE, SSP1A125BDE	0.82	SSP1HP08	685

Please contact Customer care center for Stockable and Non stockable status of references.

NORMAL STOCK ITEMS

W.E.F. February 03<sup>rd</sup>, 2025



# Easy Harmony Electronic Relays

The easy choice for timer and control relays

Coming  
Soon

- **Cost-effective:**  
Essential choice with optimized function features
- **Space saving:**  
Compact size in 17.5mm form factor
- **Easy selection:**  
Six references to meet most of the application needs
- **Meets international industrial standards:**  
cULus, CE, CCC, and UKCA



RM10: Control relays



RE10: Timer relays



[se.com/in](https://se.com/in)



RM10 series

Control relays with the basic, standard or advanced monitoring function of 3 phase power network that feeds to the customer application.

## Harmony 3 Phase Control Relays

Description	Range	Voltage	Output	Reference	Unit MRP [₹]
<b>Basic:</b> Phase sequence, phase loss	-	208...480Vac	1CO, 5A	RM10TG00N	On Request
<b>Standard:</b> Phase sequence, phase loss, phase imbalance	0...15s	208...480Vac	1CO, 5A	RM10TA00N	On Request
<b>Advanced:</b> Phase sequence, phase loss, phase imbalance, over voltage and under voltage	0...100s	208...480Vac	1CO, 5A	RM10TE00N	On Request



RE10 series

Timer relays with single time function, to fulfill customer application needs with simple hard-wired timing control.

## Harmony Timer Relays

Description	Range	Voltage	Output	Reference	Unit MRP [₹]
<b>Single function:</b> ON delay	0...30hrs	240VAC or 24VAC/DC	1CO, 5A	RE10RAMUN	On Request
<b>Single function:</b> OFF delay	0...30hrs	240VAC or 24VAC/DC	1CO, 5A	RE10RCMUN	On Request
<b>Single function:</b> Star-delta	0...120s	240 VAC	1CO, 5A	RE10RQM7N	On Request

## Adapted to your applications, segments and operating environments



Pumping



Fan



Motor



Generator



Material working



Material handling



MMM

Please contact Customer care center for Stockable and Non stockable status of references.

NORMAL STOCK ITEMS

W.E.F. February 03<sup>rd</sup>, 2025






## Control & Signaling Unit

Push Buttons, Switches and Pilot Lights

## Pilot lights

Description	Supply Voltage	Colour	Reference	Unit MRP [₹]
	~/- 12V	White	XA2EVJ1LC	217
	~/- 12V	Green	XA2EVJ3LC	194
	~/- 12V	Red	XA2EVJ4LC	194
	~/- 12V	Amber	XA2EVJ5LC	194
	~/- 12V	Blue	XA2EVJ6LC	288
	~/- 12V	Yellow	XA2EVJ8LC	194
	~/- 24V	White	XA2EVB1LC	217
	~/- 24V	Green	XA2EVB3LC	194
	~/- 24V	Red	XA2EVB4LC	194
	~/- 24V	Amber	XA2EVB5LC	194
	~/- 24V	Blue	XA2EVB6LC	288
	~/- 24V	Yellow	XA2EVB8LC	194
	~/- 30V	White	XA2EVC1LC	217
	~/- 30V	Green	XA2EVC3LC	194
	~/- 30V	Red	XA2EVC4LC	194
	~/- 30V	Amber	XA2EVC5LC	194
	~/- 30V	Blue	XA2EVC6LC	288
	~/- 30V	Yellow	XA2EVC8LC	194
	~/- 48V	White	XA2EVE1LC	217
	~/- 48V	Green	XA2EVE3LC	194
	~/- 48V	Red	XA2EVE4LC	194
	~/- 48V	Amber	XA2EVE5LC	194
	~/- 48V	Blue	XA2EVE6LC	288
	~/- 48V	Yellow	XA2EVE8LC	194
	~/- 60...63.5 V	White	XA2EVEE1LC	217
	~/- 60...63.5 V	Green	XA2EVEE3LC	194
	~/- 60...63.5 V	Red	XA2EVEE4LC	194
	~/- 60...63.5 V	Amber	XA2EVEE5LC	194
	~/- 60...63.5 V	Blue	XA2EVEE6LC	288
	~/- 60...63.5 V	Yellow	XA2EVEE8LC	194
	~/- 110 V	White	XA2EVF1LC	225
	~/- 110 V	Green	XA2EVF3LC	194
	~/- 110 V	Red	XA2EVF4LC	194
	~/- 110 V	Amber	XA2EVF5LC	194
	~/- 110 V	Blue	XA2EVF6LC	318
	~/- 110 V	Yellow	XA2EVF8LC	194
	- 220 V	White	XA2EVMD1LC	270
	- 220 V	Green	XA2EVMD3LC	261
	- 220 V	Red	XA2EVMD4LC	245
	- 220 V	Amber	XA2EVMD5LC	270
	- 220 V	Blue	XA2EVMD6LC	545
	- 220 V	Yellow	XA2EVMD8LC	245
	~ 220 ... 230 V	White	XA2EVM1LC	217
	~ 220 ... 230 V	Green	XA2EVM3LC	194
	~ 220 ... 230 V	Red	XA2EVM4LC	194
	~ 220 ... 230 V	Amber	XA2EVM5LC	194
	~ 220 ... 230 V	Blue	XA2EVM6LC	288
	~ 220 ... 230 V	Yellow	XA2EVM8LC	194
~ 380 ... 400 V	White	XA2EVQ1LC	298	
~ 380 ... 400 V	Green	XA2EVQ3LC	298	
~ 380 ... 400 V	Red	XA2EVQ4LC	288	
~ 380 ... 400 V	Amber	XA2EVQ5LC	318	
~ 380 ... 400 V	Blue	XA2EVQ6LC	641	
~ 380 ... 400 V	Yellow	XA2EVQ8LC	288	

Please contact Customer care center for Stockable and Non stockable status of references.

NORMAL STOCK ITEMS

W.E.F. February 03<sup>rd</sup>, 2025

### Pushbuttons

Description	Contacts	Color	Reference	Unit MRP ₹
<b>Pushbuttons plastic circular bezel - complete, spring return</b>				
Flush unmarked	1 NO	White	XB5AA11N	197
Flush unmarked	1 NO	Black	XB5AA21N	189
Flush unmarked	1 NO	Green	XB5AA31N	189
Flush unmarked	1 NO	Yellow	XB5AA51N	189
Flush unmarked	1 NO	Blue	XB5AA61N	189
Flush unmarked	1 NC	Red	XB5AA42N	189
Flush unmarked	1 NO	Red	XB5AA41N	189
Projecting	1 NC	Red	XB5AL42N	229
Double headed Pushbutton	1 NO + 1 NC	Green	XB5AL845N	1335
Flush with silicon transparent boot	1 NO	Green	XB5AP31N	288

### Illuminated Pushbuttons

Description	Contacts	Color	Reference	Unit MRP ₹
<b>Illuminated Pushbuttons plastic circular bezel - complete, Clear Lens</b>				
Flush Integral LED 24V AC/DC	1 NO	White	XB5AW31B1N	554
Flush Integral LED 24V AC/DC	1 NO	Green	XB5AW33B1N	554
Flush Integral LED 24V AC/DC	1 NC	Red	XB5AW34B2N	554
Flush Integral LED 24V AC/DC	1 NO	Yellow	XB5AW35B1N	554
Flush Integral LED 24V AC/DC	1 NO	Amber	XB5AW38B1N	619
Flush Integral LED 24V AC/DC	1 NO	Blue	XB5AW36B1N	1020
Flush Integral LED 110V AC	1 NO	Green	XB5AW33G1N	674
Flush Integral LED 110V AC	1 NC	Red	XB5AW34G2N	674
Flush Integral LED 230V AC	1 NO	White	XB5AW31M1N	559
Flush Integral LED 230V AC	1 NO	Green	XB5AW33M1N	554
Flush Integral LED 230V AC	1 NC	Red	XB5AW34M2N	554
Flush Integral LED 230V AC	1 NO	Yellow	XB5AW35M1N	554
Flush Integral LED 230V AC	1 NO	Amber	XB5AW38M1N	619
Flush Integral LED 230V AC	1 NO	Blue	XB5AW36M1N	1020

\* Clear type illuminated Push buttons are provided with striated lenses.

### Pilot Lights

Description	Supply Voltage V	Color	Reference	Unit MRP ₹
<b>With smooth lens (except clear colour)</b>				
Direct Integral LED	24V AC/DC	White	XB7EV01BPN	301
Direct Integral LED	24V AC/DC	Green	XB7EV03BPN	280
Direct Integral LED	24V AC/DC	Red	XB7EV04BPN	280
Direct Integral LED	24V AC/DC	Yellow	XB7EV05BPN	280
Direct Integral LED	24V AC/DC	Amber	XB7EV08BPN	280
Direct Integral LED	24V AC/DC	Blue	XB7EV06BPN	574
Direct Integral LED	120V AC	White	XB7EV01GPN	335
Direct Integral LED	120V AC	Green	XB7EV03GPN	280
Direct Integral LED	120V AC	Red	XB7EV04GPN	280
Direct Integral LED	120V AC	Yellow	XB7EV05GPN	309
Direct Integral LED	120V AC	Amber	XB7EV08GPN	280
Direct Integral LED	120V AC	Blue	XB7EV06GPN	639
Direct Integral LED	230V AC	White	XB7EV01MPN	301
Direct Integral LED	230V AC	Green	XB7EV03MPN	280
Direct Integral LED	230V AC	Red	XB7EV04MPN	280
Direct Integral LED	230V AC	Yellow	XB7EV05MPN	280
Direct Integral LED	230V AC	Amber	XB7EV08MPN	280
Direct Integral LED	230V AC	Blue	XB7EV06MPN	574

\* Clear type pilot lights are provided with striated lens.

Please contact Customer care center for Stockable and Non stockable status of references.

NORMAL STOCK ITEMS

W.E.F. February 03<sup>rd</sup>, 2025

**Selector Switch**

Description	Type	Contacts	Color	Reference	Unit MRP [₹]
<b>Selector Switch-Complete( Non-Illuminated)</b>					
Stanadard Handle	2 Position stay put	1 NO	Black	XB5AD21N	466
	2 Position spring return, right to left	1 NO	Black	XB5AD41N	740
	3 Position stay put	2 NO	Black	XB5AD33N	508
	3 Position spring return to center	2 NO	Black	XB5AD53N	540
	3 Position spring return, left to center	2 NO	Black	XB5AD73N	631
	3 Position spring return, right to center	2 NO	Black	XB5AD83N	645
Long Handle	2 Position stay put	1 NO	Black	XB5AJ21N	523
	3 Position stay put	2 NO	Black	XB5AJ33N	559
	3 Spring return to center	2 NO	Black	XB5AJ53N	544
Key Switch	2 Position stay put L- Key release	1 NO	Black	XB5AG21N	712
	2 Position stay put R-L Key release	1 NO	Black	XB5AG41N	760
	2 Position spring return, right to left, L	1 NO	Black	XB5AG61N	1350
	3 Position stay put, All pos Key release	2 NO	Black	XB5AG03N	604
	3 Position stay put, Center Key release	2 NO	Black	XB5AG33N	834
	3 Position stay put, R-L Key release	2 NO	Black	XB5AG53N	844

Description	Supply Voltage	Contacts	Color	Reference	Unit MRP [₹]
<b>Illuminated Selector Switch-Complete</b>					
2 Position Stay put	24 VAC/ DC	1 NO	White	XB5AK121B1N	1024
	24 VAC/ DC	1 NO	Green	XB5AK123B1N	799
	24 VAC/ DC	1 NC	Red	XB5AK124B2N	799
	24 VAC/ DC	1 NO	Yellow	XB5AK125B1N	799
2 Position Spring Return	24 VAC/ DC	1 NO	Green	XB5AK143B1N	1556
	230V AC	1 NO	White	XB5AK121M1N	1024
2 Position Stay put	230V AC	1 NO	Green	XB5AK123M1N	799
	230V AC	1 NC	Red	XB5AK124M2N	799
	230V AC	1 NO	Yellow	XB5AK125M1N	887
2 Position Spring Return	230V AC	1 NC	Red	XB5AK144M2N	2040
	3 Position Stay put	24 VAC/ DC	2 NO	Green	XB5AK133B3N
24 VAC/ DC		1 NO+1 NC	Red	XB5AK134B5N	929
3 Position Spring Return	24 VAC/ DC	2 NO	White	XB5AK151B3N	1011
	24 VAC/ DC	2 NO	Green	XB5AK153B3N	836
	24 VAC/ DC	2 NO	Yellow	XB5AK155B3N	1356
3 Position Stay put	230 VAC	2 NO	Green	XB5AK133M3N	835
	230 VAC	1 NO+1 NC	Red	XB5AK134M5N	929
	230 VAC	2 NO	Yellow	XB5AK135M3N	975
3 Position Spring Return	230 VAC	2 NO	White	XB5AK151M3N	909
	230 VAC	2 NO	Green	XB5AK153M3N	836
	230 VAC	2 NO	Yellow	XB5AK155M3N	1356

**Mushhead Pushbutton**

Description	Dia of Head	Type of Contact	Colour	Reference	Unit MRP [₹]
<b>Mushroom Head Pushbuttons</b>					
Spring return	40	1 NO	Black	XB5AC21N	369
	40	1 NO	Green	XB5AC31N	369
	40	1 NC	Red	XB5AC42N	369
	60	1 NO	Green	XB5AR31N	509
<b>Emergency Switching Off Mushroom Head push button</b>					
Turn to release	30	1 NC	Red	XB5AS442N	359
Turn to release	40	1 NC	Red	XB5AS542N	359
Key release (n°155)	40	1 NC	Red	XB5AS142N	655
Trigger action Turn to release	40	1 NO+ 1 NC	Red	XB5AS8445N	844
Trigger action key to release	40	1 NO+ 1 NC	Red	XB5AS9445N	835

Please contact Customer care center for Stockable and Non stockable status of references.

NORMAL STOCK ITEMS

**Illuminated Pushbutton with yellow LED**

Description	Supply Voltage	Type of Contact	Color	Reference	Unit MRP [₹]
<b>Double Headed Pushbuttons (Spring return)</b>					
1 flush push (marked "I") 1 pilot light 1 projecting push (marked "O")	24V AC/DC	NO+NC	Green+Red	XB5AW84B5N	1324
	230V AC	NO+NC	Green+Red	XB5AW84M5N	1324
<b>Illuminated Emergency Switching Off Pushbutton ( Mushroom head)</b>					
Turn to release	24V AC/DC	NC	Red	XB5AW74B2N	1140
	230V AC	NC	Red	XB5AW74M2N	1212

**Accessories**

Description	Marking on Yellow background	Color	Reference	Unit MRP [₹]
<b>Double Headed Pushbuttons (Spring return)</b>				
Circular Legends for Emergency stop function	Emergency Stop	Yellow	ZBY9330N	139

Description	Contact Type	Reference	Unit MRP [₹]
<b>Contact blocks with screw clamp terminal connections</b>			
Single contact block	1 NO	ZBE101N	111
Single contact block	1 NC	ZBE102N	111

Description	Reference	Unit MRP [₹]
<b>Contact blocks with screw clamp terminal connections</b>		
Boot for cylindrical flush PB	ZBPAN	75

**Biometric Switches**

Description	Reference	Unit MRP [₹]
Bistable biometric switch, 24 V DC - PNP - by 2m cable	XB5S1B2L2	42288
Bistable biometric switch, 24 V DC - PNP - by M12 connector	XB5S1B2M12	44615
Monostable biometric switch, 24 V DC - PNP - by 2m cable	XB5S2B2L2	42843
Monostable biometric switch, 24 V DC - PNP - by M12 connector	XB5S2B2M12	44478

Please contact Customer care center for Stockable and Non stockable status of references.

NORMAL STOCK ITEMS

W.E.F. February 03<sup>rd</sup>, 2025



# Easy Harmony XB2

Just enough robust switch with added strength

Reliable, flexible and just enough



Easy Harmony XB2 Ø 22 mm metal modular push buttons and switches, are the basic products perfectly suited to meet majority of installation requirements, with metal features for added strength.

Designed for robust applications without compromising on ease of use, safety, flexibility and availability. Providing just enough and a little more.

### Target Segments

Consumer packaging, material working, textile machine, printing, hoisting, process control, lift and elevator.



## Ø 22 mm metal modular push buttons and switches

### Fit for purpose

- Designed to be used in numerous control and signaling applications
- Easy selection of the key functions for standard applications
- Diameter Ø 22 mm for standard OEM and panel-builder applications

### Robustness

- Metal bezels with metal fixing collars for impact endurance
- Excellent resistance to mechanical shocks and vibrations
- Metal screws for secure fix and grounding contact to the panel
- Conforming to CE, CCC and RoHS
- Tested and certified performance
- IP65
- Supports an operating temperature range from -25°C to +70°C

### Easiness

- Simple installation with screwdriver
- Flexibility with sub-assemblies for easy mix and match of functionalities
- Simple modular design facilitates post installation servicing, modification and adaptation of machines by non-specialists
- Anti-loosening system for screw clamp terminals of contact blocks

### Availability

- Supported by the service of Schneider Electric, a worldwide leader in automation and control
- Wide availability via an extensive distribution network

Type of functions	Contact functions				Contact and signaling functions	Signaling functions
Type of products	Pushbuttons	Emergency switching off and emergency stop pushbuttons	Selector and key switches	Special functions	Illuminated pushbuttons	Pilot lights
Description of range	Pushbuttons, spring return: flush push, mushroom head, projecting or booted	Emergency switching off and stop pushbuttons: turn to release and push-pull	Selector switches, 2- or 3-position standard or long handle or key switches	Joystick and buzzer	Illuminated pushbuttons with integral LED, spring return: flush push or projecting	Pilot lights with integral LED
Type references	XB2BA..C/ BC..C/ BL..C/ BP..C/BR..C (Complete) ZB2BA.C/ BC.C/BL.C/ BP.C/ BR.C (Head)	XB2BS...C/ BT.C (Complete) ZB2BS..C/ BT.C (Head)	XB2BD..C/ BJ..C/ BG..C (Complete) ZB2BD.C/ BJ.C/ BG.C (Head)	XD2PA.. CR (Joystick) XB2BS...C (Buzzer)	XB2BW3..1C (Complete) ZB2BW..C (Head)	XA2EV..LC

Please contact Customer care center for Stockable and Non stockable status of references.

NORMAL STOCK ITEMS

W.E.F. February 03<sup>rd</sup>, 2025

**Push Button Complete unit**

Description	Contacts	Color	Reference	Unit MRP [₹]
<b>Spring Return type</b>				
Flush unmarked	1 NO	White	XB2BA11C	196
Flush unmarked	1 NO	Black	XB2BA21C	196
Flush unmarked	1 NO	Green	XB2BA31C	196
Flush unmarked	1 NC	Red	XB2BA42C	196
Flush unmarked	1 NO	Yellow	XB2BA51C	196
Flush unmarked	1 NO	Blue	XB2BA61C	196
With Marking "I"	1 NO	Green	XB2BA3311C	248
With Marking	1 NO	Black	XB2BA3351C	248
With Marking	1 NO	white	XB2BA3341C	248
With Marking "O"	1 NC	Red	XB2BA4322C	248
<b>Spring Return type with Projecting push</b>				
	1 NO	Green	XB2BL31C	206
	1 NC	Red	XB2BL42C	206
<b>Spring Return , Booted Pushbutton</b>				
	1 NO	Black	XB2BP21C	285
	1 NO	Green	XB2BP31C	285
	1 NC	Red	XB2BP42C	285
<b>Spring Return , Mushroom Head Pushbutton</b>				
40 mm	1 NO	Black	XB2BC21C	253
40 mm	1 NO	Green	XB2BC31C	253
40 mm	1 NO	Yellow	XB2BC51C	253
40 mm	1 NC	Red	XB2BC42C	253
60 mm	1 NO	Black	XB2BR21C	317

**Emergency Switching Off PushButton**

Description	Contacts	Color	Reference	Unit MRP [₹]
<b>Mushroom Push button Head</b>				
40 mm Push Pull	1 NC	Red	XB2BT42EC	317
30 mm Turn to release	1 NC	Red	XB2BS442C	317
40 mm Turn to release	1 NC	Red	XB2BS542C	317
60 mm Turn to release	1 NC	Red	XB2BS642C	393

**Emergency Stop Pushbutton**

Description	Contacts	Color	Reference	Unit MRP [₹]
<b>Mushroom Push button Head ( complaint with IEC60947-5-5)</b>				
40 mm Push Pull	1 NC	Red	XB2BT842C	726
40 mm Turn to Release	1 NC	Red	XB2BS8442C	425

Description	Contacts	Color	Reference	Unit MRP [₹]
<b>Spring Return Illuminated Pushbutton</b>				
24 V AC/DC with integral LED	1 NO	White	XB2BW31B1C	713
	1 NO	Green	XB2BW33B1C	454
	1 NO	Red	XB2BW34B1C	454
	1 NO	Orange	XB2BW35B1C	454
	1 NO	Blue	XB2BW36B1C	736
220-230 V AC with integral LED	1 NO	White	XB2BW31M1C	713
	1 NO	Green	XB2BW33M1C	454
	1 NO	Red	XB2BW34M1C	454
	1 NO	Yellow	XB2BW35M1C	454
	1 NO	Blue	XB2BW36M1C	736

**Selector Switch**

Description	Contacts	Color	Reference	Unit MRP [₹]
<b>Spring Return type</b>				
2 Position stay put	1 NO	Black	XB2BD21C	373
2 Position stay put	1 NO + 1 NC	Black	XB2BD25C	496
2 Position spring return, right to left	1 NO	Black	XB2BD41C	373
2 Position spring return, right to left	1 NO + 1 NC	Black	XB2BD45C	496
3 Position stay put	2 NO	Black	XB2BD33C	459
3 Position spring return to center	2 NO	Black	XB2BD53C	484
3 Position spring return, left to center	2 NO	Black	XB2BD73C	484
<b>With Long Handle</b>				
2 Position stay put	1 NO	Black	XB2BJ21C	373
2 Position stay put	1 NO + 1 NC	Black	XB2BJ25C	496
3 Position Stay put	2 NO	Black	XB2BJ33C	459
3 position Spring return from 2 side	2 NO	Black	XB2BJ53C	484
<b>With Key Switch</b>				
2 Position stay put, 1 side pull out	1 NO	Black	XB2BG21C	483
2 Position stay put, 2 side pull out	1 NO	Black	XB2BG41C	483
2 Position spring return, Right to left , 1 side pull out	1 NO	Black	XB2BG61C	483
3 Position stay put, middle pull out	2 NO	Black	XB2BG33C	592
3 Position stay out , 2 side pull out	2 NO	Black	XB2BG53C	592
3 Position stay out , 3 side pull out	2 NO	Black	XB2BG03C	592

**Body Assemblies**

Description	Contact type	Reference	Unit MRP [₹]
<b>Body assemblies with contact block</b>			
	1 NO	ZB2BZ101C	116
	1 NC	ZB2BZ101C	116
	2 NO	ZB2BZ103C	231
	2 NC	ZB2BZ104C	231
	1 NO + 1 NC	ZB2BZ105C	231
<b>Contact block</b>			
	1 NO	ZB2BE101C	103
	1 NC	ZB2BE102C	103

**Buzzers from XB2 Series**

Description	Reference	Unit MRP [₹]
Red illuminated buzzer DC/AC24V	XB2BSB4LC	642
Red illuminated buzzer AC220V	XB2BSM4LC	642
Buzzer 24V AC/DC	XB2BSBC	603
Buzzer 220V AC	XB2BSMC	603

Please contact Customer care center for Stockable and Non stockable status of references.

NORMAL STOCK ITEMS

W.E.F. February 03<sup>rd</sup>, 2025



**Universal Light Blocks for LED Pilot light**

Descriptions	Supply Voltage	Colour	Reference	Unit MRP [₹]
For XAL Metal Enclosures	24V AC/DC	White	ZALVB1	777
For XAL Metal Enclosures	220V AC	White	ZALVM1	2391
For XB5/XB4 references without end with "N"	24V AC/DC	White	ZBVB1	654
For XB5/XB4 references without end with "N"	120V AC	White	ZBVG1	1459
For XB5/XB4 references without end with "N"	220V AC	White	ZBVM1	1493

**XAL - Empty enclosures for XB5 and XB4 Push button and Pilot light**

Description	No of Cut out	Color of Enclosure	Reference	Unit MRP [₹]
For normal environment Light grey base IP65	1	Dark grey	XALD01	788
For normal environment Light grey base IP65	2	Dark grey	XALD02	977
For normal environment Light grey base IP65	3	Dark grey	XALD03	1212
For normal environment Light grey base IP65	4	Dark grey	XALD04	1657
For normal environment Light grey base IP65	5	Dark grey	XALD05	2163
For normal environment Light grey base IP65	1	Yellow	XALK01	906
For normal environment Light Grey base IP54	2	Light Grey	XALE2	649
For normal environment Light Grey base IP54	3	Light Grey	XALE3	792

**XALB – Plastic Empty enclosures for use with XB2 (ZB2\*)**

Description	No of Cut out	Color of Enclosure	Reference	Unit MRP [₹]
50 mm depth , 22 mm Opening , Grey cover	1	Dark Grey base	XALB015C	On Request
70 mm depth , 22 mm Opening , Grey cover	1	Dark Grey base	XALB017C	On Request
50 mm depth , 22 mm Opening , Grey cover	2	Dark Grey base	XALB025C	On Request
70 mm depth , 22 mm Opening , Grey cover	2	Dark Grey base	XALB027C	On Request
50 mm depth , 22 mm Opening , Grey cover	3	Dark Grey base	XALB035C	On Request
70 mm depth , 22 mm Opening , Grey cover	3	Dark Grey base	XALB037C	On Request
50 mm depth , 22 mm Opening , Yellow cover ( for Emergency Stop)	1	Dark Grey base	XALB015YC	On Request
70 mm depth , 22 mm Opening , Yellow cover (for Emergency Stop)	1	Dark Grey base	XALB017YC	On Request

**ZEN - Contact block for mounting on Metal plate at back of enclosure**

Description	Contacts Type and Composition	Reference	Unit MRP [₹]
Standard single	1 NO	ZENL1111 <input checked="" type="checkbox"/>	440
Contact block	1 NC	ZENL1121 <input checked="" type="checkbox"/>	440

Please contact Customer care center for Stockable and Non stockable status of references.

NORMAL STOCK ITEMS

W.E.F. February 03<sup>rd</sup>, 2025

## XVB-C Illuminated Lens Units

Description	Color	Reference	Unit MRP [₹]
Lens unit - steady light - 250 V 10 W	Green	XVBC33	3249
	Red	XVBC34	3312
	Orange	XVBC35	3312
	Blue	XVBC36	3249
	Clear	XVBC37	3250
Lens unit - flashing light - 24..48 V DC 24 V AC	Yellow	XVBC38	3249
	Red	XVBC4B4	8820
Lens unit - flashing light - 48..230 V AC	Red	XVBC4M4	9274
	Orange	XVBC4M5	9250
Lens unit - steady light - 24 V AC DC	Green	XVBC2B3	7151
	Red	XVBC2B4	7151
	Orange	XVBC2B5	7151
	Blue	XVBC2B6	9224
	Clear	XVBC2B7	9224
	Yellow	XVBC2B8	7145
	Green	XVBC2G3	7008
	Red	XVBC2G4	7014
Lens unit - steady light - 120 V AC	Orange	XVBC2G5	7290
	Blue	XVBC2G6	8836
	Yellow	XVBC2G8	7325
	Green	XVBC2M3	7014
Lens unit - steady light - 230 V AC	Red	XVBC2M4	7014
	Orange	XVBC2M5	7014
	Blue	XVBC2M6	9727
	Yellow	XVBC2M8	7635
	Green	XVBC5B3	12600
Lens unit - flashing light - 24 V AC DC	Red	XVBC5B4	12216
	Orange	XVBC5B5	12340
	Blue	XVBC5B6	15399
	Clear	XVBC5B7	10139
	Yellow	XVBC5B8	12146
Lens unit - flashing light - 230 V AC	Red	XVBC5M4	12107
	Blue	XVBC5M6	15251

**Note:** Available for ordering till 31st March 2025

## XVB Units

Description	Reference	Unit MRP [₹]
<b>XVB Audible Signaling Unit</b>		
Sound unit - continuous or intermittent buzzer - 75..90 dB - 12..48 V AC DC	XVBC9B	9967
Sound unit - continuous or intermittent buzzer - 75..90 dB - 120..230 V AC	XVBC9M	16755
<b>XVB Base Unit + Cover</b>		
Base unit + cover for bank XVB - without flash discharge tube - black - IP 65	XVBC21	4506
<b>XVB Accessories</b>		
Support tube + fixing base l=400 mm - aluminium black - XVB	XVBZ03	3752
Support tube + fixing base l=80 mm - aluminium black - XVB	XVBZ02	2836
Support tube + fixing base l=800 mm - aluminium black - XVB	XVBZ04	5586
<b>XVB Incandescent Bulb</b>		
Clear incandescent bulb for Signaling - BA 15d - 24 V 10 W	DL1BLB	400
Clear incandescent bulb for Signaling - BA 15d - 120 V 10 W	DL1BLG	682
Clear incandescent bulb for Signaling - BA 15d - 230 V 10 W	DL1BLM	434

## XVB LED BA 15d Base Fitting

[Us] Rated Supply Voltage	Signaling Colour	Reference	Unit MRP [₹]
24 V AC/DC	White	DL1BDB1	5350
24 V AC/DC	Green	DL1BDB3	4279
24 V AC/DC	Red	DL1BDB4	4279
24 V AC/DC	Blue	DL1BDB6	4854
24 V AC/DC	Yellow-Orange	DL1BDB8	5029
120 V AC	White	DL1BDG1	6444
120 V AC	Yellow-Orange	DL1BDG8	5340

**Note:** Available for ordering till 31st March 2025

Please contact Customer care center for Stockable and Non stockable status of references.

NORMAL STOCK ITEMS

W.E.F. February 03<sup>rd</sup>, 2025

# Transition to equipment signaling excellence, elevate your operations

Coming Soon

Harmony XVB7 Modular Tower Light



[se.com/in](https://se.com/in)

# Better and brighter: Light up your journey with Harmony Modular Tower Lights



Harmony Modular Tower Lights, XVB7, feature a sleek, new design incorporating universal LEDs to maximize brightness while minimizing energy consumption.

With easy installation and a modular concept, Harmony Modular Tower Lights simplify your selection journey and enable operational efficiency.



## Better and brighter

- Elevated modern design
- 4x improvement in brightness



## Flexible

- Modular concept provides selection flexibility
- IO-Link and USB connections enable more operation capability



## Efficient

- More rationalized construction, reduce 3x SKUs with the same functional coverage
- Push-in terminal reduces wiring time by up to 75%
- M12 connection reduces wiring time by up to 95%



## Sustainability focused

- Power optimization via energyefficient LED
- Sustainable lifecycle from material to manufacturing

Precision, sustainability, and safety are important for maintaining peak productivity levels, particularly in environments where high performance and safety are critical.



## Safety you can see

Bright light = clear signals





**Modular tower lights Ø 70 mm for customer assembly with light and sound functions**

Description	Light Source	Color	Reference	Unit MRP [₹]	
<b>Light modules with steady light signal (IP66)</b>					
Light modules with energy-efficient LED	LED, included 24 V AC/DC	Green	XVB7C23	On Request	
	LED, included 24 V AC/DC	Red	XVB7C24	On Request	
	LED, included 24 V AC/DC	Orange	XVB7C25	On Request	
	LED, included 24 V AC/DC	Blue	XVB7C26	On Request	
	LED, included 24 V AC/DC	White	XVB7C27	On Request	
	LED, included 24 V AC/DC	Yellow	XVB7C28	On Request	
<b>Light modules with Blinking light signal (IP66)</b>					
Light modules with energy-efficient LED	LED, included 24 V AC/DC	Green	XVB7C53	On Request	
	LED, included 24 V AC/DC	Red	XVB7C54	On Request	
	LED, included 24 V AC/DC	Orange	XVB7C55	On Request	
	LED, included 24 V AC/DC	Blue	XVB7C56	On Request	
	LED, included 24 V AC/DC	White	XVB7C57	On Request	
	LED, included 24 V AC/DC	Yellow	XVB7C58	-	
<b>Light modules with Flashing light signal (IP66)</b>					
Light modules with energy-efficient LED	LED, included 24 V AC/DC 2 Joules flash	Green	XVB7C63	On Request	
	LED, included 24 V AC/DC 2 Joules flash	Red	XVB7C64	On Request	
	LED, included 24 V AC/DC 2 Joules flash	Orange	XVB7C67	On Request	
	LED, included 24 V AC/DC 2 Joules flash	Blue	XVB7C66	On Request	
	LED, included 24 V AC/DC 2 Joules flash	White	XVB7C67	On Request	
	LED, included 24 V AC/DC 2 Joules flash	Yellow	XVB7C68	On Request	
<b>Beacon lens with steady light signal (IP66)</b>					
Light modules with energy-efficient LED	LED, included 24 V AC/DC	Green	XVB7L23	On Request	
	LED, included 24 V AC/DC	Red	XVB7L24	On Request	
	LED, included 24 V AC/DC	Orange	XVB7L25	On Request	
	LED, included 24 V AC/DC	Blue	XVB7L26	On Request	
	LED, included 24 V AC/DC	White	XVB7L27	On Request	
	LED, included 24 V AC/DC	Yellow	XVB7L28	On Request	
<b>Beacon lens with flashing light signal (IP66)</b>					
Light modules with energy-efficient LED	LED, included 24 V AC/DC 2 Joules flash	Green	XVB7L63	On Request	
	LED, included 24 V AC/DC 2 Joules flash	Red	XVB7L64	On Request	
	LED, included 24 V AC/DC 2 Joules flash	Orange	XVB7L65	On Request	
	LED, included 24 V AC/DC 2 Joules flash	Blue	XVB7L66	On Request	
	LED, included 24 V AC/DC 2 Joules flash	White	XVB7L67	On Request	
	LED, included 24 V AC/DC 2 Joules flash	Yellow	XVB7L68	On Request	
Description	Voltage	Connection	Color	Reference	Unit MRP [₹]
<b>Base modules for direct fixing (IP66) or tube fixing (IP65)</b>					
Standard base modules with tube and cover	24 V AC/DC	Push in terminal	Dark Grey	XVB7C21B	On Request
	24 V AC/DC	M12 connector (A-coded, 15 cm cable)	Dark Grey	XVB7C61	On Request
	24 V AC/DC	IO-Link protocol (V1.1) M12 connector (A-coded, 15 cm cable)	Dark Grey	XVB7C31	On Request
	100..240 V AC 120 V AC/DC	Push in terminal	Dark Grey	XVB7C21M	On Request
Description	Voltage	Color	Reference	Unit MRP [₹]	
<b>Rotating and multi-functional modules (IP66)</b>					
Multi-functional module adjustable via dip switch: 8 colors, 4 light patterns Steady, blinking, 2 x flash, 3 x flash	LED, included 24 V AC/DC	Clear Lens 8 Colors (blue, green, Orange, Red, White yellow, turquoise and violet)	XVB7CM9	On Request	
Description	Voltage	Sound Pattern	Reference	Unit MRP [₹]	
<b>Audible Module</b>					
Sounder 360° omni sound, IP66 Up to 102 dB (A) at 1 meter Dark Grey	24 V AC/DC	2 tones buzzer (continuous or intermittent)	XVB7C9S	On Request	

Please contact Customer care center for Stockable and Non stockable status of references.

NORMAL STOCK ITEMS

W.E.F. February 03<sup>rd</sup>, 2025



- Motor less + LED Flashing
- External Buzzer volume adjustor 70 DB to 90 DB
- Straight & Side wiring- more flexible

## XVR3 Multifunctional LED Beacon NEW

Description	Reference	Unit MRP [₹]
Multi-functional LED Beacon green witout buzzer DC/AC 12~24V	XVR3B03	15320
Multi-functional LED Beacon red witout buzzer DC/AC 12~24V	XVR3B04	15346
Multi-functional LED Beacon orange witout buzzer DC/AC 12~24V	XVR3B05	15086
Multi-functional LED Beacon green witout buzzer AC 100~230V	XVR3M03	15037
Multi-functional LED Beacon red witout buzzer AC 100~230V	XVR3M04	14809
Multi-functional LED Beacon Orange witout buzzer AC 100~230V	XVR3M05	15086
Multi-functional LED Beacon red with buzzer DC/AC 12~24V	XVR3B04S	30193
Multi-functional LED Beacon orange with buzzer DC/AC 12~24V	XVR3B05S	31082
Multi-functional LED Beacon green with buzzer AC 100~230V	XVR3M03S	16684
Multi-functional LED Beacon red with buzzer AC 100~230V	XVR3M04S	13844
Multi-functional LED Beacon orange with buzzer AC 100~230V	XVR3M05S	14861
Multi-functional LED Beacon blue with buzzer AC 100~230V	XVR3M06S	16374

## XVS Sirens

Description	Reference	Unit MRP [₹]
2 tones siren - 106 dB - 12...24V AC/DC - white	XVS10BMW	27817
2 tones siren - 106 dB - 120V AC - white	XVS10GMW	27817
2 tones siren - 106 dB - 230V AC - white	XVS10MMW	27817

## DL1 Incandescent Bulb

Description	Reference	Unit MRP [₹]
Clear incandescent bulb for Signaling - ba 15d - 24 v 4 w	DL1BEBS	380
Clear incandescent bulb for Signaling - ba 15d - 120 v 7 w	DL1BEG	402
Clear incandescent bulb for Signaling - ba 15d - 230 v 5 w	DL1BEMS	412

## XVR Rotating Mirror Beacon

Description	Light Block Colour	Reference	Unit MRP [₹]
Rotating mirror beacon w/o buzzer XVR - Ø 130 - 24 V AC DC	Red	XVR13B04L	16806
Rotating mirror beacon w/o buzzer XVR - Ø 130 - 24 V AC DC	Orange	XVR13B05L	16021
Rotating mirror beacon w/o buzzer XVR - Ø 120 - 24 V AC DC	Blue	XVR12B06	21745
Rotating mirror beacon w/o buzzer XVR - Ø 130 - 120 V AC	Red	XVR13G04L	19859
Rotating mirror beacon w/o buzzer XVR - Ø 130 - 230 V AC	Red	XVR13M04L	21137
Rotating mirror beacon w/o buzzer XVR - Ø 130 - 230 V AC	Orange	XVR13M05L	19680

Please contact Customer care center for Stockable and Non stockable status of references.

NORMAL STOCK ITEMS

W.E.F. February 03<sup>rd</sup>, 2025



# Tower light vivid in all kinds of ambient

## Easy Harmony XVG Monolithic tower light

When Simple is just enough without compromise in quality.

### Intuitive clear lens design suitable in bright environment and long distance view

Clear lens design overcome colored lens dull and reflection in bright environment.

From far, can easily differentiate machine status by ON/OFF condition of tower light, even in bright and densed environment.

### Pre-wired and pre-assembled simplify selection, engineering and inventory management

Easy colored code wire with respect to function ease installation and maintenance work.

### Simple yet complete signaling applications

From single layer up to 4 layers. From steady to flashing light pattern. 5 types of mounting option. Wide voltage ranges options from 24V AC/DC, 220~240V AC. Answer most of the signaling applications.





## Offer overview

- Single layer to 4 layers. IP23 to IP53 depends on different mounting.
- Buzzer pressure level max 85dB @1m
- 5 type of mounting options
- Red flashing @ 1Hz on single layer, up to 4 colors (R/O/G/B) in steady pattern
- Long lasting LEDs, can operating more than 100K hours, low power consumption
- CE, CCC and EAC certification approval

Voltage	Colors	Light Pattern	Mounting Type	Without Buzzer	Buzzer
24V DC/AC	Red	Steady	100mm pole with L bracket 100mm pole with foldable bracket	XVGB1A XVGB1MA	XVGB1SA XVGB1SMA
		Flashing	100mm pole with L bracket 100mm pole with foldable bracket		XVGB1SFA XVGB1SMFA
220~240V AC		Steady	100mm pole with L bracket 100mm pole with foldable bracket	XVGM1A XVGM1MA	XVGM1SA XVGM1SMA
		Flashing	100mm pole with L bracket 100mm pole with foldable bracket		XVGM1SFA XVGM1SMFA



Voltage	Colors	Light Pattern	Mounting Type	Without Buzzer	Buzzer
24 V DC/AC	2 layers: Red/Green 3 layers: Red/Orange/Green 4 layers: Red/Orange/Green/Blue	Steady	Base Mount Direct Alu tube Alu tube and L-bracket Alu tube and fixing plate Alu tube and foldable bracket	XVGB*W XVGB*T XVGB* XVGB*H XVGB*M	XVGB*SW XVGB*ST XVGB*S XVGB*SH XVGB*SM
220~240V AC	2 layers: Red/Green 3 layers: Red/Orange/Green	Steady	Base Mount Direct Alu tube Alu tube and L-bracket Alu tube and fixing plate Alu tube and foldable bracket	XVGM+W XVGM+T XVGM+ XVGM+H XVGM+M	XVGM+SW XVGM+ST XVGM+S XVGM+SH XVGM+SM



ø Replace \* with 2 to 4 represent 2 to 4 layers for DC models  
ø Replace + with 2 to 3 represent 2 to 3 layers for AC models



Please contact Customer care center for Stockable and Non stockable status of references.

NORMAL STOCK ITEMS

W.E.F. February 03<sup>rd</sup>, 2025



Tower light, Ø 60 mm, Pre-assembled, PreCabled, Monoethic, Economical Version,  
XVGB-Series with LED for steady light - 24VDC

Description	References	Unit MRP ₹
<b>With aluminium tube mounting and L-bracket</b>		
<b>Without Buzzer</b>		
2-Stage Red, Green	XVGB2	3717
3-Stage Red, Amber, Green	XVGB3	4211
4-Stage Red, Amber, Green, Blue	XVGB4	5409
<b>With Buzzer</b>		
2-Stage Red, Green	XVGB2S	4220
3-Stage Red, Amber, Green	XVGB3S	4787
4-Stage Red, Amber, Green, Blue	XVGB4S	5097
With direct aluminium tube mounting		
<b>Without Buzzer</b>		
2-Stage Red, Green	XVGB2T	3830
3-Stage Red, Amber, Green	XVGB3T	4656
<b>With Buzzer</b>		
3-Stage Red, Amber, Green	XVGB3ST	4820
<b>Without Buzzer</b>		
2-Stage Red, Green	XVGB2H	3717
3-Stage Red, Amber, Green	XVGB3H	4255
4-Stage Red, Amber, Green, Blue	XVGB4H	5580
<b>With Buzzer</b>		
2-Stage Red, Green	XVGB2SH	4544
3-Stage Red, Amber, Green	XVGB3SH	4898
4-Stage Red, Amber, Green, Blue	XVGB4SH	6104
<b>With aluminium tube mounting and foldable bracket</b>		
<b>Without Buzzer</b>		
2-Stage Red, Green	XVGB2M	4261
3-Stage Red, Amber, Green	XVGB3M	4658
<b>With Buzzer</b>		
2-Stage Red, Green	XVGB2SM	4620
3-Stage Red, Amber, Green	XVGB3SM	5059
4-Stage Red, Amber, Green, Blue	XVGB4SM	5101
<b>With base mounting - Direct</b>		
<b>Without Buzzer</b>		
2-Stage Red, Green	XVGB2W	3493
3-Stage Red, Amber, Green	XVGB3W	4110
<b>With Buzzer</b>		
2-Stage Red, Green	XVGB2SW	4088
3-Stage Red, Amber, Green	XVGB3SW	4623
4-Stage Red, Amber, Green, Blue	XVGB4SW	5524
<b>XVG-USB Based Towerlights</b>		
Pre-assembled and pre-cabled Multicolor USB tower light 60mm IP42 Direct base mounting	XVGU3SWV	9679
Pre-assembled and pre-cabled Multicolor USB tower light 60mm IP42 With 100 mm aluminium tube mounting	XVGU3SHAV	11081

Please contact Customer care center for Stockable and Non stockable status of references.

NORMAL STOCK ITEMS

W.E.F. February 03<sup>rd</sup>, 2025

Tower light, Ø 60 mm, Pre-assembled , PreCabled , Monolethic , Economical Version , XVGM-Series with LED for steady light - 220..240 VAC

Description	References	Unit MRP [₹]
<b>With aluminium tube mounting and L-bracket</b>		
<b>Without Buzzer</b>		
2-Stage Red, Green	XVGM2	4005
3-Stage Red, Amber, Green	XVGM3	4532
<b>With Buzzer</b>		
2-Stage Red, Green	XVGM2S	4546
3-Stage Red, Amber, Green	XVGM3S	5157
<b>With direct aluminium tube mounting</b>		
<b>Without Buzzer</b>		
2-Stage Red, Green	XVGM2T	4127
<b>With Buzzer</b>		
2-Stage Red, Green	XVGM2ST	5058
3-Stage Red, Amber, Green	XVGM3ST	5193
<b>With aluminium tube mounting and fixing plate</b>		
<b>Without Buzzer</b>		
2-Stage Red, Green	XVGM2H	4005
3-Stage Red, Amber, Green	XVGM3H	4581
<b>With Buzzer</b>		
2-Stage Red, Green	XVGM2SH	4899
3-Stage Red, Amber, Green	XVGM3SH	5279
<b>With aluminium tube mounting and foldable bracket</b>		
<b>Without Buzzer</b>		
2-Stage Red, Green	XVGM2M	4592
3-Stage Red, Amber, Green	XVGM3M	5022
<b>With Buzzer</b>		
2-Stage Red, Green	XVGM2SM	4972
3-Stage Red, Amber, Green	XVGM3SM	5450
<b>With Buzzer LED Flashing light</b>		
1-Stage Red	XVGM1SMFA	4581
<b>With base mounting - Direct</b>		
<b>Without Buzzer</b>		
2-Stage Red, Green	XVGM2W	3703
3-Stage Red, Amber, Green	XVGM3W	4410
<b>With Buzzer</b>		
3-Stage Red, Amber, Green	XVGM3SW	4985

Please contact Customer care center for Stockable and Non stockable status of references.

NORMAL STOCK ITEMS

W.E.F. February 03<sup>rd</sup>, 2025



## Upgrade to Harmony XAPD/K for a modern and optimal design

### Better integration in machines and modern aesthetic

New XAPD color follows the industrial standard for enclosures and machines (RAL7035).

### Allow any type of XB4/XB5 functions, including E-stops with legend plate

Increase legend holders usage (our 2 sizes can be used in both vertical and horizontal direction). Our new flush XB4F/XB5F are also compatible. No change on external dimensions.

### Easy to select range with rationalized number of references

Substitution table available on this document.



## Discontinued

## Available



XAPD\*6\* + ZB4FBZ014



XB4F + XB5F  
Flush compatible

### 1. Optimized features and performances



XAPM\* = Pg  
XAPM\*H29 = ISO metric



XAPD\* = ISO metric




XAPG = Pg & 3/4 NPT




XAPG\* = 3/4 NPT



### 2. Compatible with our complete offer of products and accessories



### 3. Friendly customization with configurable legend panels



Please contact Customer care center for Stockable and Non stockable status of references.

NORMAL STOCK ITEMS

W.E.F. February 03<sup>rd</sup>, 2025

## XAP Metal

Description	Dimension wxhxd (mm)	Cable Gland type ISO standard	Number of Cut outs	Number of rows		Reference	Unit MRP [₹]
				Vertical	Horizontal		
<b>Die-cast metal enclosures XAPD (grey "RAL 7035" lid and base)</b>							
Zinc Alloy (usable depth 49mm)	80x80x51.5	M20	1	1	1	XAPD1201	3584
	80x80x51.5	M20	2	2	0	XAPD1202	3961
	80x130x51.5	M20	2	1	2	XAPD2202	5133
	80x130x51.5	M20	3	1	3	XAPD2203	5139
	80x130x51.5	M20	4	2	2	XAPD2204	5088
	80x175x51.5	M20	3	1	3	XAPD3203	6288
	80x175x51.5	M20	4	1	4	XAPD3204	6345
	80x175x51.5	M20	6	2	3	XAPD3206	6397
Zinc Alloy (usable depth 74.5mm)	80x80x77	M20	1	1	1	XAPD1501	4332
	80x80x77	M20	2	2	1	XAPD1502	4678
	80x130x77	M20	2	1	2	XAPD2502	6105
	80x130x77	M20	3	1	3	XAPD2503	6103
	80x130x77	M20	4	2	2	XAPD2504	6101
	80x175x77	M20	3	1	3	XAPD3503	4540
	80x175x77	M20	4	1	4	XAPD3504	7379
	80x220x77	M20	4	1	3	XAPD4504	8380
	80x220x77	M20	5	1	4	XAPD4505	8368
	80x220x77	M20	6	1	5	XAPD4506	8402
80x220x77	M20	8	2	4	XAPD4508	8614	
<b>Die-cast Metal enclosure XAPK ( Yellow "RAL 1003" lid and base)</b>							
Zinc Alloy( usable depth 49 mm)	80x80x5.5	M20	1	1	1	XAPK1201	4177
Zinc Alloy(usable depth 74.5 mm)	80x80x77	M20	1	1	1	XAPK1501	4936

Please contact Customer care center for Stockable and Non stockable status of references.

NORMAL STOCK ITEMS

W.E.F. February 03<sup>rd</sup>, 2025



# Human Machine Interfaces Product Line-up Guide

Harmony Panels and Industrial PCs

[se.com/in](https://se.com/in)

# Basic HMI panels for simple machines

## Harmony ST6 — High-resolution and cost-efficient basic HMI



Harmony STM6: W4", W7"  
Harmony ST6/STW6: W4", W7", W10", W12", W15"



Modular Harmony STM6



Modular HMI Gateway Box



Edge Box HMI



### Supporting Software



EcoStruxure Operator Terminal Expert



EcoStruxure Machine SCADA Expert



HTML 5

- Cost-effective with good quality
- Fits into Schneider EcoStruxure Architecture
- Superior high-resolution screen with 16M colors
- Powered by new-generation software "EcoStruxure Operator Terminal Expert" for high-quality graphics and stylish design
- Tool-free mounting with newly-designed mounting fastener, no need for screwdriver
- 2x Ethernet with Dual IP, end-to-end Cybersecurity
- Modular HMI version with push button 22 mm/0.866 in. mounting system
- Web HMI version with embedded browser (instead of HMI software) for visualizing HTML5 servers on industrial devices
- Remote visualization using Web Viewer feature
- Faceless HMI version with STM6 Gateway Box and Web Viewer feature for applications that do not need a full time operator screen
- Supports Cloud Services on Edge Box HMI (HMISTM6BOXIOT) due to the power of EcoStruxure Machine SCADA Expert software

## Harmony STO7 — Compact color HMI



### Supporting Software



Harmony STO7: W4.3"



EcoStruxure Operator Terminal Expert

- TFT color screen with 480 x 272 pixels
- Removable logo stickers
- Larger screen with full-size ratio in the 4.3" class
- 3 versions for various communication types

## Harmony GTO — Standard HMI



### Supporting Software



Harmony GTO: 3.5", 5.7", W7", 7", 10", 12"



Vijeo Designer

- Excellent brightness with TFT 65K colors
- Stainless steel panel for food and beverage applications
- Standard front and IP65 degree of protection
- Extended Temperature - up to 55 °C/131 °F
- Easy to install and sustainable offer
- Full range of international certifications
- No logo and full conformal coating versions available

## Harmony STU — Cut-out free HMI



### Supporting Software



Harmony STU: 3.5", 5.7"



Vijeo Designer

- Compact for space saving
- Innovative tool-free mounting via 22.5 mm/0.885 in. hole
- Ethernet port RJ45 10BASE-T/100BASE-TX
- Separately mounted via 3 m or 5 m cable with mounting adapter
- Modular design for easy maintenance

## Harmony SCU — Cut-out free HMI controller



### Supporting Software



Harmony SCU: 3.5", 5.7"



EcoStruxure Machine Expert

- Optimum all-in-one combination for HMI and Control
- Innovative tool-free mounting via 22.5 mm/0.885 in. hole
- Reduce machine assembly time and cost
- Space saving
- Embedded CANopen port for field networking
- Modular design for easy maintenance

## Harmony ST6 — High-resolution and cost-efficient basic HMI



Harmony ST6 HMI panels range in sizes from 4” to 15” wide combining the exceptional quality of good graphics and stylish design. They are available in basic, modular, web and Edge Box. The ST6 and STM6 panels offer an improved user operation experience through an intuitive design powered by EcoStruxure Operator Terminal Expert software. The STW6 panels have a pre-installed browser that provides a ready-to-use agnostic terminal allowing all devices to be visualized within an HTML5 server. The Edge Box HMI, thanks to the power of EcoStruxure™ Machine SCADA Expert software, provides an affordable Box to get ready for Cloud Services EcoStruxure Machine brings together key technologies for product connectivity and on-premise edge control, and cloud technologies to provide analytics and digital services. EcoStruxure Machine helps you bring more innovation and added value to your customers throughout the entire machine life cycle. The Harmony ST6/STW6/STM6 and the Edge Box HMI versions meet IIoT challenges at the Connected Products level, by providing secure communication, connectivity, and efficiency to the required software and applications at the Edge Control level, thus opening up more business opportunities.

Product Description	Reference	Unit MRP [₹]
4" W basic operator terminal	HMIST6200	On Request
7" W basic operator terminal	HMIST6400	On Request
10" W basic operator terminal	HMIST6500	On Request
12" W basic operator terminal	HMIST6600	On Request
15" W basic operator terminal	HMIST6700	On Request
"4"W basic modular terminal"	HMISTM6200	On Request
"7"W basic modular terminal"	HMISTM6400	On Request
Basic HMI Gateway . STM6	HMISTM6BOX	On Request
"4"W basic Web terminal"	HMISTW6200	On Request
7" W basic Web terminal	HMISTW6400	On Request
10" W basic Web terminal	HMISTW6500	On Request
12" W basic Web terminal	HMISTW6600	On Request
15" W basic Web terminal	HMISTW6700	On Request
Basic HMI Edge Box,STM6	HMISTM6BOXIOT	On Request

## Harmony STO7 - Compact color HMI



- Best-in-class display
- With screen quality based on ppi similar to Harmony GTU, the Harmony STO7●●
- 4.3” color screens support crisp-clear visualization and a high quality display.
- This enables you to create more attractive and distinguished applications for industry.

Product Description	Reference	Unit MRP [₹]
4.3" touch panel screen RS232C	HMISTO705	On Request
4.3" touch panel screen RS232C/485	HMISTO715	On Request
4.3" touch panel screen Ethernet	HMISTO735	On Request
RTC battery set	HMIZSRTC1	On Request

## Harmony STU - Cut-out free HMI



- Harmony STU panels are compact open panels offering greater communication capabilities. The high resolution touch screens, clever mounting system, and HMI software make them ideal for machine manufacturer solutions in industry and infrastructure
- No panel cut-out is required to install a Harmony STU small panel. All you need to do is drill a hole measuring 22 mm in diameter - just like installing a push button. The front module (comprising the screen) is connected to the rear module (comprising the terminals and connectors) via this 22 mm drilled hole

Product Description	Reference	Unit MRP [₹]
Touch Panel Screen 3"5 Color	HMISTU655	On Request
Touch Panel Screen 5"7 Color	HMISTU855	On Request
STU 3in5 without marking on overlay	HMISTU655W	On Request
STU 5in7 without marking on overlay	HMISTU855W	On Request
STU 3in5 front module	HMIS65	On Request
STU 5in7 front module	HMIS85	On Request
STU rear module	HMIS5T	On Request

Please contact Customer care center for Stockable and Non stockable status of references.

NORMAL STOCK ITEMS

W.E.F. February 03<sup>rd</sup>, 2025



## Harmony GTO - Standard HMI



- Standard and Stainless HMI panels with 3.5" to 12.1" screen.
- Harmony GTO Standard HMI panels feature optimized information and communication technologies, which, depending on the model, include:
- High level of communication (embedded Ethernet, multilink, Web server and FTP,e-mail).
- External storage of data (SD memory card and USB memory stick) for storing production data and backing up applications.
- Management of peripherals: printers, etc.
- These panels offer an excellent level of technical performance designed Principally for use by OEM customers.
- The Harmony GTO range has been designed in accordance with numerous standards, certifications and requirements:
  - Standards: EN 61131-2, 61000-6-2 and UL508,
  - Certifications: C-tick, GOST-R, KCC Atex and UL Hazardous location (pending), Marine certifications (pending).
  - Operating temperature: up to 55°C
  - Degree of protection (according to IEC 60529):
    - IP 65 for standard version products
    - IP 67 for standard version products fitted with a cover for harsh environments.
    - IP 66K for "Stainless Steel" version products
- Resistance to high-pressure cleaning (conforming to DIN 40050-9): up to 10 bar for "Stainless Steel" version products.

Product Description	Reference	Unit MRP [€]
3.5 Color Touch Panel QVGA-TFT	HMIGTO1300	On Request
3.5 Color Touch Panel QVGA-TFT	HMIGTO1310	On Request
5.7 Color Touch Panel QVGA-TFT	HMIGTO2300	On Request
5.7 Color Touch Panel QVGA-TFT	HMIGTO2310	On Request
5.7 Color Touch Panel QVGA Stainless	HMIGTO2315	On Request
7.0 Color Touch Panel WVGA-TFT	HMIGTO3510	On Request
7.5 Color Touch Panel VGA-TFT	HMIGTO4310	On Request
10.4 Color Touch Panel VGA-TFT.	HMIGTO5310	On Request
HMIGTO5310 Coated	HMIGTO5310FC	On Request
HMIGTO5310 coated and logo removed	HMIGTO5310FCW	On Request
HMIGTO5310 logo removed	HMIGTO5310FW	On Request
10.4 Color Touch Panel VGA Stainless	HMIGTO5315	On Request
12.1 Color Touch Panel SVGA-TFT	HMIGTO6310	On Request
HMIGTO6310 Coated	HMIGTO6310FC	On Request
12.1 Color Touch Panel SVGA Stainless	HMIGTO6315	On Request

## Harmony SCU — Cut-out free HMI controller



The ultra-compact range of Harmony SCU HMI controllers are part of Schneider Electric's Flexible Machine Control concept, a key element in MachineStruxure™. The Harmony SCU HMI controllers offer brings together Human Machine Interface and control functions within a single product. This reduces the amount of equipment required and the associated costs throughout the life cycle of the machine. The Harmony SCU integrate, as standard, all their functions. They benefit, in particular, from the same innovation as the Harmony STU panels range: Mounting via a 22 mm diameter hole (pushbutton type) which considerably simplifies installation.

Of modular design, this range comprises:

- 2 complete Harmony SCU products for the control of simple machines, comprising:
  - A 3.5" or 5.7" 65 k color TFT Screen module
  - A Controller module with 16 integrated digital inputs/10 integrated digital outputs
- 2 complete Harmony SCU products for the control of simple processes, comprising:
  - A 3.5" or 5.7" 65 k color TFT Screen module.
  - A Controller module with 8 integrated digital inputs/8 integrated digital outputs and 4 integrated analog inputs/2 integrated analog outputs

Product Description	Reference	Unit MRP [€]
3.5 Small Controller Panel For Machine	HMISCU6A5	On Request
3.5 Small Controller Panel For Process	HMISCU6B5	On Request
5.7 Small Controller Panel For Machine.	HMISCU8A5	On Request
5.7 Small Controller Panel For Porcess	HMISCU8B5	On Request
Rear Module Small Controller Process	HMISBC	On Request
Rear Module Small Controller Machine	HMISAC	On Request

Please contact Customer care center for Stockable and Non stockable status of references.

☑ NORMAL STOCK ITEMS

W.E.F. February 03<sup>rd</sup>, 2025

# Advanced HMI panels for performance machines

## Harmony GTU — High performance modular HMI



### Supporting Software



Harmony GTU: W7", 10", W10", 12, W12", 15", W15", W19"



Box      Display      Tool-free mounting      Complete HMI



EcoStruxure Operator Terminal Expert



Vijeo Designer

- 8 sizes of high-resolution displays ranging from 7" to 19", either with modern 16:9 or standard 4:3 ratio
- 3 boxes, two with Real Time OS and one with fully open Windows based
- Up to 2 separate Ethernet ports, serial communication ports, and field bus options suiting IoT
- Industrial multi-touch and fully coated offer
- All memory removable for PC-free box replacements
- Wireless LAN enabled display
- Easy to install with integrated mounting fastener and antidrop lock
- Multi-display capability with Open box using DVI interface or multi-display adapter

## Harmony GTUX — eXtreme HMI



### Supporting Software



Harmony GTUX: W7", W12", W15"



Vijeo Designer

- A wide temperature range from -30...+70 °C / -22 ...+158 °F
- Sunlight Readable: High brightness LCD (1000 cd/m<sup>2</sup>), anti-glare surface
- Robustness: UV Protection, conformal coated (fully coated)
- Dust and water proof (IP66F, IP67F and UL50E Type 4X (Outdoor use))
- Environmental standard: Class 1, Div. 2, ATEX/IECEX Zone 2/22
- Variety of interfaces including dual Ethernet ports
- Modular design with stainless front face
- Suitable for industry segments like Oil & gas, Water and Waste Water (WWW) management

## Harmony GK — Keyboard HMI



### Supporting Software



Harmony GK: 5.7", 10.4"




Vijeo Designer

- Fine control inputs even in severe environment
- Touch screen and keypad keys configurable simultaneously or separately
- Highly robust with operating temperatures up to 55 °C / 131 °F, reducing maintenance problems and time

## Harmony GTU — High performance modular HMI




Harmony GTU are universal panels that include smartphone-like interface and Wireless technology. They offer unmatched comfort of use with no compromise on performance and openness.

Product Description	Reference	Unit MRP 
Premium BOX for Universal Panel	HMIG3U	On Request
Standard Box for Universal Panel	HMIG2U	On Request
Open BOX for Universal Panel	HMIG5U2	On Request
Open BOX Universal Panel	HMIG5U22	On Request
7W Touch Advanced Display WVGA	HMIDT351	On Request
10W Touch Advanced Display WXGA	HMIDT551	On Request
10.4 Touch Smart Display SVGA	HMIDT542	On Request
12W Touch Advanced Display WXGA	HMIDT651	On Request
12.1 Touch Smart Display XGA	HMIDT642	On Request
15 Touch Smart Display XGA	HMIDT732	On Request
15W Touch Smart Display FWXGA	HMIDT752	On Request
19W Touch Smart Display FWXGA	HMIDT952	On Request

## Harmony GTUX — eXtreme outdoor HMI panels for harsh outdoor environment



- Harmony GTUX is a modularly designed robust terminal suitable for harsh outdoor environments. Features like high brightness and UV protection to direct sunlight, protection against water and dust, and supporting a wide range of temperatures make it an ideal choice for direct outdoor operation in O&G, WWW, and MMM segments.
- Harmony eXtreme panels can be used in applications like smart energy generation (solar, wind turbine, biomass, hydropower genset, etc.), hoisting, compressor, pumping, and car charging/washing.

Product Description	Reference	Unit MRP 
Extreme BOX	HMIG3X	On Request
7W Touch eXtreme Display WVGA	HMIDT35X	On Request
12W Touch eXtreme Display WXGA	HMIDT65X	On Request
15W Touch eXtreme Display FWXGA	HMIDT75X	On Request
Box Module Fixing Bracket for 7W	HMIZXFIX1	On Request
Box Module Fixing Bracket for 12W & 15W	HMIZXFIX2	On Request

Please contact Customer care center for Stockable and Non stockable status of references.

NORMAL STOCK ITEMS

W.E.F. February 03<sup>rd</sup>, 2025

## Harmony GK — Keyboard HMI



- Harmony HMI GK graphic terminals share technical characteristics with Harmony GTO to enhance the operator's experience. Ultra-flexible, with two screen sizes (5"7 and 10"4), the Harmony HMI GK can be configured and controlled to precisely match your requirements.
- Designed to operate in severe environments, the Harmony HMI GK offers you optimum control on the keypad, as well as on the touch screen. The latest design is consistent with the Harmony USB keypad (HMIZKB1), ideal for keypad control on small Harmony panels

Product Description	Reference	Unit MRP [₹]
5.7 Keypad Panel QVGA-TFT	HMIGK2310	On Request
10.4 Keypad Panel VGA-TFT	HMIGK5310	On Request

## Easy Harmony ET6

### Harmony ET6 - Essential touchscreen panels for simple machines



- Range from 7" to 15", Easy Harmony ET6 is a robust and cost-effective touch screen panel that provides refined display, quick touch response and Ethernet capability. The Easy Harmony ET6 is designed with the secure development life-cycle (SDL) process and enhanced the Cybersecurity with secure boot and encrypted transfer.
- Target Segments: Packaging, HVAC, Pumping, Metal Working, Pharmacy, and other miscellaneous sectors of activities

Product Description	Reference	Unit MRP [₹]
7"W Easy Touch Panel, Ethernet model	HMIET6400	On Request
10"W Easy Touch Panel, Ethernet model	HMIET6500	On Request
12"W Easy Touch Panel, Ethernet model	HMIET6600	On Request
15"W Easy Touch Panel, Ethernet model	HMIET6700	On Request

Please contact Customer care center for Stockable and Non stockable status of references.

NORMAL STOCK ITEMS

W.E.F. February 03<sup>rd</sup>, 2025

# Harmony Industrial PCs and Edge Box for line management

## Harmony P6 Industrial PCs - Drive efficiency and productivity at the Edge of EcoStruxure



### Supporting Software



Node-RED



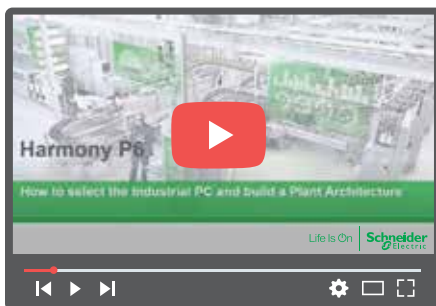
EcoStruxure Operator Terminal Expert



EcoStruxure Machine SCADA Expert



Harmony P6 Modular Box and Modular Display: 12", 15", W10", W12", W15", W19", W22"



How to select the Industrial PC and build a Plant Architecture Click to view the video

- HMIP6 <sup>(1)</sup>
  - Advanced Modular Box PC
    - Intel Core i5 up to 4.1 GHz or Intel Core i7 up to 4.4 GHz or Intel Celeron up to 2.0 GHz, UHD Graphics accelerator
    - 8 to 32 GB or 4 to 16 GB DDR4 RAM, 1x M.2 SSD SATA and 2x 2.5-inch SATA (HDD/SSD) storage slots
    - USB Type A (2x USB 2.0 and 2x USB 3.0), USB Type C (1x USB 3.0), 1x COM RS-232C, 2x RJ45 Ethernet, 1x Display port
    - 2x interface slots and optional extension module for 2x PCI/PCIe slots
    - Default TPM module for encryption
    - RAID HDD with Intel Rapid storage
  - Standard Modular Box PC
    - Intel Core i3 up to 3.9 GHz, UHD Graphics accelerator
    - 8 to 32 GB DDR4 RAM, 1x M.2 SSD SATA and 1x 2.5-inch SATA (HDD/SSD) storage slots
    - USB Type A (2x USB 2.0 and 2x USB 3.0), USB Type C (1x USB3.0), 1x COM RS-232C, 2x RJ45 Ethernet, 1x Display port
    - 2x interfaces slots
    - Default TPM module for encryption
- HMIDM6
  - 4:3 12" and 15" (XGA) color LCD resistive analog multi-touch (2 points) screen with 1x USB 2.0 (Type A), and front USB cover
  - 16:9 10" and 12" (WXGA)/15" (FWXGA)/19" and 21" (FHD) projected capacitive multi-touch (2 points) screen, 7H hardness, anti-scratch, 3 touch mode configuration
  - IP66, Nema 4X indoor front panel
  - All models are certified for CE, RCM, UL 61010-2-201, CSA C22.2 No. 61010-2-201, UL 121201, and CSA C22.2 No. 213
  - All DC models are certified for IECEx/ATEX for use in Zone 2 gas/Zone 22 dust, DNV

## Harmony FP6 — Industrial Flat Panel Monitors



Harmony HMIFP6: 12", 15", W10", W12", W15", W19", W22"

- HMIFP6
  - 4:3 12" and 15" (XGA) color LCD resistive analog multi-touch (2 points) screen with 1x USB 2.0 (Type A), and front USB cover
  - 16:9 10" and 12" (WXGA)/15" (FWXGA)/19" and 22" (FHD) projected capacitive multi-touch (2 points) screen, 7H hardness, anti-scratch, 3 touch mode configuration IP66, Nema 4X indoor front panel
  - All models are certified for e, RCM, UL 61010-2-201, CSA C22.2 No. 61010-2-201, UL 121201<sup>(4)</sup>, and CSA C22.2 No. 213<sup>(4)</sup>, IECEx/ATEX for use in Zone 2 gas/Zone 22 dust<sup>(4)</sup>

Product Description	Reference	Unit MRP [€]
FP6, 10w WXGA, PCAP, DVI, DC	HMIFP6500WCD	On Request
12.1 XGA, Analog-Multi, DVI, DC	HMIFP6600TMD	On Request
FP6, 12w WXGA, PCAP, DVI, DC	HMIFP6600WCD	On Request
FP6, 15.0 XGA, Analog-Multi, DVI, DC	HMIFP6700TMD	On Request
FP6, 15w FWXGA, PCAP, DVI, DC	HMIFP6700WCD	On Request
FP6, 19w Full HD, PCAP, DVI, DC	HMIFP6800WCD	On Request
FP6, 22w Full HD, PCAP, DVI, DC	HMIFP6900WCD	On Request

(1) Available as Configured-to-order only and can be ordered using the online configurator.  
 (4) On the front panel when properly installed in an enclosure and not using the front panel USB port.

Please contact Customer care center for Stockable and Non stockable status of references.

NORMAL STOCK ITEMS

W.E.F. February 03<sup>rd</sup>, 2025

## EcoStruxure Operator Terminal Expert — Touchscreen configuration software



EcoStruxure Operator Terminal Expert



- Operate intuitively
  - Ability to go beyond the limitations of the physical screen size to improve productivity
  - Convert already created Landscape screens into Portrait screens for vertical scrolling and for screens that require many operation switches
- Reduce time to market
  - Efficient and intuitive engineering
  - For faster customization and modification
- Improve efficiency
  - High usability and image quality for the operator (experience design)
  - With Web Viewer feature, watch/operate the HMI screen remotely with mirroring function

## EcoStruxure Machine SCADA Expert - Lite SCADA for line management



EcoStruxure Machine SCADA Expert



- Save time
  - Quick and easy to install directly on our iPCs
  - Save days of testing and commissioning thanks to a fully tested and validated association
  - Tailored information at a glance using BI-Dashboard template
- Save money
  - Get peace of mind and save time and resources with our single point of contact for Hardware/Software/Operating System support
  - Access SCADA level software, with all its benefits, at a competitive cost/features ratio
- Connectivity and data management
  - Includes 250+ native communication drivers
  - Monitor and control remotely your application with Mobile Access, using a tablet or smartphone

**Note:** For Harmony HMIP6, EcoStruxure Machine SCADA Expert Runtime preinstalled version is available as an option in the online configurator.

## Vijeo Designer — Classic HMI configuration software



Vijeo Designer



- Multi-platform: from optimized panels to iPCs
- Multi-panel communication: automatic data sharing between up to 8 different panels
- Multi-language: 15 languages in runtime and 38 alphabets
- Multi-protocol: on COM and Ethernet ports
- Multi-access: local or remote display with WEB Gate, Vijeo Designer Air and Vijeo Designer Air Plus
- Multi-media: video/sound record/replay capability

## EcoStruxure Operator Terminal Expert - Touchscreen configuration software



- EcoStruxure Operator Terminal Expert allows you to create and edit application screens that control automation systems for Harmony GTU (Premium and Open Box)/STO color/ST6/STM6 terminals, and Harmony industrial PCs (Panel and Box).
- EcoStruxure Operator Terminal Expert features a modern and simple-to-use user interface, easy-to-access functions and information, and a multi-platform working environment. It also shortens design time by providing pre-made navigation framework.

Product Description	Reference	Unit MRP [€]
Operator Terminal Expert Group, Email	HMIPELCZLGPAAZ	On Request
Operator Terminal Expert Pro, Email	HMIPELCZLSPAZZ	On Request
Operator Terminal Expert Team, Email	HMIPELCZLTPAAZ	On Request
Operator Terminal Expert Vendor, Email	HMIPELVZLSPAZZ	On Request
Web Viewer 3.x, EOTE, Single (1), Perm	HMIWRT001A	On Request
Web Viewer 3.x, EOTE, Single (10), Perm	HMIWRT010A	On Request
Web Viewer 3.x, EOTE, Single (100), Perm	HMIWRT100A	On Request

## EcoStruxure Machine SCADA Expert - Lite SCADA for line management



- EcoStruxure Machine SCADA Expert enables you to use the key features of Microsoft operating system and build a full-featured SCADA or HMI project for your industrial automation business.
- EcoStruxure Machine SCADA Expert is designed in a modern, ribbon-based Windows interface to provide an integrated and user-friendly development environment.
- EcoStruxure Machine SCADA Expert supports capabilities like scripting, animation, E-mail, recipes, security, tags database, multi-touch, alarms, trends, scalability, multilanguage, FDA traceability, PDF export, graphics and design tools, and so on.
- For applications ranging from complex machine control and monitoring to plant supervision and SCADA, EcoStruxure Machine SCADA Expert with Harmony iPC association makes industrial operations smooth and stress-free.

Product Description	Reference	Unit MRP [€]
EcoStruxure Machine SCADA Expert Basic reissue license with 500 tags	HMIEMSE500A	On Request
EcoStruxure Machine SCADA Expert Supervision,Third party runtime license with 500 tags	HMIEMSE3PRT500A	On Request
EcoStruxure Machine SCADA Expert Line management, Upgrade license for third party runtime license with 1500 tags	HMIEMSE3PUG1KRTA	On Request
EcoStruxure Machine SCADA Expert Basic Buildtime license with 500 tags	HMIEMSEBT500A	On Request
EMSE 3 Party 1.5K Tag RT License	HMIEMSE3PRT1KA	On Request
EMSE 3 Party 32K Tag RT License	HMIEMSE3PRT32KA	On Request
EMSE 3 Party 4K Tag RT License	HMIEMSE3PRT4KA	On Request
EMSE 3 Party 64K Tag RT License	HMIEMSE3PRT64KA	On Request
EMSE 1.5K Tag BT License	HMIEMSEBT1KA	On Request
EMSE 32K Tag BT License	HMIEMSEBT32KA	On Request
EMSE 4K Tag BT License	HMIEMSEBT4KA	On Request
EMSE 64K Tag BT License	HMIEMSEBT64KA	On Request
EMSE 1.5K Tag RT License	HMIEMSEBT1KA	On Request
EMSE 32K Tag RT License	HMIEMSEBT32KA	On Request
EMSE 4K Tag RT License	HMIEMSEBT4KA	On Request
EMSE 64K Tag RT License	HMIEMSEBT64KA	On Request
EMSE Thin Client	HMIEMSETCA	On Request
EcoStruxure Machine SCADA Expert, USB hardkey license	HMIEMSEUSBL	On Request

Please contact Customer care center for Stockable and Non stockable status of references.

NORMAL STOCK ITEMS

W.E.F. February 03<sup>rd</sup>, 2025

## Vijeo Designer — Classic HMI configuration software



The cross-platform VijeoDesigner™ configuration software can be used to create operator dialogue applications for controlling automation systems for the following panels:

- Harmony STU (Vijeo Designer Limited Edition is sufficient)
- Harmony GTO
- Harmony GTU
- Harmony GTUX
- Harmony GK
- Magelis XBTGH portable
- Harmony Panel PCs and Box PCs (HMIBMP, HMIBMU, HMIPSP, HMIPSO, HMIPEP)
- Harmony P6

Product Description	Reference	Unit MRP [₹]
Vijeo Designer 6.3, HMI configuration software single license	VJDBTPRO1P	On Request
Vijeo Designer 6.3, HMI configuration software group license	VJDBTPRO3P	On Request
Vijeo Designer 6.3, HMI configuration software team license	VJDBTPRO10P	On Request
Vijeo Designer 6.3, HMI configuration software entity license	VJDBTPRO100P	On Request
Vijeo Designer 6.3, HMI configuration software single upgrade license	VJDUBTPRO1P	On Request
VJD Runtime, Vijeo Designer, Standard PC	VJDRTPROS1P	On Request
VJD Runtime, Vijeo designer, Harmony P6	VJDRTPROH1P	On Request

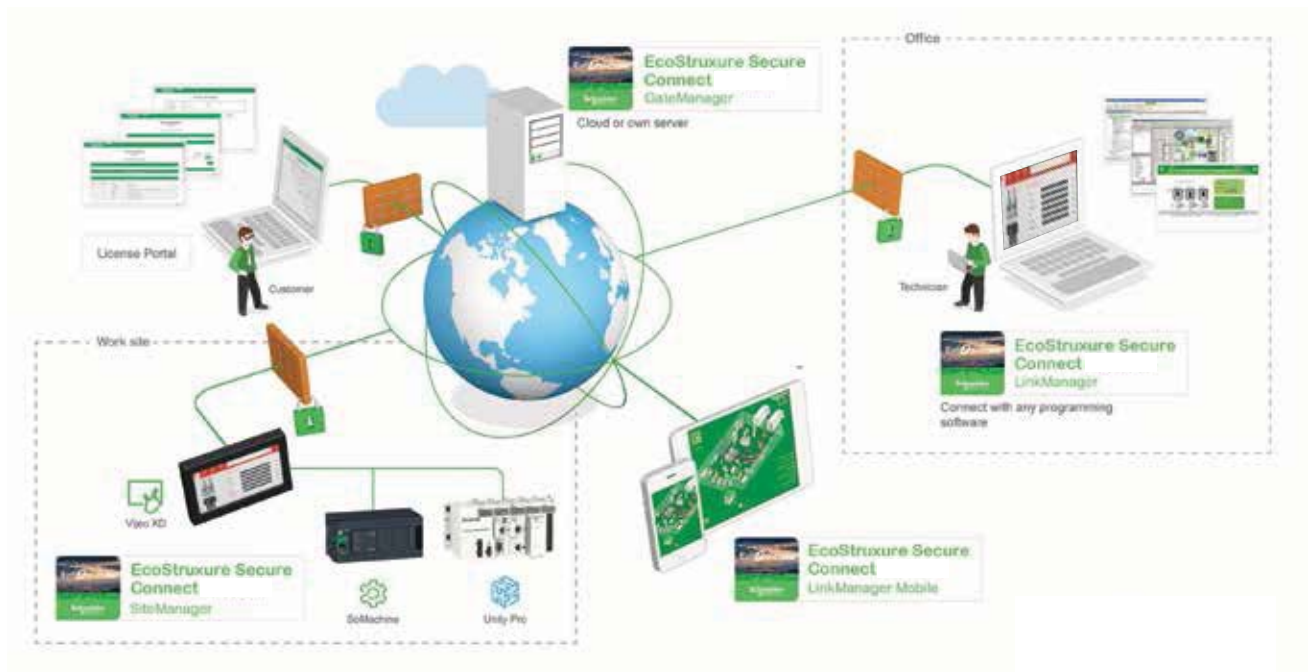
Please contact Customer care center for Stockable and Non stockable status of references.

NORMAL STOCK ITEMS

W.E.F. February 03<sup>rd</sup>, 2025



## EcoStruxure Secure Connect — Secure remote access solution



- Provides a secure connection between remote display units on the work site (via SiteManager Embedded) and computers or smart devices in the office (via LinkManager) over a secure central server (GateManager).
- With EcoStruxure Secure Connect, maintenance personnel can access Schneider Electric software and update it remotely and securely via the HMI, PLC, and other connected devices as if they were on site.
- Troubleshooting and repairs can be performed remotely upon request.

### EcoStruxure Secure Connect - Secure remote access solution



EcoStruxure Secure Connect provides a secure connection between remote display units on the work site (via SiteManager Embedded) and computers or smart devices in the office (via LinkManager) over a secure central server (GateManager). With EcoStruxure Secure Connect, technicians and programmers can remotely access the Schneider Electric software and securely update it via the HMI, PLC, and other connected devices just as though they were present on site. Troubleshooting and repair can also be performed remotely upon request.

Product Description	Reference	Unit MRP [₹]
Vijeo Connect Link Manager License	VJOCNTLML	On Request
Vijeo Connect Link Manager Mobile Lic	VJOCNTLMM	On Request
Secure Connect Enterprise Pack	VJOCNTPACKENT	On Request
Secure Connect Essential Pack	VJOCNTPACKESS	On Request
Vijeo Connect Site Manager Basic License	VJOCNTSMBASIC	On Request
Vijeo Connect Site Manager Ext 10 Lic	VJOCNTSMEXT10	On Request
Vijeo Connect Site Manager Ext 5 Lic	VJOCNTSMEXT5	On Request
Vijeo Connect User statistics	VJOCNTSTAT	On Request
Vijeo Connect Gate Manager PremiumAccess	VJOCNTGMPREM	On Request

Please contact Customer care center for Stockable and Non stockable status of references.

NORMAL STOCK ITEMS

W.E.F. February 03<sup>rd</sup>, 2025

# Acti 9 | Advanced Communication Technology that Inspires

## > Protection devices

- Miniature circuit breakers
- Residual current circuit breakers
- Vigi™ residual current devices
- Surge Protection Devices

## > Protection monitoring and supervision

- Indication and tripping auxiliaries
- Remote control auxiliaries
- Automatic reclosure auxiliaries



Innovative  
Protection monitoring Total control and  
Metering @ DB level



Efficient  
Manage loads, reduce operating and project  
costs, and accurately plan maintenance

## > Control and monitoring

- Contactors
- Impulse relays
- Integrated control circuit breakers
- Light indicators
- Push-buttons and selector switches
- Kilowatt hour meters
- Communicating architecture

## > Installation system

- IP20B terminals
- Splitter blocks
- Full range of mounting and wiring accessories



Reliable

Dual certifications for one product, 100 percent MCB and RCD coordination, easy ordering and design, error free fast connections

# Acti 9 | Advanced Communication Technology that Inspires.....

## > Innovative

- Centralized control system including energy metering
- Large and variable data reading and computing through universal Modbus protocol

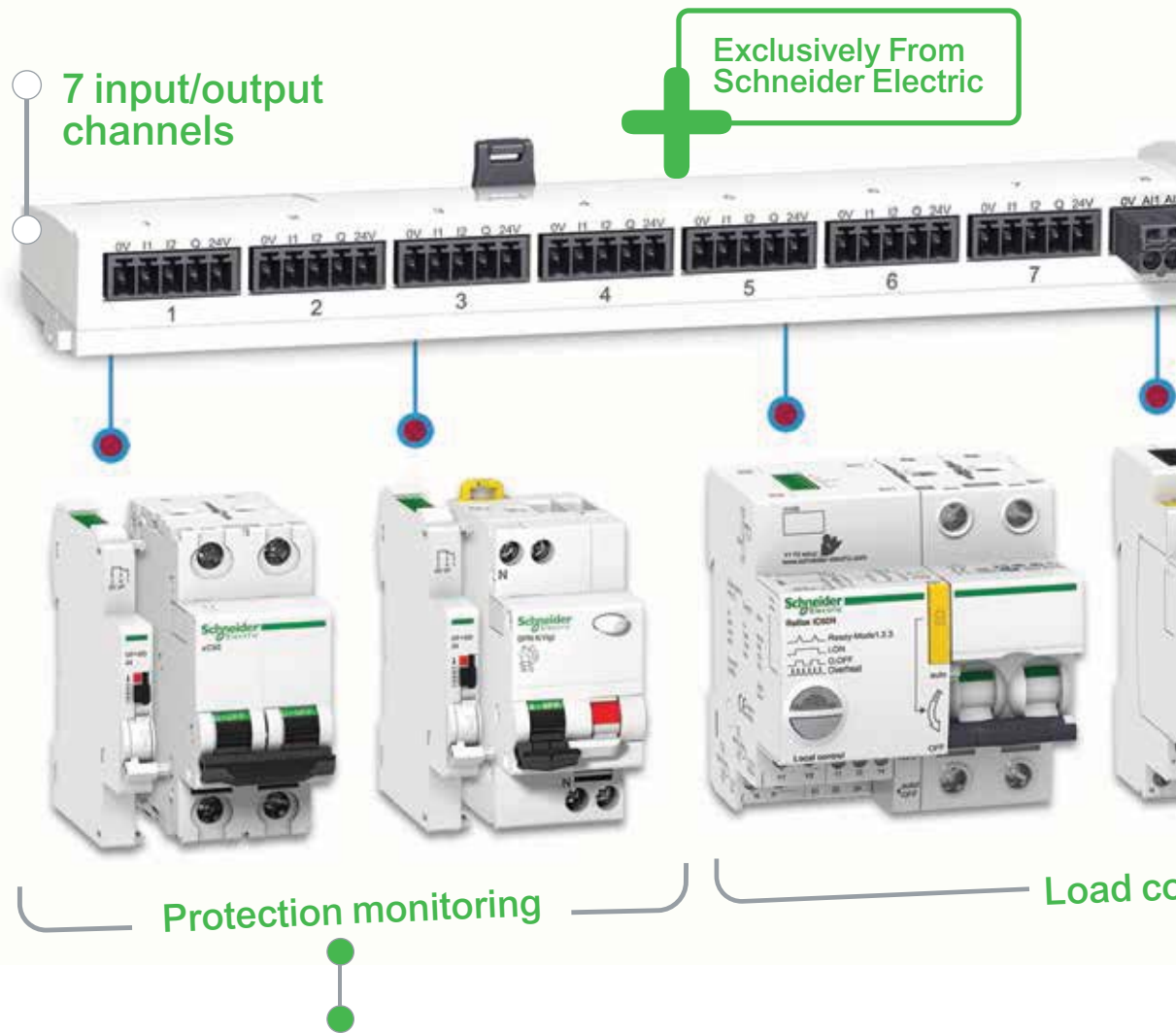
## > Efficient

- One-click, prefabricated wiring for comprehensive communication between your distribution board or panel and any facility management system

## > Reliable

- Error proof connection leading to reduction in downtime
- EMC tested for immunity, radiated and conducted safety

Email Notification upon Event (Devices Status Change, Alarm threshold reached etc.)



- > Status Monitoring - ON / OFF / TRIP
- > Trip Alarm Indication
- > Load Monitoring - No. of tripping cycles, Running Hours

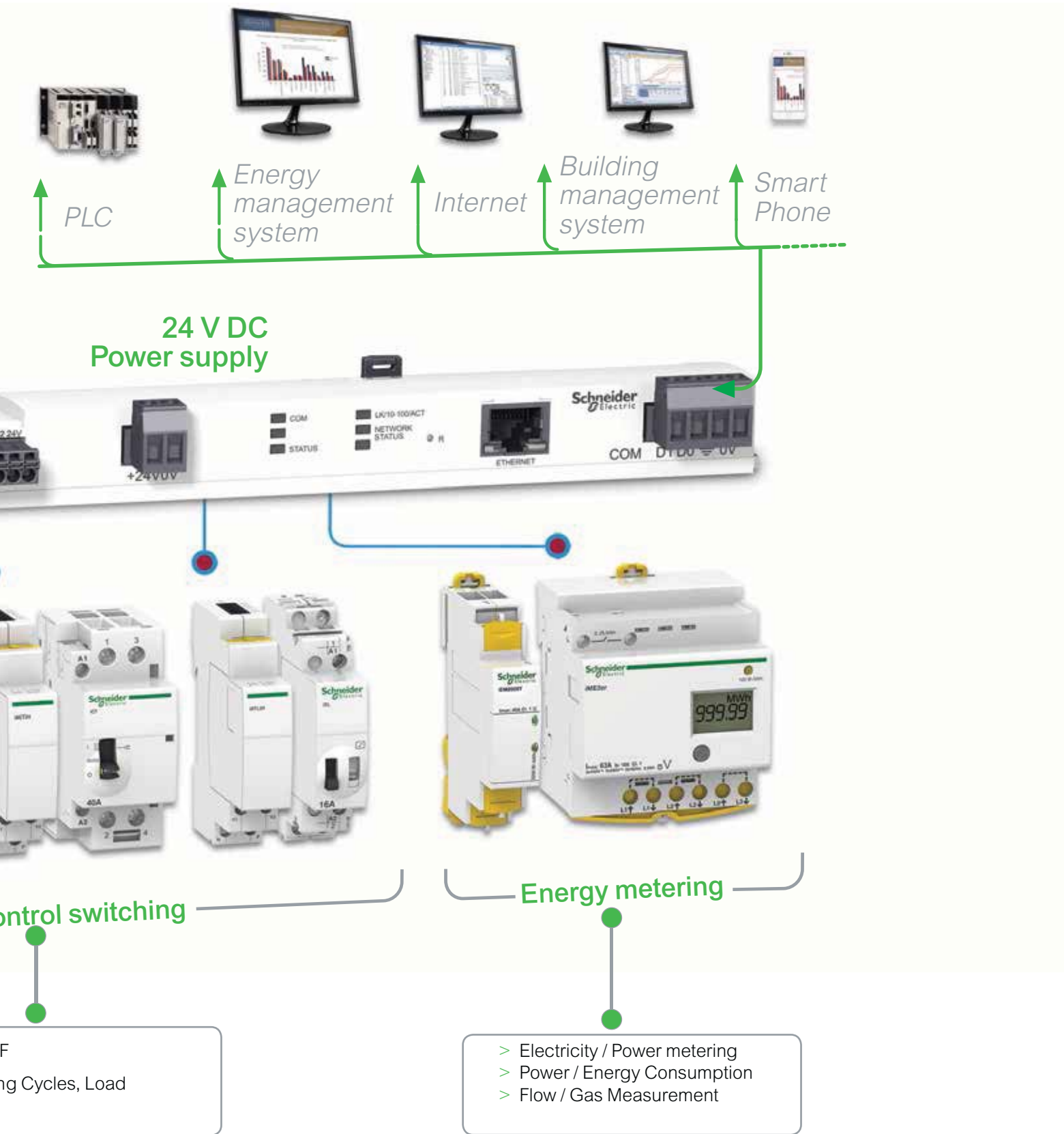
- > Switching Action - ON / OFF
- > Monitoring - No. of Switching running hours



Meets the challenge of all your applications

Detailed load control, reduced downtime and accurately planned maintenance

# Ready to connect to any facility management solution



## Green Premium Products

100% Recyclable and Recoverable  
REACH, RoHS, PEP, EOL compliant

### AC Miniature Circuit Breakers - xC60 - IS/IEC 60898-1



Green Premium

- Breaking Capacity as per IEC 60898 and IS/IEC 60898-1, Icn = 10kA
- Can be used for DC application upto 60V per pole
- Higher Installation Life: Energy Limitation Class 3, Fast Closure Mechanism
- Ease, Speed and Flexibility of installation - Biconnect, Line-Load Reversible
- Field-fittable auxiliaries for advance protection and monitoring
- Positive Contact Indication for assurance of disconnection

[In] Rated Current (A)	1 Pole Reference	Unit MRP [₹]	2 Pole Reference	Unit MRP [₹]	3 Pole Reference	Unit MRP [₹]	4 Pole Reference	Unit MRP [₹]
Module Width**	1 mod		2 mod		3 mod		4 mod	
MOQ	12 Nos.		6 Nos.		4 Nos.		3 Nos.	
<b>B curve</b>								
6	A9N1P06BGN ✓	474	A9N2P06BGN ✓	1430	A9N3P06BGN ✓	2373	-	-
10	A9N1P10BGN ✓	474	A9N2P10BGN ✓	1430	A9N3P10BGN ✓	2373	-	-
16	A9N1P16BGN ✓	474	A9N2P16BGN ✓	1430	A9N3P16BGN ✓	2373	-	-
20	A9N1P20BGN ✓	474	A9N2P20BGN ✓	1430	-	-	-	-
25	A9N1P25BGN ✓	474	-	-	A9N3P25BGN ✓	2373	-	-
32	A9N1P32BGN ✓	474	-	-	A9N3P32BGN ✓	2373	A9N4P32BGN	3197
40	A9N1P40BGN ✓	1028	-	-	-	-	A9N4P40BGN	4602
63	A9N1P63BGN ✓	1042	-	-	A9N3P63BGN ✓	3644	A9N4P63BGN	4644
<b>C curve</b>								
1	A9N1P01CGN ✓	726	A9N2P01CGN ✓	1980	A9N3P01CGN ✓	3125	A9N4P01CGN ✓	3933
2	A9N1P02CGN ✓	726	-	-	A9N3P02CGN ✓	3125	A9N4P02CGN ✓	3933
3	A9N1P03CGN ✓	726	A9N2P03CGN ✓	1980	A9N3P03CGN ✓	3125	-	-
4	A9N1P04CGN ✓	726	A9N2P04CGN ✓	1980	A9N3P04CGN ✓	3125	A9N4P04CGN ✓	3933
6	A9N1P06CGN ✓	430	A9N2P06CGN ✓	1430	A9N3P06CGN ✓	2373	A9N4P06CGN ✓	3197
10	A9N1P10CGN ✓	430	A9N2P10CGN ✓	1430	A9N3P10CGN ✓	2373	A9N4P10CGN ✓	3197
16	A9N1P16CGN ✓	430	A9N2P16CGN ✓	1430	A9N3P16CGN ✓	2373	A9N4P16CGN ✓	3197
20	A9N1P20CGN ✓	430	A9N2P20CGN ✓	1430	A9N3P20CGN ✓	2373	A9N4P20CGN ✓	3197
25	A9N1P25CGN ✓	430	A9N2P25CGN ✓	1430	A9N3P25CGN ✓	2373	A9N4P25CGN ✓	3197
32	A9N1P32CGN ✓	430	A9N2P32CGN ✓	1430	A9N3P32CGN ✓	2373	A9N4P32CGN ✓	3197
40	A9N1P40CGN ✓	1028	A9N2P40CGN ✓	2302	A9N3P40CGN ✓	3613	A9N4P40CGN ✓	4510
50	A9N1P50CGN	1028	A9N2P50CGN	2302	A9N3P50CGN	3613	A9N4P50CGN	4644
63	A9N1P63CGN ✓	1042	A9N2P63CGN ✓	2322	A9N3P63CGN ✓	3733	A9N4P63CGN ✓	4837
<b>D curve</b>								
2	A9N1P02DGN ✓	733	A9N2P02DGN ✓	2001	-	-	-	-
3	A9N1P03DGN ✓	733	-	-	A9N3P03DGN ✓	3173	-	-
4	A9N1P04DGN ✓	733	A9N2P04DGN ✓	2001	A9N3P04DGN ✓	3173	-	-
6	A9N1P06DGN ✓	618	A9N2P06DGN ✓	1499	A9N3P06DGN ✓	2499	-	-
10	A9N1P10DGN ✓	618	A9N2P10DGN ✓	1499	A9N3P10DGN ✓	2499	-	-
16	A9N1P16DGN ✓	618	A9N2P16DGN ✓	1499	A9N3P16DGN ✓	2499	A9N4P16DGN ✓	3315
20	A9N1P20DGN ✓	618	A9N2P20DGN ✓	1499	A9N3P20DGN ✓	2499	A9N4P20DGN ✓	3315
25	A9N1P25DGN ✓	618	A9N2P25DGN ✓	1499	A9N3P25DGN ✓	2499	A9N4P25DGN ✓	3315
32	A9N1P32DGN ✓	618	A9N2P32DGN ✓	1499	A9N3P32DGN ✓	2499	A9N4P32DGN ✓	3315
40	A9N1P40DGN ✓	1110	A9N2P40DGN ✓	2433	A9N3P40DGN ✓	3828	A9N4P40DGN ✓	4800
50	-	-	-	-	A9N3P50DGN	3828	-	-
63	A9N1P63DGN ✓	1124	A9N2P63DGN ✓	2462	A9N3P63DGN ✓	3862	A9N4P63DGN ✓	4850

Please contact Customer care center for Stockable and Non stockable status of references.

✓ NORMAL STOCK ITEMS

W.E.F. February 03<sup>rd</sup>, 2025

### AC Miniature Circuit Breakers - XC60 - IEC - 60947-2



Green Premium

- Breaking Capacity as per IEC 60947-2,  $I_{cn} = 10kA$
- Can be used for DC application upto 60V per pole
- Higher system performance with optimized cost: Cascading\*
- Increased System Continuity: Discrimination\*
- Higher Installation Life: Energy Limitation Class 3, Fast Closure Mechanism
- Ease, Speed and Flexibility of installation - Biconnect, Line-Load Reversible
- Field-fittable auxiliaries for advance protection and monitoring
- Positive Contact Indication for assurance of disconnection

[In] Rated Current (A)	1 Pole Reference	Unit MRP [₹]	2 Pole Reference	Unit MRP [₹]	3 Pole Reference	Unit MRP [₹]	4 Pole Reference	Unit MRP [₹]
Module Width**	1 mod		2 mod		3 mod		4 mod	
MOQ	12 Nos.		6 Nos.		4 Nos.		3 Nos.	
<b>B curve</b>								
6	A9N1P06BIN <input checked="" type="checkbox"/>	488	A9N2P06BIN <input checked="" type="checkbox"/>	1473	A9N3P06BIN <input checked="" type="checkbox"/>	2444	-	-
10	A9N1P10BIN <input checked="" type="checkbox"/>	488	A9N2P10BIN <input checked="" type="checkbox"/>	1473	A9N3P10BIN <input checked="" type="checkbox"/>	2444	-	-
16	A9N1P16BIN <input checked="" type="checkbox"/>	488	A9N2P16BIN <input checked="" type="checkbox"/>	1473	A9N3P16BIN <input checked="" type="checkbox"/>	2444	-	-
20	A9N1P20BIN <input checked="" type="checkbox"/>	488	A9N2P20BIN <input checked="" type="checkbox"/>	1473	-	-	-	-
25	A9N1P25BIN <input checked="" type="checkbox"/>	488	-	-	A9N3P25BIN <input checked="" type="checkbox"/>	2444	-	-
32	A9N1P32BIN <input checked="" type="checkbox"/>	488	-	-	A9N3P32BIN <input checked="" type="checkbox"/>	2444	A9N4P32BIN <input checked="" type="checkbox"/>	3293
40	A9N1P40BIN <input checked="" type="checkbox"/>	1059	-	-	-	-	A9N4P40BIN <input checked="" type="checkbox"/>	4740
63	A9N1P63BIN <input checked="" type="checkbox"/>	1074	-	-	A9N3P63BIN <input checked="" type="checkbox"/>	3754	A9N4P63BIN <input checked="" type="checkbox"/>	4784
<b>C curve</b>								
1	A9N1P01CIN <input checked="" type="checkbox"/>	748	A9N2P01CIN <input checked="" type="checkbox"/>	2040	A9N3P01CIN <input checked="" type="checkbox"/>	3219	A9N4P01CIN <input checked="" type="checkbox"/>	4051
2	A9N1P02CIN <input checked="" type="checkbox"/>	748	A9N2P02CIN <input checked="" type="checkbox"/>	2040	A9N3P02CIN <input checked="" type="checkbox"/>	3219	A9N4P02CIN <input checked="" type="checkbox"/>	4051
3	A9N1P03CIN <input checked="" type="checkbox"/>	748	A9N2P03CIN <input checked="" type="checkbox"/>	2040	A9N3P03CIN <input checked="" type="checkbox"/>	3219	-	-
4	A9N1P04CIN <input checked="" type="checkbox"/>	748	A9N2P04CIN <input checked="" type="checkbox"/>	2040	A9N3P04CIN <input checked="" type="checkbox"/>	3219	A9N4P04CIN <input checked="" type="checkbox"/>	4051
6	A9N1P06CIN <input checked="" type="checkbox"/>	443	A9N2P06CIN <input checked="" type="checkbox"/>	1473	A9N3P06CIN <input checked="" type="checkbox"/>	2444	A9N4P06CIN <input checked="" type="checkbox"/>	3293
10	A9N1P10CIN <input checked="" type="checkbox"/>	443	A9N2P10CIN <input checked="" type="checkbox"/>	1473	A9N3P10CIN <input checked="" type="checkbox"/>	2444	A9N4P10CIN <input checked="" type="checkbox"/>	3293
16	A9N1P16CIN <input checked="" type="checkbox"/>	443	A9N2P16CIN <input checked="" type="checkbox"/>	1473	A9N3P16CIN <input checked="" type="checkbox"/>	2444	A9N4P16CIN <input checked="" type="checkbox"/>	3293
20	A9N1P20CIN <input checked="" type="checkbox"/>	443	A9N2P20CIN <input checked="" type="checkbox"/>	1473	A9N3P20CIN <input checked="" type="checkbox"/>	2444	A9N4P20CIN <input checked="" type="checkbox"/>	3293
25	A9N1P25CIN <input checked="" type="checkbox"/>	443	A9N2P25CIN <input checked="" type="checkbox"/>	1473	A9N3P25CIN <input checked="" type="checkbox"/>	2444	A9N4P25CIN <input checked="" type="checkbox"/>	3293
32	A9N1P32CIN <input checked="" type="checkbox"/>	443	A9N2P32CIN <input checked="" type="checkbox"/>	1473	A9N3P32CIN <input checked="" type="checkbox"/>	2444	A9N4P32CIN <input checked="" type="checkbox"/>	3293
40	A9N1P40CIN <input checked="" type="checkbox"/>	1059	A9N2P40CIN <input checked="" type="checkbox"/>	2372	A9N3P40CIN <input checked="" type="checkbox"/>	3722	A9N4P40CIN <input checked="" type="checkbox"/>	4646
50	A9N1P50CIN <input checked="" type="checkbox"/>	1059	A9N2P50CIN <input checked="" type="checkbox"/>	2372	A9N3P50CIN <input checked="" type="checkbox"/>	3722	A9N4P50CIN <input checked="" type="checkbox"/>	4784
63	A9N1P63CIN <input checked="" type="checkbox"/>	1074	A9N2P63CIN <input checked="" type="checkbox"/>	2393	A9N3P63CIN <input checked="" type="checkbox"/>	3845	A9N4P63CIN <input checked="" type="checkbox"/>	4983
<b>D curve</b>								
2	A9N1P02DIN <input checked="" type="checkbox"/>	755	A9N2P02DIN <input checked="" type="checkbox"/>	2061	-	-	-	-
3	A9N1P03DIN <input checked="" type="checkbox"/>	755	-	-	A9N3P03DIN <input checked="" type="checkbox"/>	3269	-	-
4	A9N1P04DIN <input checked="" type="checkbox"/>	755	A9N2P04DIN <input checked="" type="checkbox"/>	2061	A9N3P04DIN <input checked="" type="checkbox"/>	3269	-	-
6	A9N1P06DIN <input checked="" type="checkbox"/>	637	A9N2P06DIN <input checked="" type="checkbox"/>	1545	A9N3P06DIN <input checked="" type="checkbox"/>	2575	-	-
10	A9N1P10DIN <input checked="" type="checkbox"/>	637	A9N2P10DIN <input checked="" type="checkbox"/>	1545	A9N3P10DIN <input checked="" type="checkbox"/>	2575	-	-
16	A9N1P16DIN <input checked="" type="checkbox"/>	637	A9N2P16DIN <input checked="" type="checkbox"/>	1545	A9N3P16DIN <input checked="" type="checkbox"/>	2575	A9N4P16DIN <input checked="" type="checkbox"/>	3415
20	A9N1P20DIN <input checked="" type="checkbox"/>	637	A9N2P20DIN <input checked="" type="checkbox"/>	1545	A9N3P20DIN <input checked="" type="checkbox"/>	2575	A9N4P20DIN <input checked="" type="checkbox"/>	3415
25	A9N1P25DIN <input checked="" type="checkbox"/>	637	A9N2P25DIN <input checked="" type="checkbox"/>	1545	A9N3P25DIN <input checked="" type="checkbox"/>	2575	A9N4P25DIN <input checked="" type="checkbox"/>	3415
32	A9N1P32DIN <input checked="" type="checkbox"/>	637	A9N2P32DIN <input checked="" type="checkbox"/>	1545	A9N3P32DIN <input checked="" type="checkbox"/>	2575	A9N4P32DIN <input checked="" type="checkbox"/>	3415
40	A9N1P40DIN <input checked="" type="checkbox"/>	1144	A9N2P40DIN <input checked="" type="checkbox"/>	2507	A9N3P40DIN <input checked="" type="checkbox"/>	3943	A9N4P40DIN <input checked="" type="checkbox"/>	4945
50	-	-	-	-	A9N3P50DIN <input checked="" type="checkbox"/>	3943	-	-
63	A9N1P63DIN <input checked="" type="checkbox"/>	1157	A9N2P63DIN <input checked="" type="checkbox"/>	2537	A9N3P63DIN <input checked="" type="checkbox"/>	3978	A9N4P63DIN <input checked="" type="checkbox"/>	4995

Please contact Customer care center for Stockable and Non stockable status of references.

NORMAL STOCK ITEMS

W.E.F. February 03<sup>rd</sup>, 2025

### DC Miniature Circuit Breakers - C60H



- Specially designed MCB for enhanced protection in DC installation
- Magnetic Arc Chutes to quick break DC current in event of fault
- Breaking capacity 6kA as per IEC 60947-2
- Voltage Rating: 1P - 250 V DC & 2P - 500 V DC
- Impulse Voltage: 6 kV
- Higher Installation Life: Energy Limiting Class: 3

[In] Rated Current (A)	Module Width 18mm/ module	1 Pole Reference	Unit MRP [₹]	Module Width 18mm/ module	2 Pole Reference	Unit MRP [₹]
<b>MOQ</b>		<b>12 Nos.</b>			<b>6 Nos.</b>	
<b>C60H-DC</b>						
0.5	1	A9N61500	1873	2	A9N61520	4113
1	1	A9N61501 <input checked="" type="checkbox"/>	1366	2	A9N61521 <input checked="" type="checkbox"/>	2819
2	1	A9N61502 <input checked="" type="checkbox"/>	1366	2	A9N61522 <input checked="" type="checkbox"/>	2819
3	1	A9N61503 <input checked="" type="checkbox"/>	1366	2	A9N61523 <input checked="" type="checkbox"/>	2819
4	1	A9N61504 <input checked="" type="checkbox"/>	1366	2	A9N61524 <input checked="" type="checkbox"/>	2819
5	1	A9N61505	1366	2	A9N61525	2819
6	1	A9N61506 <input checked="" type="checkbox"/>	1122	2	A9N61526 <input checked="" type="checkbox"/>	2294
10	1	A9N61508 <input checked="" type="checkbox"/>	1122	2	A9N61528 <input checked="" type="checkbox"/>	2294
16	1	A9N61511 <input checked="" type="checkbox"/>	1122	2	A9N61531 <input checked="" type="checkbox"/>	2294
20	1	A9N61512 <input checked="" type="checkbox"/>	1122	2	A9N61532 <input checked="" type="checkbox"/>	2294
25	1	A9N61513 <input checked="" type="checkbox"/>	1122	2	A9N61533 <input checked="" type="checkbox"/>	2294
32	1	A9N61515 <input checked="" type="checkbox"/>	1293	2	A9N61535 <input checked="" type="checkbox"/>	2294
40	1	A9N61517 <input checked="" type="checkbox"/>	1538	2	A9N61537 <input checked="" type="checkbox"/>	3383
50	1	A9N61518 <input checked="" type="checkbox"/>	1538	2	A9N61538 <input checked="" type="checkbox"/>	3383
63	1	A9N61519 <input checked="" type="checkbox"/>	1538	2	A9N61539 <input checked="" type="checkbox"/>	3383

### Special application MCBs



#### Solar Application – PV DC

- DC MCB for multi string PV installations
- Operating Voltage: 800V DC
- Current Rating up to 25A
- Complies to IEC / EN 60947-2

#### Rail Application\* (including Rolling Stock)

- Fire & smoke Resistant – Level 2 (NF F 16-101, NF F 16-102)
- Shock & vibration resistant (IEC 61373) – Cat 1, Class B
- Breaking Capacity: up to 25kA
- Complies to IEC / EN 60947-2

#### UL MCB

- Type: UL1077, UL489
- Breaking Capacity of 10kA
- Complies to IEC 60947-2 / UL1077 / UL489 / CSA

#### Note:

Please contact nearest Schneider Electric sales office or Customer Care for Reference and prices of Application Specific MCBs

\*Rail Application RCDs are also available on demand \*\*18mm/module



# Residual Current Devices (RCDs) - For Human and Fire Protection



**30  
mA**

Use of **30mA RCDs** is now **mandatory** for all **domestic intallations** in India {CEA Amendment regulation 2015\*}



**Schneider Electric provides voltage independent RCDs** which work on current sensing technology and provide protection from residual current even at extra low voltages (down to zero volts) and in case of break of neutral.

**SI  
Type**

**Schneider Electric offers SI RCD built to operate in electrically polluted or installation in aggressive environments:**

- Flourescent / Variable lighting with Electronic ballast
- Powerful IT / Telecom equipment / Air conditioning
- Severe Atmosphere - High lighting risk / Swimming pools

\* for Measures relating to Safety and Electric supply

### AC Residual Current Circuit Breakers - xID



Suitable for  
ComReady  
Auxiliary



- Complies to standards IEC/EN 61008-1 and IS 12640
- AC Class protection
- Selective range available for time based discrimination
- Easy Monitoring: Earth fault indication and Test Button on front face
- Operating temperature up to +70°C
- Mandatory to use OF-S auxiliary to add any indication or tripping auxiliary

[In] Rated Current (A)	Earth-Leakage Sensitivity (mA)	Module Width 18mm/module	2 Pole Reference	Unit MRP ₹	Module Width 18mm/module	4 Pole Reference	Unit MRP ₹
25	30	2	A9N16201	4776	4	A9N16251	6704
	100	2	A9N16203	5301	4	A9N16253	7124
	300	2	A9N16202	5462	4	A9N16252	7334
40	30	2	A9N16204	5622	4	A9N16254	6599
	100	2	A9N16205	6061	4	A9N16255	7164
	300	2	A9N16206	6357	4	A9N16256	7440
63	30	2	A9N16208	6770	4	A9N16258	7642
	100	2	A9N16209	7281	4	A9N16259	8464
	300	2	A9N16210	7427	4	A9N16260	8503
80	30	2	A9N16212	11381	4	A9N16261	13480
	100	2	A9N16213	11570	4	A9N16262	13697
	300	2	A9N16214	11787	4	A9N16263	13770

### AC Residual Current Circuit Breakers (RCCBs) - ID



- Complies to standards IEC 61008-1 and VDE 0664
- AC Class protection
- Degree of pollution: 3 (suitable for industrial environment)
- Electrical ON/OFF indication by using OFSP auxiliary

Poles Description	[In] Rated Current (A)	Earth-Leakage Sensitivity (mA)	Module Width 18mm/module	Reference	Unit MRP ₹
4P	100	30	4	**A9R11491	-
		100	4	**A9R12491	-
	125	30	4	A9R11492	58072
		100	4	A9R12492	56541
		300	4	A9R14492	56805

Note: \*\*For 100A RCCB Auxiliary kindly contact Customer Care

### AC Residual Current Breaker Overload (RCBO) - DPN N Vigi



Suitable for  
ComReady  
Auxiliary



- Complies to standards IEC/EN 61009
- AC Class Protection; Tripping characteristics - C curve
- Overvoltage category (IEC 60364): IV
- Suitable for indication & tripping auxiliaries

Poles Description	[In] Rated Current (A)	Earth-Leakage Sensitivity (mA)	Module Width 18mm/module	Reference	Unit MRP ₹
1P+N	6	30	2	A9N19661	7585
		300	2	A9N19681	7704
	10	30	2	A9N19663	7585
		300	2	A9N19683	7704
	16	30	2	A9N19665	7585
		300	2	A9N19685	7704
	20	30	2	A9N19666	7585
		300	2	A9N19686	7704
	25	30	2	A9N19667	7585
		300	2	A9N19687	7704
	32	30	2	A9N19668	7585
		300	2	A9N19688	8088
	40	30	2	A9N19669	9596
		300	2	A9N19689	9763

Note: Application specific RCDs also available with 10mA, 500mA and 1000mA sensitivities

Please contact nearest Schneider Electric Sales Office or Customer Care Center for Reference and Prices

Please contact Customer care center for Stockable and Non stockable status of references.

NORMAL STOCK ITEMS

W.E.F. February 03<sup>rd</sup>, 2025

### SI Type Residual Current Circuit Breakers (RCCBs) - xID SI



- Complies to standard IEC/EN 61008-1
- SI RCDs offer enhanced immunity against Electrical Disturbances; Polluted and Corrosive environments - Guaranteed performance in harsh operating conditions
- Ensures continuity of supply in networks with:
  - Transient overvoltages
  - Loads generating HF leakage current i.e. harmonics
  - Loads generating continuous leakage current
- Ensures tripping on genuine earth fault in networks with:
  - Pulsating DC components
  - HF applications which "Blinds" (non-tripping) the conventional RCDs

[In] Rated Current (A)	Earth-Leakage Sensitivity (mA)	Module Width 18mm/module	2 Pole Reference	Unit MRP [₹]	Module Width 18mm/module	4 Pole Reference	Unit MRP [₹]
25	30	2	A9N16234	11111	4	A9N16321	12383
40	30	2	A9N16237	11670	4	A9N16324	12774
63	30	2	A9N16240	12006	4	A9N16327	13116
63	300	2	A9N16246	12096	4	-	-

### Vigi Block for xC60 (Add-on RCD Module, 2 & 4 Pole)



Suitable for  
ComReady Auxiliary

- Flexibility to use MCB of any tripping curve to suit applications, ensuring best 3 in 1 protection
- No auxiliary supply required
- AC Class protection
- Degree of pollution: 3 (suitable for industrial environment)
- Immune to nuisance tripping due to transient over voltages

[In] Rated Current (A)	Earth-Leakage Sensitivity (mA)	Module Width 18mm/module	2 Pole Reference	Unit MRP [₹]	Module Width 18mm/module	4 Pole Reference	Unit MRP [₹]
25	30	1.5	A9N26581	8748	3	A9N26595	10027
	100	1.5	A9N26582	9995	3	A9N26596	10176
	300	1.5	A9N26583	10568	3	A9N26597	10952
63	30	2	A9N26611	10987	3.5	A9N26643	11028
	100	2	A9N26612	11635	3.5	A9N26644	11454
	300	2	-	-	3.5	A9N26645	11984

**Note:** Vigi Block for High Rating up to 125A (C120) and High Breaking Capacity (NG125) available on demand

### SI Type Residual Current Breaker Overload (RCBO) - DPN N Vigi SI



Suitable for  
ComReady Auxiliary



- Complies to standard IEC/EN 61009
- Ensures continuity of supply in networks with:
  - Transient overvoltages
  - Loads generating HF leakage current i.e. harmonics
  - Loads generating continuous leakage current
- Ensures tripping on genuine earth fault in networks with :
  - Pulsating DC components
  - HF applications which "Blinds" (non-tripping) the conventional RCDs

Poles Description	[In] Rated Current (A)	Earth-Leakage Sensitivity (mA)	Module Width 18mm/module	Reference	Unit MRP [₹]
1P+N	6	30	2	A9N19631	15100
	10	30	2	A9N19632	15100
	16	30	2	A9N19634	15100
		300	2	A9N19644	15100
	25	30	2	A9N19636	15100
	32	30	2	A9N19637	15100
	40	30	2	A9N19638	17879
		300	2	A9N19648	19896

\*For Prices, please contact nearest Schneider Electric Sales Office or Customer Care Center are Center for Reference and Prices


Please contact Customer care center for Stockable and Non stockable status of references.

NORMAL STOCK ITEMS

W.E.F. February 03<sup>rd</sup>, 2025

### Common Auxiliaries for xC60 / C120 / RCDs Range

- Field-fittable auxiliaries (clip fitted) mounted on left side with maximum width of 54mm
- Order: Tripping Auxiliaries (MN first) followed by Indication Auxiliaries (SD first)



Type	Module Width 18mm/module	Reference	Unit MRP [₹]
<b>Indication Auxiliaries</b>			
Acti9 A9A iOF bottom wiring 0.1-6A aux	0.5	A9N26904	1484
Acti9 A9N SD bottom wiring 0.1-6A aux	0.5	A9N26907	1817
Acti9 A9N OF/SD+OF top/bt wir 0.1-6A aux	0.5	A9N26909	4627
Acti9 A9A iOF bottom wiring 0.1-6A aux	0.5	A9A26904	1519
Acti9 A9A iOF/SD+OF t&b wire 0.1-6A aux	0.5	A9A26909	4916
Acti9 A9N OF+SD 24V DC Ti24 term on top	0.5	A9N26899	4073
<b>Protection Auxiliaries – Trip Indication on front face</b>			
Voltage Release MN 220-240V AC DC Ghost		A9N26960	6544
Voltage Release MSU 270V AC	1	A9N26500	7749
<b>Tripping Auxiliaries – Trip Indication on front face</b>			
Acti9 MX-OF 100-415VAC 110-130V DC Shunt	1	A9N26946	4257
MX Shunt Trip MX Plus 1 of 24V AC DC CCC		A9N26948	4257
<b>Auxiliary Switch for RCCBs – Mandatory for use of Auxiliaries with RCCBs</b>			
Auxiliary Contact 1 OCS	0.5	A9N26923	6233
Acti9 OFSP Auxiliary Contact	0.5	A9N16940	3070

### Accessories



Type	Description	Reference	Unit MRP [₹]
Rotary Handle*	Breaker Switching Sub-Assembly	27046	7050
Rotary Handle*	Extended, Disconnectable handle	27047	3560
Padlock** (bag of 2)		26970	1385
Multicable terminal for 3 copper cables**		19096	11459
Aluminum cable terminal**		27060	830
Spacer		A9N27062	350

\* for xC60, C120, DPN N Vigi, C60H-DC, xSW - Multi poles only

\*\*for xC60, xID, DPN N Vigi, C60H-DC, xSW, C60PV-DC

#### Note:

For all above Reference MOQ = 1

Please contact Customer care center for Stockable and Non stockable status of references.

NORMAL STOCK ITEMS

W.E.F. February 03<sup>rd</sup>, 2025

# Protection Against Lightning Strikes And Switching Surges



For all low voltage switchboards and electrical enclosures:

## Comprehensive range

- To ensure the protection of equipment connected to:
- Low voltage networks,
- Telecommunications networks,
- Computer networks.
- Easy to implement and use.
- Compatibility with all earthing systems (TT, TNS, TNC, IT).
- Technical and aesthetic consistency

## Continuity of service and certified safety

Schneider Electric certified coordination between the surge arrester and its disconnection circuit breaker.

Compliance with standards: IEC/EN 61643-11.



More and more electrical equipment today is sensitive to overvoltages caused by lightning.



# 90%

of power outlets supply equipment incorporating electronic devices.



iQuick PRD “built-in” technology surge arresters, a Schneider Electric innovation, incorporate their own disconnection circuit breaker: easy to choose and simple to install for greater effectiveness.



Up to **30%** of installation time saved.

### Surge Arresters - Type 1+ 2



- Complies to IEC 61643-1 and EN 61643-11
- Withdraw able type: Easy Replacement
- Inbuilt SPD health Indicator: Also available with remote signaling
- For protection against Direct lightning surge, Indirect lightning surge, Switching surge
- Iimp up to 25kA & Imax upto 40kA
- **Always use a Back-up MCB with your SPD**
- Maximum Operating Voltage [Uc]: 350V

Type	Pole Description	Module Width 18mm/module	Reference	Unit MRP ₹
PRD1 25r	1P	2	16329	24252
	1P + N	4	16330	43533
	3P	6	16331	68547
	3P + N	8	16332	85166

### Surge Arresters iPRD - Type 2 (Withdrawable type) (TT, TN-S, TN-C Systems)



- In conformance with standards IEC 61643-11/2011 T2 and EN 61643-11 Type 2
- For protection against Indirect lightning surge and Switching surge
- Inbuilt health Indicator
- Response time < 25ns
- Imax (8/20 s): 65/40/15/8kA
- Maximum Operating Voltage [Uc]: 340V
- Level of protection, Up: 1.0 - 2.0 kV
- Remote indication contact with 8r/20r/40r/65r
- **Always use a Back-up MCB with your SPD**

Type	Rated Voltage (V)	Pole Description	Module Width 18mm/module	Reference	Unit MRP ₹
iPRD8	230	1P	1	A9L08100	5941
	230	1P+N	2	A9L08500	11332
	230/400	3P	3	A9L08300	15295
	230/400	3P+N	4	A9L08600	23086
iPRD8r	230	1P+N	2	A9L08501	13585
	230/400	3P+N	4	A9L08601	27704
	230	1P	1	A9L20100	6659
iPRD20	230	1P+N	2	A9L20500	14245
	230/400	3P	3	A9L20300	18235
	230/400	3P+N	4	A9L20600	25781
iPRD20r	230	1P+N	2	A9L20501	16689
	230/400	3P+N	4	A9L20601	31525
	230	1P	1	A9L40100	8267
iPRD40	230	1P+N	2	A9L40500	16407
	230/400	3P	3	A9L40300	23550
	230/400	3P+N	4	A9L40600	32839
iPRD40r	230	1P	1	A9L40101	9256
	230	1P+N	2	A9L40501	21151
	230/400	3P	3	A9L40301	31693
iPRD65r	230/400	3P+N	4	A9L40601	39414
	230	1P	1	A9L65101	12374
	230	1P+N	2	A9L65501	26957
iPRD65r	230/400	3P	3	A9L65301	35177
	230/400	3P+N	4	A9L65601	45644

### Spare Cartridges for iPRD



- Spare Cartridges for iPRD8r, iPRD20r, iPRD40r and iPRD65r
- End of life indication available on front face
- These Cartridges are not compatible with Old SPD range (A9L16...)\*\*

Type	Spare Cartridges for	Reference	Unit MRP ₹
iPRD 65-350	iPRD65r	A9L65102	7901
iPRD 40-350	iPRD40, iPRD40r	A9L40102	6383
iPRD 20-350	iPRD20, iPRD20r	A9L20102	4872
iPRD Neutral	All products (1P+N, 3P+N)	A9L00002	6524

\*\*Spare Cartridges for Old SPD Range (A9L16...) are available on demand - please contact nearest Schneider Electric Sales Office or Customer Care for Reference and prices

#### Note:

For all above Reference MOQ = 1

Please contact Customer care center for Stockable and Non stockable status of references.

NORMAL STOCK ITEMS

W.E.F. February 03<sup>rd</sup>, 2025

### iQuick PRD - Type 2 with inbuilt MCB



- Compact SPD with in-built back up MCB - saving on space, MCB selection, wiring time
- Compliance to EN 61643-11
- Withdrawable Type - Cost Efficient - Allows damaged Cartridges to be replaced without having to replace entire SPD
- Inbuilt SPD Health Indicator on front face of device; Remote signaling functionality also available
- Incoming Protection: iQuick PRD 40r (High Risk level) and iQuick PRD 20r (Moderate Risk level)
- Secondary Protection: iQuick PRD 8r is cascade mounted with incoming surge arresters

Type	Pole Description	Module Width 18mm/module	Reference	Unit MRP [₹]
iQuick PRD 8r	1P+N	4	A9L16298	17065
	3P	6.5	A9L16299	25590
	3P+N	7.5	A9L16300	31842
iQuick PRD 20r	1P+N	4	A9L16295	19510
	3P	6.5	A9L16296	30720
	3P+N	7.5	A9L16297	38211
Quick PRD 40r	1P+N	4	A9L16292	24403
	3P	6.5	A9L16293	36559
	3P+N	7.5	A9L16294	45435

**Note:** Spare / Replacement Cartridges available - For Reference and prices contact nearest sales office or customer care

### Photovoltaic Surge Arresters



- Protection for photovoltaic panels and the DC input to the inverter from overvoltages due to a lightning strike
- Type 2 surge arresters
- Should be installed in switchboard inside the building. If switchboard is located outside, it must be weatherproof
- Withdrawable surge arrester allows damaged Cartridges to be replaced quickly
- Inbuilt SPD Health Indicator on front face of device; Remote signaling functionality also available

Type	U (cpv) Maximum Operating Voltage (V)	Module Width 18mm/module	Reference	Unit MRP [₹]
iPRD 40r	800	3	A9L40271	12975
	1000	3	A9L40281	15882

**Note:** Spare / Replacement Cartridges available - For Reference and prices contact nearest sales office or customer care

### Surge Arresters for Communication Networks



- Analogue telephone line protection: iPRC surge arrester wired in series to the private installation input, protects the telephones, the modems (including ADSL) etc
- Protection for 2 low-current lines without common potential or 4 lines with common reference potential
- iPRI protects measuring instrument and PLC sensor inputs and the DC power supply inputs up to 53 V and AC power supply inputs up to 37 V

Type	[Ue] Operational Voltage (V)	Module Width 18mm/module	Reference	Unit MRP [₹]
PRI	48 V DC	1	A9L16339	23606
PRC	130 V AC	1	A9L16337	14152

**Note:**

For all above Reference MOQ = 1  
Please contact Customer care center for Stockable and Non stockable status of references.

NORMAL STOCK ITEMS

### Isolator - xSW



- Complies to IEC/EN 60947-3
- Switching duty: AC-22
- Impulse voltage: 6kV
- DC application: 48V (110V with 2 poles in series)
- Short circuit withstand 20 In for 1 second
- Upto 80A Bi connect terminals & 100A to 125A with mono connect terminals

Poles Description	[In] Rated Current (A)	Module Width 18mm/module	MOQ	Reference	Unit MRP [₹]
2	40	2	6	A9S2P040	951
	63	2	6	A9S2P063	1257
3	40	3	4	A9S3P040	1662
	63	3	4	A9S3P063	1947
4	40	4	3	A9S4P040	2104
	63	4	3	A9S4P063	2291
	100	4	3	A9S4P100	3833
	125	4	3	A9S4P125	4236

### Selector Switch - iSSW



- Complies to IEC 60947-5-1 and IEC 60669-1
- Rating 20A, 250V AC
- Electrical life (AC22): 30,000 cycles
- Connection: tunnel terminals cables up to 10 sq. mm

No. of positions	Poles Description	Contacts	Module Width 18mm/module	MOQ	Reference	Unit MRP [₹]
2	1	1 C/O	1	12	A9E18070	2035
	2	2 C/O	2	6	A9E18071	2798
	2	1NO + 1NC	1	12	A9E18072	1631
3	1	1 C/O	1	12	A9E18073	1868
	2	2 C/O	2	6	A9E18074	3376

### iRO Buzzers



- Audible indication in housing and the tertiary sector
- Sound level of 70dBA at a distance of 60cm

Voltage	Module Width 18mm/module	Reference	Unit MRP [₹]
230V AC	1	A9A15322	2515

Please contact Customer care center for Stockable and Non stockable status of references.

NORMAL STOCK ITEMS

W.E.F. February 03<sup>rd</sup>, 2025



### iCT Contactors



- Complies with standards IEC 1095, E N 61095
- 4 operating modes switch on front face :
  - Automatic mode
  - Temporary "ON" mode
  - Permanent "ON" mode
  - Shutdown
- Mechanical contact position Indicator
- Safe installation maintenance: lock the contactor in ON position
- Silent operation (20dB) for entire range

Type	Rating (A)	No. of Contacts	Module Width 18mm/module	Reference	Unit MRP [₹]
1P	25	1NO	1	A9C20731	2985
	16	2NO	1	A9C22712	3072
2P	25	2NO	1	A9C20732	3673
	40	2NO	2	A9C20842	7485
3P	63	2NO	2	A9C20862	8029
	25	3NO	2	A9C20833	4733
	40	3NO	2	A9C20843	10507
4P	63	3NO	3	A9C20863	11419
	25	4NO	2	A9C20834	4956
4P	40	4NO	2	A9C20844	12238
	63	4NO	3	A9C20864	12911
	63	2NO + 2NC	3	A9C20868	14382

**Note:** 100A Contactor in 2P / 4P - available on request

### iTL Impulse Relays



- Complies with standards IEC/EN 60669-2-2
- Safe maintenance: disconnection of remote control by selector switch
- Manual Controls on front face: 0-I toggle
- Mechanical contact position Indicator
- Maximum 5 operations/min. and 100 switching operations/day
- Degree of pollution: 3 (suitable for industrial environment)

Type	Rating (A)	Control Voltage	No. of Contacts	Module Width	Reference	Unit MRP [₹]
1P	16	230-240 VAC	1NO	1	A9C30811	1935
	32	230-240 VAC	1NO	1	A9C30831	2436
2P	16	230-240 VAC	2NO	1	A9C30812	3174
	32	230-240 VAC	2NO	1	A9C30831 + A9C32836	7215
3P	16	230-240 VAC	1NO+1NO/NC+1NO	2	A9C30811 + A9C32816	5769
	32	230-240 VAC	1NO+1NO/NC+1NO	2	A9C30831 + 2 x A9C32836	11994
4P	16	230-240 VAC	4NO	2	A9C30814	6135
	32	230-240 VAC	4NO	2	A9C30831 + 3 x A9C32836	16773

### iIL Indicator Lights



- Complies with standard IEC 60947-5-1
- Indicator light with LED technology
- Service life 100,000 hours with constant luminous efficiency

Type	Colour	Module Width 18mm/module	Reference	Unit MRP [₹]
Single Indicator light	Red	1	A9E18320	2001
	Green	1	A9E18321	2001
	Blue	1	A9E18323	2001
	Orange	1	A9E18324	2001
3 phase voltage presence light	Red/Red/Red	1	A9E18327	5781
Single Push Button (1 NO+ 1NC)	Grey	1	A9E18033	2695

**Note:** For all above Reference MOQ = 1

Please contact Customer care center for Stockable and Non stockable status of references.

NORMAL STOCK ITEMS

W.E.F. February 03<sup>rd</sup>, 2025

### Communication Auxiliaries



Auxiliary for Protection Devices (OF+SD24)

Auxiliary for Contactors (iACT24)

Auxiliary for Impulse Relays (iATL24)

Description	Module Width	Reference	Unit MRP [₹]
OF+SD24	0.5	A9N26899	4073
iACT24	1	A9C15924	18734
iATL24	1	A9C15424	19726

### Acti 9

Description	Reference	Pack	Unit MRP [₹]
<b>Distribloc 63A</b>			
Distribution from the top (4 Module)	04040	1	16350
Distribution through the bottom (4 Module)	04041	1	16350

### Reflex iC60 - Integrated Control & Overcurrent Protection Device



- All in One Solution: MCB + Contactor + Impulse Relay + Auxiliary
- 10kA Breaking capacity as per IEC/EN 60947-2,
- Ti24 interface: Connection to PLC, Smartlink
- 3 operating modes to cater to a variety of applications
- Safe lock down with Integrated Padlocking
- Simplified maintenance: Front face Indicator allows better reliability

[In] Rated Current (A)	2 Pole Reference	Unit MRP [₹]	3 Pole Reference	Unit MRP [₹]	4 Pole Reference	Unit MRP [₹]
<b>Module Width **</b>	<b>4.5 mod</b>		<b>5.5 mod</b>		<b>6.5 mod</b>	
<b>B Curve</b>						
10	A9C61210	51536	-	-	-	-
<b>C Curve</b>						
10	A9C62210	54720	A9C62310	55466	A9C62410	58878
16	A9C62216	54720	A9C62316	56581	A9C62416	58878
25	A9C62225	52107	A9C62325	55466	A9C62425	58878
40	A9C62240	54881	-	-	A9C62440	64369
63	-	-	-	-	A9C62463	66044
<b>D Curve</b>						
25	-	-	-	-	A9C63425	61243

Note: \*\*18mm/module

Please contact Customer care center for Stockable and Non stockable status of references.

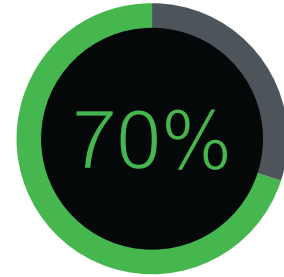
NORMAL STOCK ITEMS

W.E.F. February 03<sup>rd</sup>, 2025

# Isobar Distribution System

## EcoStruxure™ Innovation At Every Level

From sensors to services, our Innovation At Every Level approach improves energy and operational efficiency by tapping the true business value of IoT advancements. We've made mobility, sensing, cloud, analytics, and cyber security technologies meaningful to customers, helping them compete in our IoT economy.



70%  
of decision-makers see the business value of IoT\*

\*Schneider Electric IoT 2020 Business Report

### Connected Products:

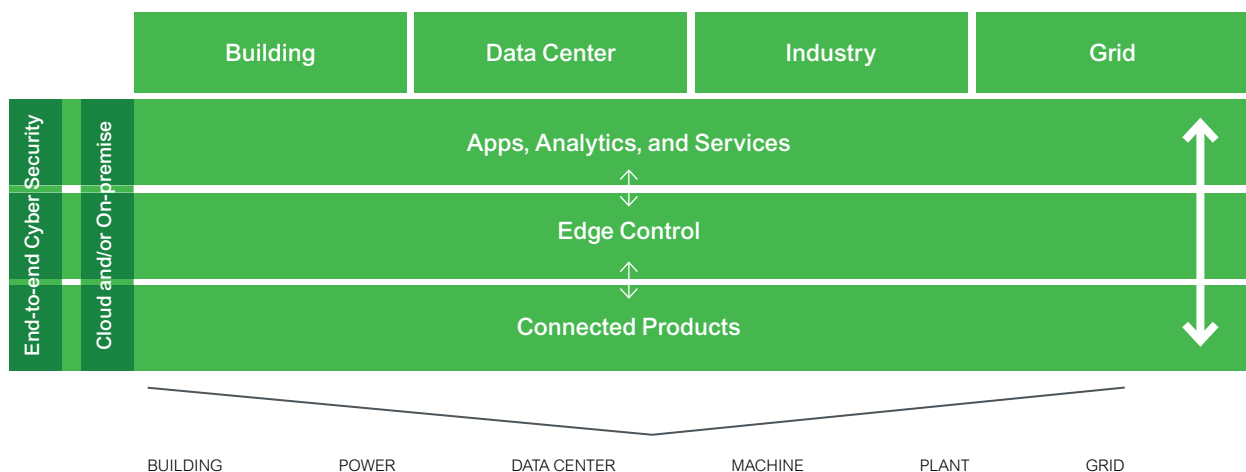
The Internet of Things starts with the best things. Our IoT-enabled best-in-class connected products include breakers, drives, UPSs, relays, sensors, and more. Devices with embedded intelligence drive better decision-making throughout operations.

### Edge Control:

Mission-critical scenarios can be unpredictable, so control of devices at the edge of the IoT network is a must. This essential capability provides real-time solutions that enable local control at the edge, protecting safety and uptime.

### Applications, Analytics, and Services:

Interoperability is imperative to supporting the diverse hardware and systems in building, data center, industry, and grid end markets. EcoStruxure™ enables a breadth of agnostic applications, analytics, and services for seamless enterprise integration.



# Connectivity built in

Acti9 Isobar harnesses the connectivity of the Acti9 range enabling distribution boards to become smart and connected.



1. **Enable asset management** on all outgoing ways with **PowerTag**



2. **Smartlink SiD** for wireless data concentration



3. **Enable further asset and energy management** through PowerTag for Compact NSX



4. **Monitor and control** your assets with SiB Smartlink

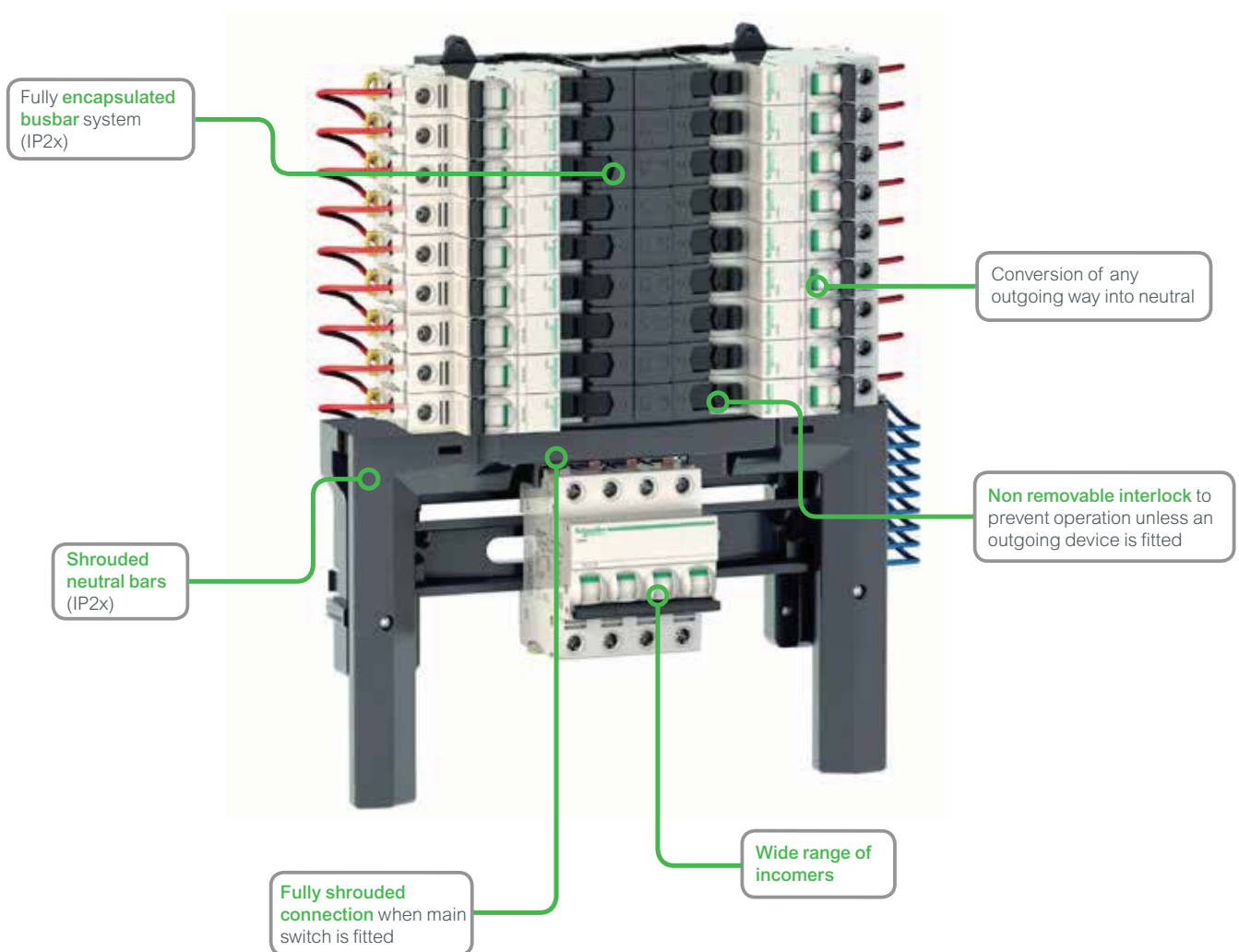


5. See the power and optimise the use of your assets with Facility Expert our **simple on-line services platform**



# Acti 9

## Isobar Pan Assembly



- Fully type tested conditional short circuit rating of 25kA to BS EN 61439-3
- High performance MCB 10kA BS EN 60898 15kA BS EN 60947-2 in B, C or D curve 1, 2, 3, 4 pole
- 250A busbar rating
- Isobar disconnection to BS EN 60947-3 ensuring unused outgoing ways are isolated
- Option of switching outgoing neutral on all boards using distributed neutral kit
- Range of incomers: switch disconnectors, residual current devices, terminal blocks, mccb
- Single pole RCBO for new or retrofit maintaining device density
- Full range of device accessories and auxiliaries
- Shrouded Neutral
- Convention of any outgoing way into Neutral

Description	Double Door Metal (IP43) Reference	Unit LP [₹]
Acti9 Isobar B - pan assembly - 16 ways TP + earth + neutral	SEA9BN16PEV	*
Acti9 Isobar B - pan assembly - 18 ways TP + earth + neutral	SEA9BN18PEV	*
Acti9 Isobar B - pan assembly - 24 ways TP + earth + neutral	SEA9BN24PEV	*
Acti 9 - 1P blank terminal block (no electrical connection)	SEA9BP	*
Isobar B - neutral bar - 1N - for distribution board - 16 ways	SEA9NB16	*
Isobar B - neutral bar - 1N - for distribution board - 18 ways	SEA9NB18	*
Isobar B - neutral bar - 1N - for distribution board - 24 ways	SEA9NB24	*
Isobar A - neutral bar - 1N - for distribution board - 4 ways SP+N	SEA9NKIT	*
Acti 9 - terminal block - 250A	SEA9NPB250TB	*
Acti 9 Isobar B - MCCB/Interpact connection kit	SEA9BINCKIT	*

\*Price on Request

Please contact Schneider Electric Customer Care Center for Prices

# Acti 9

## Distribution Boards

### Spectacular Design


*Blends seamlessly with interiors*



Unique Rounded Corners | Color - RAL 9003 white | Designer Rotary Knob

### Maximized Wiring Space

*Convenient and Safe wiring*




Side mounted N-bar and E-bar

Removed all injurious sharp corners

15% more wiring area | Reduced U-box Collar | Removable Frame, Centre plate & Gland plate

### Adaptable

*Total Flexibility for ease of installation and usage*



Unique 5 holes mounting with positioning hole

Surface and Flush installation | Field fittable key lock provision | Reversible Door

## Robust Architecture


*Perfect blend of Strength & Weight*



High Strength-to-Weight ratio | RoHS and REACH Compliance – ideal solution for GREEN Buildings

Base Material used - Galvanized Iron

## 4X Rust Resistance



1. Powder Coating
- 2. Galvanized Iron**
3. Base Iron

**Galvanized Iron** | Gives 4X rust resistance  
**No Rusting** | Even if the powder coating is scratched  
**No Propagation Of Rust** | Even If base material is chipped off  
**No Hassle** | of repainting due to rusting

Inspiring the **S.M.A.R.T.** choice!!!

Technically Proven

Safety Guaranteed



Designed and Manufactured as per **IS 8623 - 1 & 3** | IP and IK test by ERDA & CPRI | Glow wire tested

Type Tested as per IEC 61439 - 1 & 3



IEC 61439 - 3\* Fully Compliant

\*Tested at **NABL** and **ASTA** accredited testing facility



Salt Spray



IP43



IK09



Reliable Door



Earthing



Temp@  
Max Curr

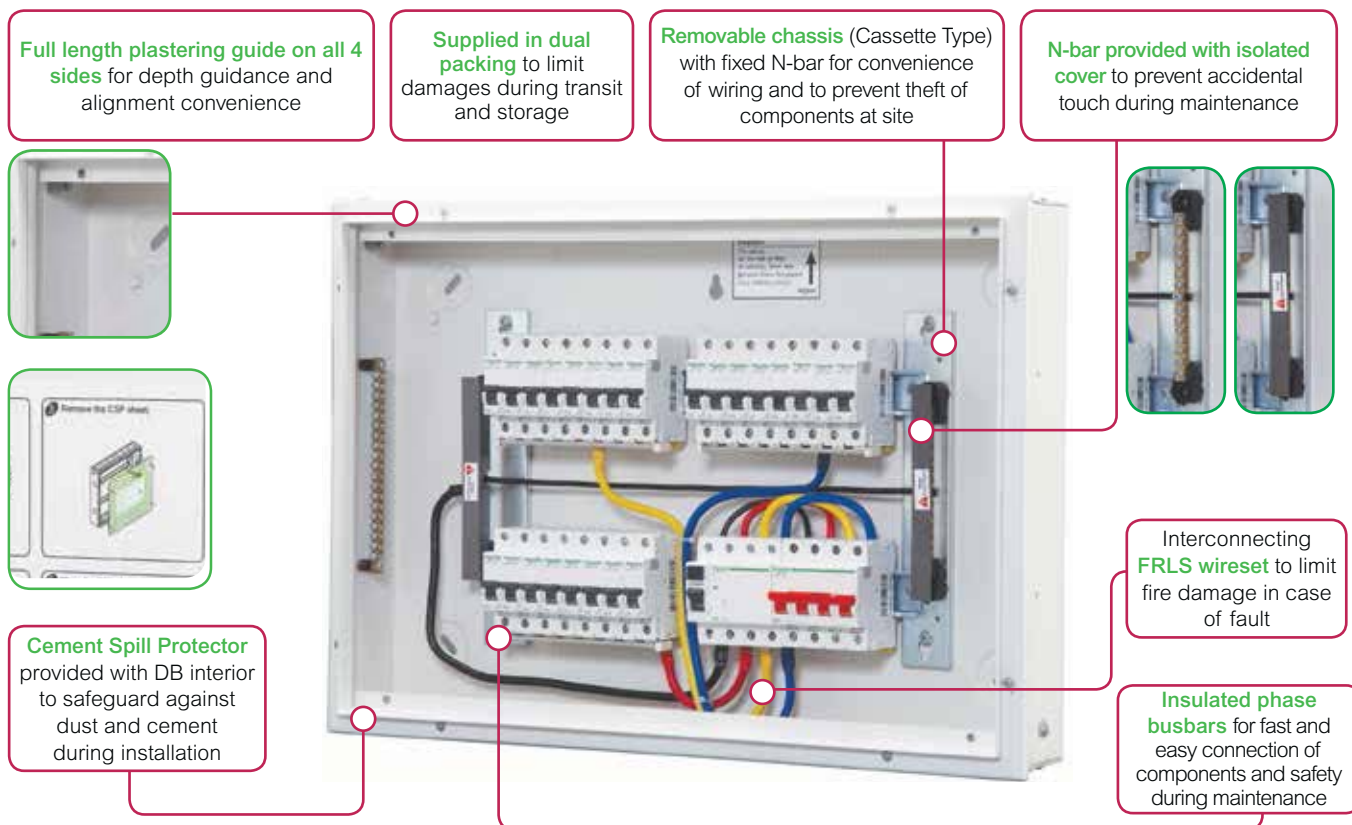
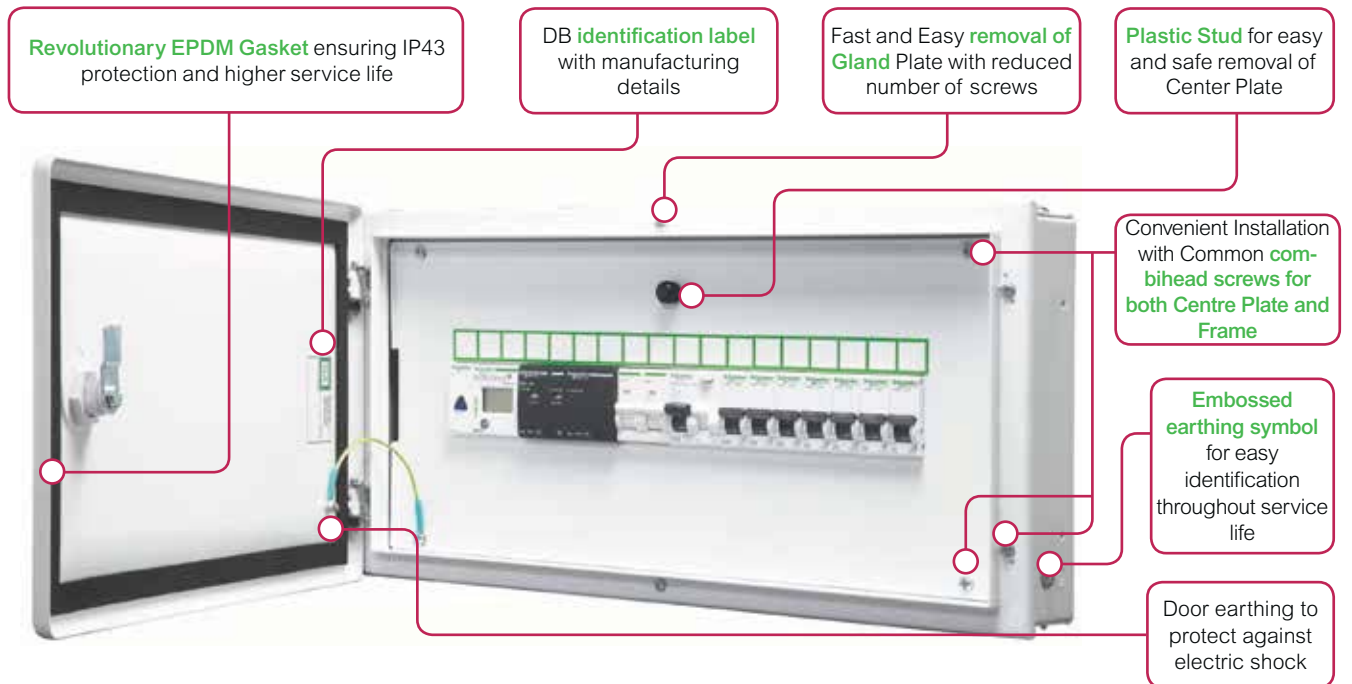
Mechanical Tests

Electrical Tests



# Acti 9

## Distribution Boards



### Metal Enclosures



- Metal Enclosure to mount individual Modular Device feeding directly to the load or final distribution board

Description	Total Module Cutout	Single Door (IP30) Reference	Unit MRP [₹]
2 way	1 / 2	A9HMES02 <input checked="" type="checkbox"/>	1102
4 way	3 / 4	A9HMES04 <input checked="" type="checkbox"/>	1102

### SPN DBs



- SPN DB for distribution of Single Phase Neutral supply to respective load MCBs
- Incomer - DP RCCB/RCBO/Isolator/MCB
- Outgoing - SP MCBs

Description	Total Module Cutout (Incomer + Outgoing)	Single Door (IP30) Reference	Unit MRP [₹]	Double Door Metal (IP43) Reference	Unit MRP [₹]
6 way	6	A9HSNS06	2135	A9HSND06 <input checked="" type="checkbox"/>	3067
8 way	8	A9HSNS08 <input checked="" type="checkbox"/>	2532	A9HSND08 <input checked="" type="checkbox"/>	3343
12 way	12	A9HSNS12	2996	A9HSND12 <input checked="" type="checkbox"/>	4020
18 way	18	-	-	A9HSND18 <input checked="" type="checkbox"/>	5386

### TPN DBs



- Standard TPN DBs for distribution of Three Phase and Neutral supply
- Incomer - FP RCCB/RCBO/Isolator/MCB
- Outgoing - SP MCBs

Description	Total Module Cutout (Incomer + Outgoing)	Single Door (IP30) Reference	Unit MRP [₹]	Double Door Metal (IP43) Reference	Unit MRP [₹]
4 way eco	4 + 12	-	-	A9HTND04E <input checked="" type="checkbox"/>	8002
4 way	8 + 12	-	-	A9HTND04 <input checked="" type="checkbox"/>	8071
6 way	8 + 18	-	-	A9HTND06 <input checked="" type="checkbox"/>	8191
8 way	8 + 24	-	-	A9HTND08 <input checked="" type="checkbox"/>	10100
12 way	8 + 36	-	-	A9HTND12 <input checked="" type="checkbox"/>	15420

### Flexi Tier DBs



- Flexi DBs give total flexibility to mount any type and size of Modular devices as per load requirement
- Provided with N-Bar and E-Bar
- Flexi Tier DBs can be converted to PPI DB using 'PPI Kit' provided on next page

Description	Total Module Cutout (Incomer + Outgoing)	Single Door (IP30) Reference	Unit MRP [₹]	Double Door Metal (IP43) Reference	Unit MRP [₹]
2 Tier 24 Modules	2 x 12	-	-	A9HFD224	8649
3 Tier 36 Modules	3 x 12	-	-	A9HFD336	10388
4 Tier 40 Modules	4 x 10	-	-	A9HFD440 <input checked="" type="checkbox"/>	10974
4 Tier 56 Modules	4 x 14	-	-	A9HFD456 <input checked="" type="checkbox"/>	11470

#### Note:

For all above Reference MOQ = 1

Please contact Customer care center for Stockable and Non stockable status of references.

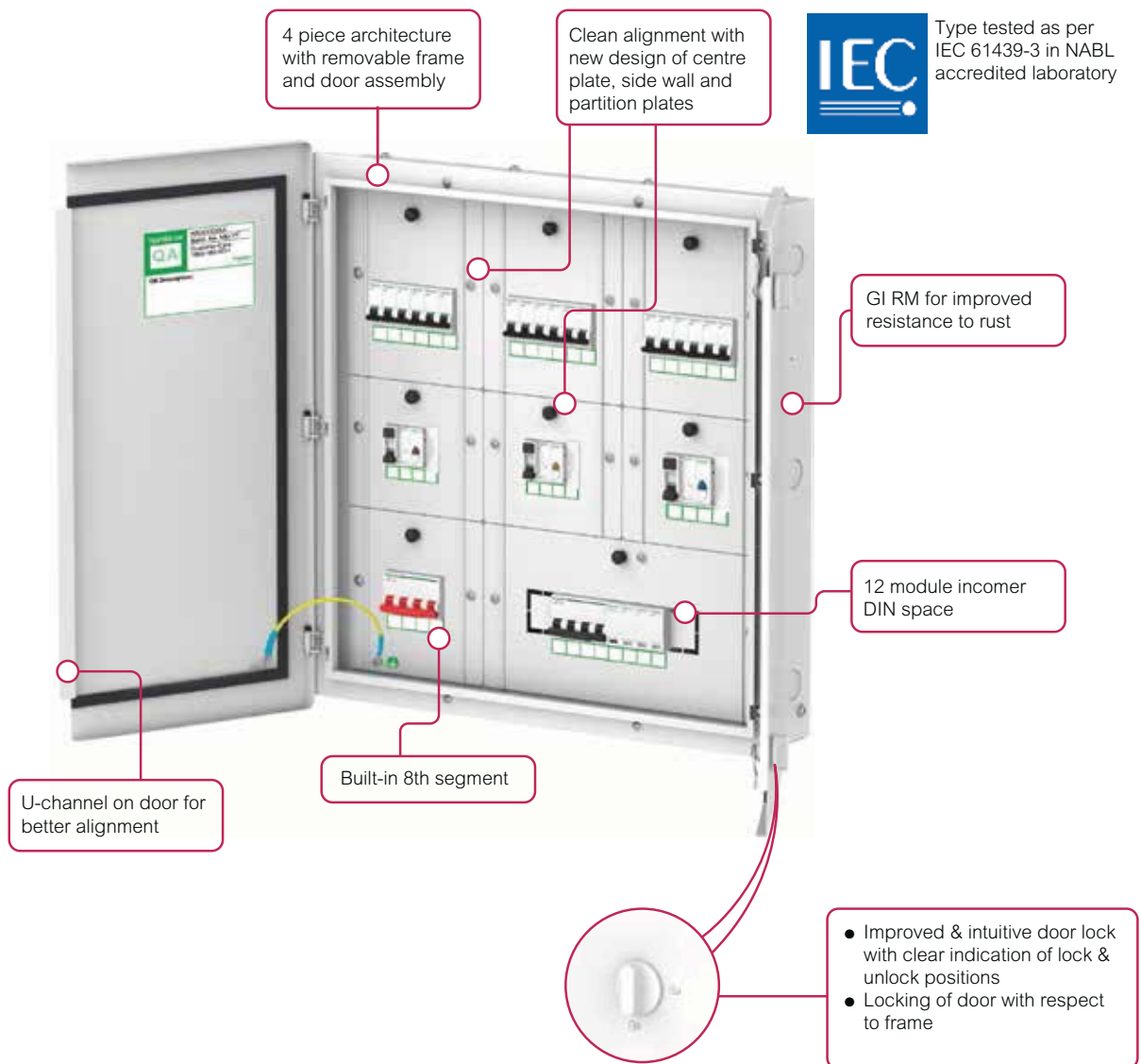
NORMAL STOCK ITEMS

W.E.F. February 03<sup>rd</sup>, 2025

# Acti 9

## Distribution Boards

### New Phase Segregated DBs



### Key highlights

- 1 New compact design
- 2 Robust architecture
- 3 Type-tested system
- 4 4 piece construction
- 5 Built-in 8th segment
- 6 Split door for all variants
- 7 Clean alignment of doors, centerplates
- 8 Improved door locking
- 9 High rust resistance with GI
- 10 Increased incomer DIN space

### Per Phase Isolation DBs

- PPI DBs to mount DP Residual Current Device (RCD) at an individual phase level to isolate the faulty phase in case of earth leakage and ensure continuity of supply to other healthy phases
- Incomer - Modular (FP MCB/Isolator) MCCB100A (TP/FP Compact NSX or EasyPact CVS)
- Sub-Incomer - DP RCCB/RCBO
- Outgoing - SP MCBs

### PPI TPN DB



Description	Total Module Cutout (no. of rows x No. of modules per row)	Double Door Metal (IP43)	No of Ways	Unit MRP [₹]
6 Way TPN PPI DB	8 + 2 x 3 + 4 x 3	A9HTPI06	6 Ways	10653
8 Way TPN PPI DB	8 + 2 x 3 + 6 x 3	A9HTPI08	8 Ways	12356
12 Way TPN PPI DB	8 + 2 x 3 + 10 x 3	A9HTPI12	12 Ways	16999

### PPI Flexi Tier DB

Description	Total Module Cutout (no. of rows x No. of modules per row)	Double Door Metal (IP43)	No of Ways	Unit MRP [₹]
4T40M Flexi PPI DB	4 x 10	A9HFPI10	10	16496
4T56M Flexi PPI DB	4 x 14	A9HFPI14	14	18573

### Phase Segregated DBs



- Phase Segregated DBs to provide total safety for installer and maintenance personnel, by compartmentalizing each Phase and separating Incomer, Sub-Incomer and Outgoing
- Offers better continuity of supply in case of faults during maintenance at DB level.
- Incomer - Modular (FP MCB/Isolator) / MCCB 100A (TP/FP during maintenance Compact NSX or EasyPact CVS)
- Sub-Incomer - DP RCCB/RCBO
- Outgoing - SP MCBs
- GI sheet ensures improved rust resistance
- Type-tested system conforming IEC 61439-3
- Built-in 8th segment (for modular incomer only)
- Increased incomer DIN space of 12M for 6 ways to 12 ways
- Split door for all variants
- New design ensures clean alignment of doors, centerplates
- 4 piece architecture with removable frame
- Improved, intuitive door lock design with clear indication of lock and unlock positions

Description	Total Module Cutout (Additional segment + Incomer + Sub-incomer + Outgoing)	Double Door Metal (IP43) Reference	Unit MRP [₹]
4 way	4 + 8 + (3*4) + (3*4)	A9HPSG04	16066
6 way	4 + 12 + (3*4) + (3*6)	A9HPSG06	17964
8 way	4 + 12 + (3*4) + (3*8)	A9HPSG08	20058
12 way	4 + 12 + (3*4) + (3*12)	A9HPSG12	25179
12 way with MCCB I/c	0 + 100A MCCB + (3*4) + (3*12)	A9HPSG12M	33976

**Note:**

For all above Reference MOQ = 1

Please contact Customer care center for Stockable and Non stockable status of references.

NORMAL STOCK ITEMS

W.E.F. February 03<sup>rd</sup>, 2025

### VTPN DBs for Modular Incomer



- Ideal solution to distribute power supply to both 3 Phase and 1 Phase loads in the same DB
- Incomer - FP RCCB / RCBO / Isolator / MCB
- Outgoing - SP MCBs / TP MCBs
- 65% more Incomer Wiring Space.
- New Compact Fishbone with better Thermal Performance
- Short Circuit Withstand – 17 kA for 250mS (100 A)/ 25 kA (250 A) for 500mS
- Secure Connections with Fixed Spreader links
- IP 2X protection at Incomer with new shrouds
- Type tested as per IEC 61439 – 3 in NABL accredited Lab
- Knockout size for Incomer increased to 50mm (to accommodate Aluminium Cable)

Description	Total Module Cutout (Incomer + Outgoing)	Double Door Metal (IP43) Reference	No of Ways	Unit MRP [₹]
Acti9 VTPN DB 4 Ways Modular i-c 63A	12 + 12	A9HVM04	4 Ways	15633
Acti9 VTPN DB 8 Ways Modular i-c 63A	12 + 24	A9HVM08	8 Ways	19894
Acti9 VTPN DB 12 Ways Modular i-c 63A	12 + 36	A9HVM12	12 Ways	26613

### VTPN DBs for MCCB Incomer



- DBs for higher incoming current distribution up to 250A
- Incomer - TP/FP Compact NSX or EasyPact CVS MCCB up to 250A
- Outgoing - SP MCBs / TP MCBs
- 65% more Incomer Wiring Space.
- New Compact Fishbone with better Thermal Performance
- Short Circuit Withstand – 17 kA for 250mS (100 A)/ 25 kA (250 A) for 500mS
- Secure Connections with Fixed Spreader links
- IP 2X protection at Incomer with new shrouds
- Type tested as per IEC 61439 – 3 in NABL accredited Lab
- Knockout size for Incomer increased to 50mm (to accommodate Aluminium Cable)

Description	Total Module Cutout (Incomer + Outgoing)	Double Door Metal (IP43) Reference	No of Ways	Unit MRP [₹]
Acti9 VTPN DB 4 Ways MCCB i-c 100A	100 A MCCB + 12	A9HVN04L	4 Ways	17119
Acti9 VTPN DB 4 Ways MCCB i-c 160A	160 A MCCB + 12	A9HVN04M	4 Ways	18847
Acti9 VTPN DB 8 Ways MCCB i-c 100A	100 A MCCB + 24	A9HVN08L	8 Ways	21697
Acti9 VTPN DB 8 Ways MCCB i-c 160A	160 A MCCB + 24	A9HVN08M	8 Ways	23478
Acti9 VTPN DB 8 Ways MCCB i-c 250A	250 A MCCB + 24	A9HVN08H	8 Ways	30099
Acti9 VTPN DB 12 Ways MCCB i-c 100A	100 A MCCB + 36	A9HVN12L	12 Ways	28842
Acti9 VTPN DB 12 Ways MCCB i-c 160A	160 A MCCB + 36	A9HVN12M	12 Ways	31332
Acti9 VTPN DB 12 Ways MCCB i-c 250A	250 A MCCB + 36	A9HVN12H	12 Ways	35605

## Mivan Compatible DB

### SPN DBs

Description	Total Module Cutout (Incomer + Outgoing)	Double Door Metal (IP43) Reference	No of Ways	Unit MRP [₹]
Acti9 DB 6 way SPN DD 1.6mm	2 + 4	A9HSND06Z	6 Ways	On Request
Acti9 DB 8 way SPN DD 1.6mm	2 + 6	A9HSND08Z	8 Ways	On Request
Acti9 DB 12 way SPN DD 1.6mm	2 + 10	A9HSND12Z	12 Ways	On Request
Acti9 DB 18 way SPN DD 1.6mm	2 + 16	A9HSND18Z	18 Ways	On Request

### TPN DBs

Description	Total Module Cutout (Incomer + Outgoing)	Double Door Metal (IP43) Reference	No of Ways	Unit MRP [₹]
Acti9 DB 4 way TPN DD 1.6mm	8 + 4 x 3	A9HTND04Z	4 Ways	On Request
Acti9 DB 6 way TPN DD 1.6mm	8 + 6 x 3	A9HTND06Z	6 Ways	On Request
Acti9 DB 8 way TPN DD 1.6mm	8 + 8 x 3	A9HTND08Z	8 Ways	On Request
Acti9 DB 12 way TPN DD 1.6mm	8 + 12 x 3	A9HTND12Z	12 Ways	On Request

Please contact Customer care center for Stockable and Non stockable status of references.

NORMAL STOCK ITEMS

W.E.F. February 03<sup>rd</sup>, 2025

### Phase Segregated DBs (Mivan Compatible)

Description	Total Module Cutout (Additional segment + Incomer + Sub-incomer + Outgoing)	Double Door Metal (IP43) Reference	No of Ways	Unit MRP [₹]
Acti9 DB 4 way PSG DD 1.6mm	4 + 8 + (3*4) + (3*4)	A9HPSG04Z	4 ways	On Request
Acti9 DB 6 way PSG DD 1.6mm	4 + 12 + (3*4) + (3*6)	A9HPSG06Z	6 ways	On Request
Acti9 DB 8 way PSG DD 1.6mm	4 + 12 + (3*4) + (3*8)	A9HPSG08Z	8 ways	On Request
Acti9 DB 12 way PSG DD 1.6mm	4 + 12 + (3*4) + (3*12)	A9HPSG12Z	12 ways	On Request

### Flexi Tier DBs (Mivan Compatible)

Description	Total Module Cutout (no. of rows x No. of modules per row)	Double Door Metal (IP43) Reference	No of Modules Per Row	Unit MRP [₹]
4 Tier 40 Modules	4 x 10	A9HFD440Z	10	On Request
4 Tier 56 Modules	4 x 14	A9HFD456Z	14	On Request

### TV TEL DB

Description	Double Door Metal (IP30) Reference	Unit MRP [₹]
Acti9 DB TVTEL BOX 1mm IP30	A9HTVTEL	On Request
Acti9 DB TVTEL & ONT BOX 1.2MM IP30	A9HOTVTEL	On Request

**Note:** For all above Reference MOQ = 1

### Metal Clad P&S Units



- Plug & Socket Unit with Electra Plug & Socket and provision to mount modular protection devices to feed the end load directly

Description	Total Module Cutout	Single Door (IP30) Reference	Unit MRP [₹]
10A 1P+N+E P&S	2	A9HMS210	2806
20A 1P+N+E P&S	2	A9HMS220	3002
30A 3P+E P&S	3	A9HMS330	6572

Please contact Customer care center for Stockable and Non stockable status of references.

NORMAL STOCK ITEMS

W.E.F. February 03<sup>rd</sup>, 2025

### Industrial P&S Units (provision to mount PratiKa Sockets)



- Plug & Socket Unit with provision to mount PratiKa straight / angled\* socket and modular protection devices to feed the end load directly

Description	Total Module Cutout	Single Door (IP30) Reference	Unit MRP [₹]
16A 3P PK P&S	2	A9HKS316	2594
32A 3P PK P&S	2	A9HKS332	4285
32A 5P PK P&S	4	A9HKS532	5075
63A 5P PK P&S	4	A9HKS563	10247

### Locks for Acti 9 DBs

Key Lock\*



Description	Reference	Unit MRP [₹]
New Rotary Lock**	A9HRL901	835

**Note:** \*\*Use New Rotary lock reference A9HRL901 for:  
Acti9 DBs manufactured September 2020 onwards  
Acti9 DBs with lock & unlock symbol on door.

## Accessories for Distribution Boards

## Wire Way Box for Double Door IP43 DBs

Description	Reference	Unit MRP [₹]
Wire way box for A9HSND06 AC 848	A9HSND06WB	2065
Wire way box for A9HSND08 AC 848	A9HSND08WB	2496
Wire way box for A9HSND12 AC 848	A9HSND12WB	2783
Wire way box for A9HSND18 AC 848	A9HSND18WB	3974
Wire way BOX FOR A9HTND04E - PM 163	A9HTND04EWB	2868
Wire way box for A9HTND04 AC 849	A9HTND04WB	3171
Wire way box for A9HTND06 AC 849	A9HTND06WB	3363
Wire way box for A9HTND08 AC 849	A9HTND08WB	3974
Wire way box for A9HTND12 AC 849	A9HTND12WB	4642
Wire way BOX FOR A9HFD224 AC 850	A9HFD224WB	2957
Wire way BOX FOR A9HFD336 AC 850	A9HFD336WB	2927
Wire way BOX FOR A9HFD440 AC 850	A9HFD440WB	2830
Wire way BOX FOR A9HFD456 AC 850	A9HFD456WB	3171
WWB Acti9 PSG DB 8 Seg 4 Ways MCB i/c	A9HPSG04WWB	4091
WWB Acti9 PSG DB 8 Seg 6 Ways MCB i/c	A9HPSG06WWB	4787
WWB Acti9 PSG DB 8 Seg 8 Ways MCB i/c	A9HPSG08WWB	5355
WWB Acti9 PSG DB 8 Seg 12 Ways MCB i/c	A9HPSG12WWB	6941
WWB Acti9 PSG DB 7 Seg 12 Ways MCCB i/c	A9HPSG12MWWB	7413
WWB for Std VTPN DB MCB i/c AC034	A9HVMXXWB	3009
WWB for Std VTPN DB MCCB i/c AC035	A9HVNXXWB	3203

## Modular Distribution Boards - Metallic

Description	Reference	Unit MRP [₹]
<b>Busbars</b>		
Fork Busbar 1P 12MOD. 63A	R9XFH112	1129
Fork Busbar 1P 57MOD. 63A	R9XFH157	2513
Fork Busbar 2P 12MOD. 63A	R9XFH212	1301
Fork Busbar 2P 57MOD. 63A	R9XFH257	4820
Fork Busbar 3P 12MOD. 63A	R9XFH312	2937
Fork Busbar 3P 57MOD. 63A	R9XFH357	10513
Fork Busbar 4P 12MOD. 63A	R9XFH412	2709
Fork Busbar 4P 57MOD. 63A	R9XFH457	11314
<b>Busbar Accessories</b>		
Set of 10 End Caps 1P	R9XE110	*
Set of 10 End Caps 2P	R9XE210	*
Set of 10 End Caps 3P	R9XE310	1188
Set of 10 End Caps 4P	R9XE410	*
Set of 20 Tooth Caps	R9XT20	1427
Blanking Plate	13229B	59

**Note:** Blanking Plate MOQ = 10, All other MOQ = 1

## Customized Distribution Boards to Suit Your Need - Available on Request\*

- TV/Telephone DBs
- Pre-Wired DBs
- 8 Segment DBs
- Acrylic Door DBs
- IP54 DBs
- DBs with Phase Indication Lamps

\*upto 32A socket only

**Note:**

For all above Reference MOQ = 1

\*Please contact nearest Schneider Electric Sales Office or Customer Care Center for coordination chart

Please contact Customer care center for Stockable and Non stockable status of references.

NORMAL STOCK ITEMS

W.E.F. February 03<sup>rd</sup>, 2025



# Timers & Time Switches

## Analog Time Switches



- 24H, 7D Programmable switch Voltage Rating: 230V AC +10%, -15%
- Memory: Upto 56 Switching Operations
- Back up of program: Operating reserve for 100, 200 Hours
- Overall dimensions: 5 modules
- Minimum time between two switching operations: 15, 30 min
- Accuracy:  $\leq \pm 1$  s/day at +20°C

Description	Module Width 18mm/module	Reference	Unit MRP [₹]
IH 24H 16 A 15 mts interval 1 channel	1	15336	5979
IH 24H 16 A 30 mts interval 1 channel	1	CCT15365	6522
IH 7 day 16 A 1 channel- Max 21 On and 21 Off cycles	3	CCT15367	9336
IH 24H 16 A 30 mts 1 channel without reserve	3	CCT16364	5297

## Digital Time Switches



- 7D, 24H Programmable switch .Voltage Rating: 230V AC +10%, -15%
- Consumption: 1 channel - max. 4VA; 2 channels - max. 7VA
- Memory: Upto 56 Switching Operations
- Back up of program & time by lithium battery: Operating reserve: 6 Years
- Overall dimensions: 5 modules
- Cable length: 100m
- Minimum time between two switching operations: 1 min

Description	Module Width 18mm/module	Reference	Unit MRP [₹]
IHP 1C w (24h/7d) programmable time switch	2.5	CCT15441	12851
IHP+ 1C (24h/7d) SMARTw programmable time switch	2.5	CCT15551	15854
IHP 2C w (24h/7d) programmable time switch	2.5	CCT15443	16577
IHP DCF (24h/7d) SMART programmable time switch	2.5	CCT15858	26096
IHP+ 2C (24h/7d) SMARTw programmable time switch	2.5	CCT15553	18341

## Timers



- Switching capacity 16 A, max
- Delay range from 30 sec to 20 min
- Capacity for lighted pushbutton 150 mA
- Electric distribution busbar compatibility
- Output power capacity CCT15232-2300W
- Output power capacity CCT15223-3600W

Description	Module Width 18mm/module	Reference	Unit MRP [₹]
MINs - electronic timer - 0.5 to 20 min	1	CCT15232	7259
MINs - electronic timer - 0.5 to 20 min with switch Off Warning	1	CCT15233	9322
MINs - electronic timer - 0.5 to 20 min with switch Off Warning and Impulse relay function	1	CCT15234	8762

Please contact Customer care center for Stockable and Non stockable status of references.

NORMAL STOCK ITEMS

W.E.F. February 03<sup>rd</sup>, 2025

# Timers & Time Switches

## Twilight switch



- Includes wall mounted cell
- Adjustable brightness threshold 2 to 2000 Lux
- 2 LEDs to signal the sensor status and the output status
- Test button: To check the product and load cabling
- Switching capacity: 16Amp
- Screwless Terminals compatible with rigid and flexible wires
- Consumption 6 VA
- Size 45mm

Description	Module Width 18mm/module	Reference	Unit MRP [₹]
IC2000 outdoor (2 - 2000 lux) twilight switch	1	CCT15369	15310
Analogue indoor light sensor cell	-	CCT15262	7555
Wall mounted Analogue outdoor light sensor cell	-	CCT15263	11710
IC100 (2 - 100 lux) twilight switch	1	CCT15482	12879
IC2000 indoor (2 - 2000 lux) twilight switch	1	CCT15285	11478
IC2000p+ (2 - 2000 lux) programmable twilight switch	2.5	CCT15483	26603
IC100kp+ 1C (1 - 99000 lux) SMART programmable twilight switch	2.5	CCT15494	32175
IC100kp+ 2C (1 - 99000 lux) SMART programmable twilight switch	2.5	CCT15495	39610
IC Astro 2C SMART programmable twilight switch	2.5	CCT15245	27808
IC Astro 1C SMART programmable twilight switch	2.5	CCT15225	23399

## Time switch accessories

Description	Module Width 18mm/module	Reference	Unit MRP [₹]
Programming kit for IHP / IC	1	CCT15860	12240

## Thermostat

Description	Module Width 18mm/module	Reference	Unit MRP [₹]
THP1+ 1C (24h/7d) programmable thermostat	2.5	CCT15834	27842

Please contact Customer care center for Stockable and Non stockable status of references.

NORMAL STOCK ITEMS

W.E.F. February 03<sup>rd</sup>, 2025

Kaedra enclosures for PratiKa industrial sockets are part of a complete system of Watertight enclosures from 16A to 125A providing solutions for protection, control and electrical distribution for tertiary and industrial applications



- Degree of protection - IP65
- Impact strength - IK09
- Resistant to chemical and atmospheric agents, UVs etc.
- Self extinguishing class 2 insulating material
- Flame and abnormal heat resistance: 650°C
- Reversible front face for opening of door to left/right
- Combining of enclosures horizontally/vertically while still maintaining IP
- DIN channel can be positioned in 2 depths & 2 heights for cabling purpose

## Mini Enclosures for modular devices



Description	Reference	Unit MRP [₹]
4 module	13441 <input checked="" type="checkbox"/>	4457
6 module	13442	5073
8 module	13443	5973
12 module	13444	9598

## Enclosures for modular devices (with terminal blocks)



Description	Reference	Unit MRP [₹]
1 row 12 module	13431	10592
1 row 18 module	13432	13961
2 row 24 module	13433	15854
2 row 36 module	13434	20070
3 row 36 module	13435	20927
4 row 72 module	13437	39942

## Mini Enclosure (suitable to mount modular devices and PratiKa 16A socket)



Description	Reference	Unit MRP [₹]
4 module 1 vertical opening	13175 <input checked="" type="checkbox"/>	2126
4 module 2 horizontal opening	13176	2623
4 module 3 horizontal opening	13177	3301

**Note:** For all above Reference MOQ = 1

Please contact Customer care center for Stockable and Non stockable status of references.

NORMAL STOCK ITEMS

W.E.F. February 03<sup>rd</sup>, 2025

Enclosure (suitable to mount modular devices and PratiKa 16A / 32A sockets)



Description	Reference	Unit MRP [₹]
5 module 2 opening	13178 <input checked="" type="checkbox"/>	5118
8 module 4 horizontal opening	13179	6986
13 module 3 opening	13180	9231
13 module 6 opening	13181	10147
19 module 8 opening	13182	13077

## Functional Plaques



Description	Reference	Unit MRP [₹]
Blank - marked for 1 socket 50x50	13135	662
Blank - marked for 1 socket 65x65 or 75x75	13137	662
Intermediate with 65x85 opening	13136	807
Intermediate with one opening for 65x85 & 90x100	13142	1339

**Note:** For all above Reference MOQ = 1

Please contact Customer care center for Stockable and Non stockable status of references.

NORMAL STOCK ITEMS

W.E.F. February 03<sup>rd</sup>, 2025

## Wander Plugs



PKE16M423



PKE16M723



81383

- Conforms to IEC 60309-1 & IEC 60309-2
- PK PratiKa Screw Connect: same orientation of clamp's screws
- External impact strength: IK08
- Glow wire test: 850°C

[In] Rated Current (A)	[Ue] Rated Operational Voltage (V)	Poles Description	Reference	Unit MRP [₹]
<b>PratiKa Screw</b>				
<b>IP44</b>				
16	200...250	2P + E	PKE16M423 ✓	631
		2P + E	<b>PKX16M423</b> ●	1287
	380...415	3P + E	PKE16M434 ✓	806
		3P + N + E	PKE16M435 ✓	840
32	200...250	2P + E	PKE32M423 ✓	992
		3P + E	PKE32M434	1163
	380...415	3P + N + E	PKE32M435 ✓	1136
		<b>IP67</b>		
16	200...250	2P + E	PKE16M723 ✓	1378
		2P + E	<b>PKX16M723</b> ●	2048
	380...415	3P + E	PKE16M734	1572
		3P + N + E	PKE16M735	1680
32	200...250	2P + E	PKE32M723	1969
		3P + E	PKE32M734 ✓	2124
	380...415	3P + N + E	PKE32M735 ✓	2120
		<b>PK (63A &amp; 125A available in IP67 only)</b>		
63	200...250	2P + E	81378	5582
		3P + E	81382 ✓	5321
	380...415	3P + N + E	81383 ✓	5279
125	380...415	3P + E	<b>81394</b>	16278
		3P + N + E	81395	16278

Note: \* Fast Connection

## Small Wall Mounted Sockets



PKF16W423



PKF16W723



PKF32W735

- Conforms to IEC 60309-1 & IEC 60309-2
- External impact strength: IK08
- Glow wire test: 850°C

[In] Rated Current (A)	[Ue] Rated Operational Voltage (V)	Poles Description	Reference	Unit MRP [₹]
<b>IP44</b>				
16	200...250	2P + E	PKF16W423	1115
		3P + E	PKF16W434	1294
	380...415	3P + N + E	PKF16W435	1413
		200...250	2P + E	PKF32W423
32	380...415	3P + E	<b>PKF32W434</b>	1749
		3P + N + E	PKF32W435	1847
	<b>IP67</b>			
16	200...250	2P + E	<b>PKF16W723</b>	1771
		3P + E	<b>PKF16W734</b>	2225
	380...415	3P + N + E	<b>PKF16W735</b>	2301
		200...250	2P + E	PKF32W723
32	380...415	3P + E	<b>PKF32W734</b>	3237
		3P + N + E	<b>PKF32W735</b>	4293

Note: For all above Reference MOQ = 1

Please contact Customer Care Center for Stockable and Non stockable status of references.

\*Bold references are MTO reference.

## Wall Mounted Sockets



81178

81183

- Conforms to IEC 60309-1 & IEC 60309-2
- Rated operational voltage upto 415V
- Rated operational current upto 125A
- External impact strength: IK08
- Glow wire test: 850°C
- Available only in IP67

[In] Rated Current (A)	[Ue] Rated Operational Voltage (V)	Poles Description	Reference	Unit MRP [₹]
63	200...250	2P + E	<b>81178</b>	6876
		3P + E	<b>81182</b> ●	7077
	380...415	3P + N + E	81183	7179
125	380...415	3P + E	<b>81194</b>	24799
		3P + N + E	<b>81195</b>	24920

## Wander Sockets



PKF16M423

81483

PKF32M735

- PK PratiKa Screw Connect: same orientation of clamp's screws.
- PK PratiKa: 16A & 32A; IP44 & IP67
- External impact strength: IK08
- Glow wire test: 850 °C
- Conforms to IEC 60309-1 & IEC 60309-2

[In] Rated Current (A)	[Ue] Rated Operational Voltage (V)	Poles Description	Reference	Unit MRP [₹]
<b>PratiKa Screw</b>				
<b>IP44</b>				
16	200...250	2P + E	PKF16M423 ✓	882
		2P + E	<b>PKY16M423</b>	972
	380...415	3P + E	PKF16M434	1017
		3P + N + E	PKF16M435	1110
32	200...250	2P + E	PKF32M423 ✓	1213
	380...415	3P + E	<b>PKF32M434</b>	1472
		3P + N + E	PKF32M435 ✓	1482
<b>IP67</b>				
16	200...250	2P + E	PKF16M723	1633
		2P + E	<b>PKY16M723</b> ●	1987
	380...415	3P + E	<b>PKF16M734</b>	2048
		3P + N + E	PKF16M735	2140
32	380...415	2P + E	PKF32M723	2246
		3P + E	<b>PKF32M734</b>	2485
	3P + N + E	PKF32M735	2508	
<b>PK (63A &amp; 125A available in IP67 only)</b>				
63	200...250	2P + E	81478	6080
	380...415	3P + E	<b>81482</b>	6133
		3P + N + E	81483	6173
125	380...415	3P + E	<b>81494</b>	19192
		3P + N + E	81495	19568

## Also Available on Request:

- Patented FAST connect Plugs & Sockets - innovative cabling system that enables connection without stripping the conductor and with absolutely no screws required
- Extra Low Voltage Plugs & Sockets down to 50V

Please contact nearest Schneider Electric Sales Office or Customer Care for Reference and Prices

**Note:** For all above Reference MOQ = 1

Please contact Customer Care Center for Stockable and Non stockable status of references.

\*Bold references are MTO reference.

## Panel Mounted Sockets - Angled



PKF16F423



PKF32F723



81283

- PK PratiKa Screw Connect: same orientation of clamp's screws
- External impact strength: IK08
- Glow wire test: 850°C
- Conforms to IEC 60309-1 & IEC309-2

[In] Rated Current (A)	[Ue] Rated Operational Voltage (V)	Poles Description	Reference	Unit MRP [₹]
<b>PratiKa Screw</b>				
<b>IP44</b>				
16	200...250	2P + E	PKF16F423 <input checked="" type="checkbox"/>	676
		2P + E	<b>PKY16F423</b> ●	736
	380...415	3P + E	PKF16F434	1017
		3P + N + E	PKF16F435 <input checked="" type="checkbox"/>	1085
32	200...250	2P + E	PKF32F423 <input checked="" type="checkbox"/>	1201
	380...415	3P + E	PKF32F434	1407
		3P + N + E	PKF32F435	1388
<b>IP67</b>				
16	200...250	2P + E	PKF16F723 <input checked="" type="checkbox"/>	1273
	380...415	2P + E	<b>PKY16F723</b> ●	1557
		3P + E	PKF16F734	1464
32	200...250	3P + N + E	PKF16F735 <input checked="" type="checkbox"/>	1482
	380...415	2P + E	PKF32F723	1673
		3P + E	PKF32F734	1955
		3P + N + E	PKF32F735	1968
<b>PK (63A &amp; 125A available in IP67 only)</b>				
63	200...250	2P + E	81278	5489
	380...415	3P + E	81282 <input checked="" type="checkbox"/>	5498
		3P + N + E	81283 <input checked="" type="checkbox"/>	5553
125	380...415	3P + E	<b>81294</b>	18519
		3P + N + E	81295	18432

## Panel Mounted Sockets - Straight



PKF16G423



PKF16G723



81683

- PK PratiKa Screw Connect: same orientation of clamp's screws
- External impact strength: IK08
- Glow wire test: 850°C
- Conforms to IEC 60309-1 & IEC309-2

[In] Rated Current (A)	[Ue] Rated Operational Voltage (V)	Poles Description	Reference	Unit MRP [₹]
<b>PratiKa Screw</b>				
<b>IP44</b>				
16	200...250	2P + E	PKF16G423	773
		2P + E	<b>PKY16G423</b>	1146
	380...415	3P + E	PKF16G434	1348
		3P + N + E	PKF16G435	1163
32	200...250	2P + E	PKF32G423	1227
	380...415	3P + E	PKF32G434	1413
		3P + N + E	PKF32G435	1531
<b>IP67</b>				
16	200...250	2P + E	PKF16G723	1294
	380...415	2P + E	<b>PKY16G723</b> ●	1457
		3P + E	PKF16G734	1779
32	380...415	3P + N + E	PKF16G735	1482
		2P + E	PKF32G723	1650
	200...250	3P + E	PKF32G734	1856
		3P + N + E	PKF32G735	1926
<b>PK (63A &amp; 125A available in IP67 only)</b>				
63	380...415	3P + E	<b>81682</b>	5552
125		3P + N + E	81683	5552
		3P + N + E	<b>81695</b>	18609

\*Fast Connection

**Note:** For all above Reference MOQ = 1

Please contact Customer Care Center for Stockable and Non stockable status of references.

\*Bold references are MTO reference.

## Sockets with Interlock Switches - for guaranteed safety of operation

- Allows closure of main switch only when the plug is fully inserted in socket - when complete mechanical & electrical connection has occurred
- Plug removal is possible only when the switch is in "off" position

## Wall Mounted Sockets with Interlock Switch Unika (w/o protection)



- Switch designed for use in AC 22A class applications
- Conforms to IEC 60309-1 & IEC 60309-2
- Rated operational voltage upto 415V
- Rated operational current upto 32A
- External impact strength: IK08
- Available in IP44 / IP65 versions
- Glow wire test: 750°C

[In] Rated Current (A)	[Ue] Rated Operational Voltage (V)	Poles Description	Reference	Unit MRP [₹]
<b>IP44</b>				
16	200...250	2P + E	83031	9279
	380...415	3P + N + E	<b>83036</b>	13096
32	200...250	2P + E	83042 <input checked="" type="checkbox"/>	11931
	380...415	3P + E	<b>83046</b>	19497
		3P + N + E	83047	14060
<b>IP65</b>				
16	200...250	2P + E	83081	9600
	380...415	3P + E	<b>83085</b>	13221
		3P + N + E	<b>83086</b>	13489
32	200...250	2P + E	<b>83092</b>	12582
	380...415	3P + N + E	83097	15107

## Socket with Interlock Switch &amp; DIN Rail Isoblock (4.5 modules)



- Switch designed for use in AC- 22A class applications
- Conforms to IEC 60309-1 & IEC 60309-2
- Provision to DIN mount 4.5 module device
- External impact strength: IK10
- Available in IP65 version
- Glow wire test: 850°C

[In] Rated Current (A)	[Ue] Rated Operational Voltage (V)	Poles Description	Reference	Unit MRP [₹]
16	200...250	2P + E	82754 <input checked="" type="checkbox"/>	11393
	380...415	3P + N + E	<b>82759</b>	17590
32	200...250	2P + E	83791 <input checked="" type="checkbox"/>	13489
	380...415	3P + N + E	83796	16070

## Socket with Interlock Switch &amp; DIN Rail Isoblock (6 modules)



- Switch designed for use in AC- 22A class applications
- Conforms to IEC 60309-1 & IEC 60309-2
- Provision to DIN mount 6 module device
- External impact strength: IK10
- Available in IP65 version
- Glow wire test: 850°C

[In] Rated Current (A)	[Ue] Rated Operational Voltage (V)	Poles Description	Reference	Unit MRP [₹]
32	200...250	2P + E	<b>82766</b>	17966
63	380...415	3P + E	<b>82782</b>	24208
		3P + N + E	82783	24053

Please contact Customer Care Center for Stockable and Non stockable status of references.

\*Bold references are MTO reference.



**ELECTRA Metal Clad Plugs & Sockets are specially designed incorporating the latest safety, quality and user friendly features.**

**Construction**

- The casting is made from non-corroding die-cast aluminum alloy combining exceptional compactness with high strength
- The design/construction eliminates the possibility of mismatch in fitting of plugs in corresponding sockets
- The floating contacts in the sockets are self aligning and facilitates smooth plugging in without undue pressure (These can be easily removed for wiring )
- A provision for pilot pin facilitates mechanical interlocking in case of 63A ratings

**Human Safety**

Specially designed shroud to avoid accidental finger contact with plug-pins while inserting/removing the plug  
Similarly, the contact tubes in sockets are deeply recessed to avoid human contact

- The earthing pins ensure that earth connection is made first and broken last, being longer than conducting pins
- The visible earth terminals facilitate easy checking of earth connection
- The cable grip to the plug is made very strong by providing a compression gland and by protecting it at the point of entry by a strong rubber guard

**Applications**

Industrial, Commercial & Domestic portable equipments like Hand/Power Tools, Industrial Ovens, Welding Sets, Mobile Generators, Furnaces, Ships, Office Machines, Refrigerators, Coolers, Air-Conditioners, Overhead Cranes, Chilling Cabinets, Tile Polishers and Sewing Machines

**Plug**



Rating (A)	Poles Description	Voltage (V)	MOQ	Reference	Unit MRP [₹]
10	2P	250	30	AP10 <input checked="" type="checkbox"/>	294
20	2P	250	30	AP20 <input checked="" type="checkbox"/>	310
20	3P	440	30	BP20 <input checked="" type="checkbox"/>	412
30	3P	440	20	BP30 <input checked="" type="checkbox"/>	750
63	3P+N+E	440	4	CP63 <input checked="" type="checkbox"/>	3391

**Socket**



Rating (A)	Poles Description	Voltage (V)	MOQ	Reference	Unit MRP [₹]
10	2P	250	30	AS10 <input checked="" type="checkbox"/>	310
20	2P	250	30	AS20 <input checked="" type="checkbox"/>	330
20	3P	440	30	BS20 <input checked="" type="checkbox"/>	463
30	3P	440	20	BS30 <input checked="" type="checkbox"/>	794
63	3P+N+E	440	4	CS63 <input checked="" type="checkbox"/>	3799

Please contact Customer Care Center for Stockable and Non stockable status of references.

\*Bold references are MTO reference.

Complete range of switches & sockets suitable for both indoor & outdoor applications like Kitchens, Swimming Pools, Landscape Gardens, Exterior Walls and Other Environmentally Challenged Locations.



56SW116LE-GY



56SW216LE-GY



56SW332LE-GY

Description	IP Rating	Reference	Unit MRP [₹]
<b>Surface Switches</b>			
<b>Single Pole Switches Less Enclosure</b>			
1 Pole 250V 10A	IP66	<b>56SW110LE-GY</b>	4091
1 Pole 250V 16A	IP66	56SW116LE-GY	3796
1 Pole 250V 20A	IP66	56SW120LE-GY	5748
1 Pole 250V 32A	IP66	56SW132LE-GY	6854
<b>Double Pole Switches Less Enclosure</b>			
2 Pole 500V 16A	IP66	<b>56SW216LE-GY</b>	6622
2 Pole 500V 20A	IP66	<b>56SW220LE-GY</b>	6622
2 Pole 500V 32A	IP66	<b>56SW232LE-GY</b>	8787
2 Pole 500V 50A	IP66	<b>56SW250LE-GY</b>	10262
<b>Triple Pole Switches Less Enclosure</b>			
3 Pole 500V 10A	IP66	<b>56SW310LE-GY</b>	6125
3 Pole 500V 16A	IP66	56SW316LE-GY	6389
3 Pole 500V 20A	IP66	56SW320LE-GY	6726
3 Pole 500V 32A	IP66	56SW332LE-GY	7768
3 Pole 500V 50A	IP66	56SW350LE-GY	9048
3 Pole 500V 63A	IP66	56SW363LE-GY	10503
<b>Four Pole Switches Less Enclosure</b>			
4 Pole 500V 20A	IP66	<b>56SW420LE-GY</b>	8880



66CV563-RG



66P563-EO

Description	IP Rating	Reference	Unit MRP [₹]
<b>IP66 Industrial Combination Switch Sockets with Enclosure</b>			
<b>Single Pole Switches Less Enclosure</b>			
500V, 63A with 4 pole switch and 63A 5 Pin Socket	IP66	<b>66CV563-RG</b>	119035
Plug Top 5 Pin 500V 63A	IP66	<b>66P563-EO</b>	35728

Please contact Customer Care Center for Stockable and Non stockable status of references.  
\*Bold references are MTO reference.



56SO316RP-LE-GY-EX    56SO432LE-GY    56SO532LE-GY

Description	IP Rating	Reference	Unit MRP ₹
<b>Surface Socket Outlets</b>			
<b>3 Pin Sockets Less Enclosure</b>			
3 Pin 250V 16A Indian Standard	IP66	56SO316RP-LE-GY-EX	3821
3 Pin 250V 20A Round Pin	IP66	56SO320LE-GY	5547
3 Pin 250V 32A Round Pin	IP66	56SO332LE-GY	6179
<b>4 Pin Sockets Less Enclosure</b>			
4 Pin 500V 20A Round Pin	IP66	<b>56SO420LE-GY</b>	8286
4 Pin 500V 32A Round Pin	IP66	<b>56SO432LE-GY</b>	9907
4 Pin 500V 50A Round Pin	IP66	<b>56SO450LE-GY</b>	15243
<b>5 Pin Sockets Less Enclosure</b>			
5 Pin 500V 10A Round Pin	IP66	<b>56SO510LE-GY</b>	8953
5 Pin 500V 20A Round Pin	IP66	56SO520LE-GY	8868
5 Pin 500V 32A Round Pin	IP66	56SO532LE-GY	10531
5 Pin 500V 40A Round Pin	IP66	56SO540LE-GY	15341
5 Pin 500V 50A Round Pin	IP66	56SO550LE-GY	15750

\*Alternate reference 56SO440-GY (coming soon)



56PA420-EO    56PA532-EO    56CVI520-GY

Description	IP Rating	Reference	Unit MRP ₹
<b>Plugs</b>			
<b>3 Pin Angle Plugs</b>			
3 pin 250V 16A Round Pin	IP66	56PA316RP-GY-EX	2874
3 Pin 250V 20A Round Pin	IP66	56PA320-EO	5748
3 Pin 250V 32A Round Pin	IP66	56PA332-EO	6640
<b>4 Pin Angle Plugs</b>			
4 Pin 500V 20A Round Pin	IP66	<b>56PA420-EO</b>	7072
4 Pin 500V 32A Round Pin	IP66	<b>56PA432-EO</b>	7362
4 Pin 500V 40A Round Pin	IP66	<b>56PA440-EO</b>	12244
4 Pin 500V 50A Round Pin	IP66	56PA450-EO	8735
<b>5 Pin Angle Plugs</b>			
5 Pin 500V 10A Round Pin	IP66	<b>56PA510-EO</b>	6951
5 Pin 500V 20A Round Pin	IP66	56PA520-EO	6951
5 Pin 500V 32A Round Pin	IP66	56PA532-EO	7954
5 Pin 500V 40A Round Pin	IP66	56PA540-EO	8493
5 Pin 500V 50A Round Pin	IP66	56PA550-EO	8695
<b>Combination Switch Socket Outlet</b>			
<b>IP66 Interlocked Switch Socket with Enclosure</b>			
4 Pin 500V 20A Round Pin	IP66	<b>56CVI420-GY</b>	30384
5 Pin 500V 20A Round Pin	IP66	<b>56CVI520-GY</b>	27488
5 Pin 500V 32A Round Pin	IP66	<b>56CVI532-GY</b>	27739

Please contact Customer Care Center for Stockable and Non stockable status of references.

\*Bold references are MTO reference.

# 56 Series



56DB2-GY



56CB4N-GY

Description	IP Rating	Reference	Unit MRP ₹
<b>Adaptable Enclosures with Gear Tray</b>			
2 Gangpoints, 198X101X140mm	IP66	<b>56DB2-GY</b>	7584
<b>Junction Boxes</b>			
1 Gangpoint, 107X101X90mm	IP66	<b>56JB1-GY</b>	3300
2 Gangpoints, 204X101X90mm	IP66	<b>56JB2-GY</b>	5305
3 Gangpoints, 300X101X90mm	IP66	<b>56JB3-GY</b>	11367
4 Gangpoints, 204X198X90mm	IP66	<b>56JB4-GY</b>	10671

Description	Module Width	Reference	Unit MRP ₹
<b>Switchgear Cover Assembly</b>			
For 1,2,3 Pole MCB with 4 Pole RCD (max. 4M Width)	4	56CB4N-GY	6300



56FA2-GY



56E2-GY



56E1-GY



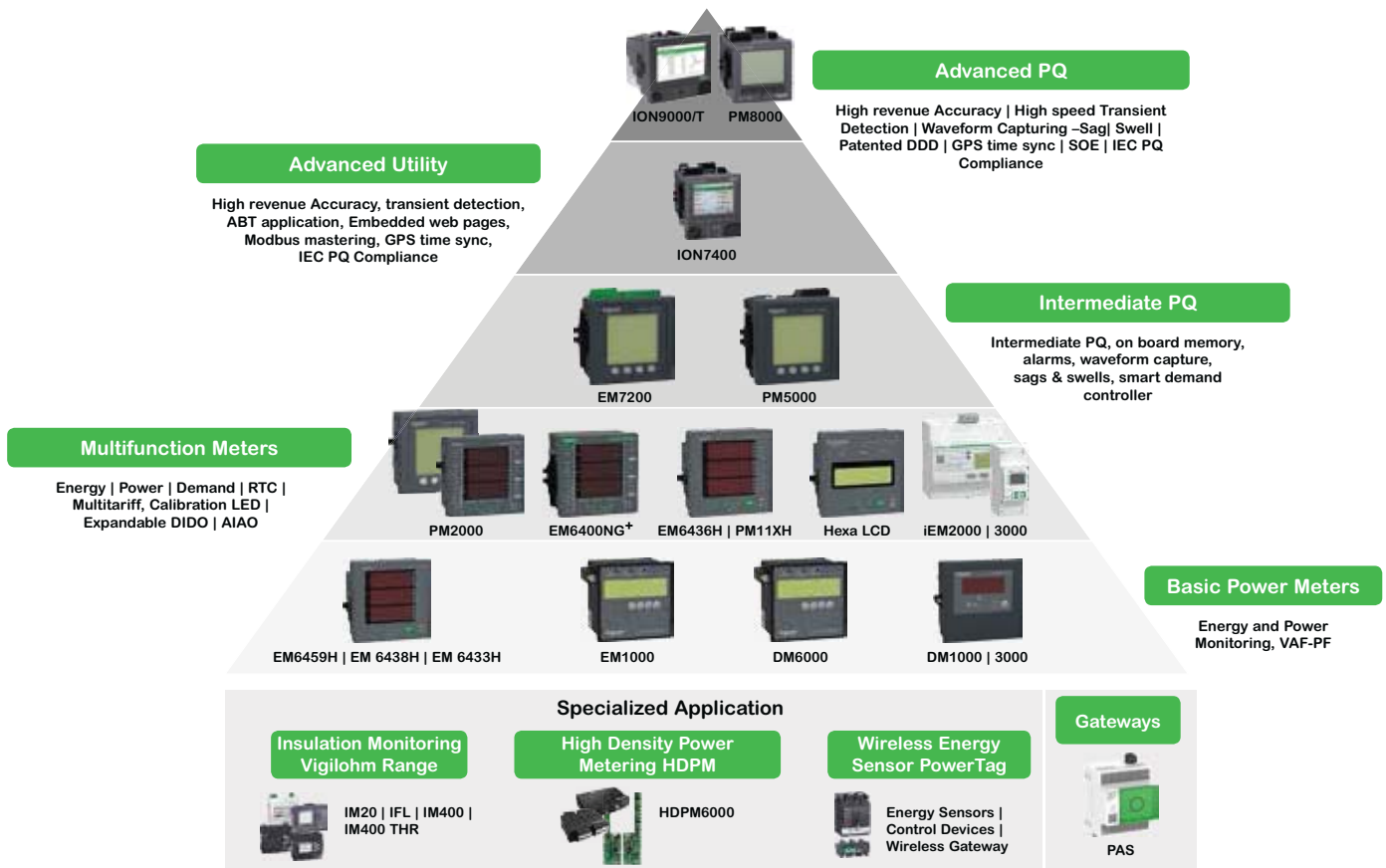
56E3-GY

Description	No. of Gangs	Reference	Unit MRP ₹
<b>Flush Surrounds</b>			
Flush Surround	2	<b>56FA2-GY</b>	3104
Flush Surround	3	<b>56FA3-GY</b>	4887
<b>Mounting Enclosures (Back Boxes)</b>			
101X101X63mm	1	56E1-GY	1337
198X101X63mm	2	56E2-GY	3430
294X101X63mm	3	56E3-GY	5497
198X198X63mm	4	<b>56E4-GY</b>	7072
294X198X63mm	6	<b>56E6-GY</b>	11307
391X198X63mm	8	<b>56E8-GY</b>	14835
391X391X63mm	16	<b>56E16-GY</b>	26880

Please contact Customer Care Center for Stockable and Non stockable status of references.  
\*Bold references are MTO reference.



# Discover Our Power Monitoring Solutions





# Accurate and adaptable branch circuit metering

## PowerLogic™ HDPM6000 series for panelboards

PowerLogic™ HDPM6000 high-density multi-circuit power meters enable customized panelboard solutions for cost and network management in critical facilities.

With a modular platform approach to minimize integration costs, start-up time and operational expenses, HDPM6000 meters provide insight, accuracy and results. The HDPM6000 head unit provides voltage waveform capture, data logging and full Ethernet communication. HDPM6000S, with strip technology for branch circuit monitoring and click-in CT design, is perfect for new installations. The modular HDPM6000R is highly adaptable and can be retrofitted into any switchgear, distribution panel or cabinet with a high density of circuits.

### Applications

- **Energy cost allocation**
  - » Accurately correlate and/or bill for circuit- and process-specific costs, keep users accountable for energy use
- **Energy monitoring**
  - » Gather and analyze consumption data to identify patterns, target energy efficiency measures and verify results, identify waste and opportunities to reduce energy
- **Power quality monitoring per circuit (THD + waveform capture)**
  - » Analyze and interpret power quality data into useful information, improve system-wide performance, help determine causes of equipment malfunction
- **Energy billing**
  - » View current and historic circuit-focused energy bills, compare use across circuits, discover trends over time
- **Compliance**
  - » ASHRAE 90.1-2019, Seattle energy code, Title 24, etc.\*

### Asset management

- **Monitor up to 192 circuits**
- **Identify increased harmonics in the rack servers to detect a potential failure (THD/circuit, waveform capture/circuit)**

• *Contact your Schneider Electric sales representative for confirmation on compliance to other local standards not mentioned here*

### Robust communications

- Support for MODBUS, SNMP and BACnet TCP IP

### Cybersecurity

- Helps minimize vulnerabilities to critical power assets and systems and reinforce security strategy

### Data logging

- On-board memory for data logging
- Meet the needs of robust code compliance applications

### Modular and scalable

- Adapts to expanding electrical networks
- Scalable, future-proof capabilities
- Simplified installation for reduced wiring issues

### Panelboard solution

- Embedded web page for configuration and monitoring
- Touch screen HMI (optional) for data display
- EcoStruxure™ Power integration

# 1. Tailored Offers for Specific Applications and Segments



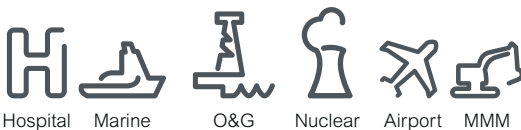
- > HDPM A/B/C variants
- > Split or solid core CTs
- > 24 / 36 / 42 / 48 / 72 / 84 channels configuration

## 1.1 HDPM

\*Price On Request

The PowerLogic™ HDPM6000 - New standard for Power Quality Meters as both a standalone three-phase PQM and the foundation for an entire suite of devices: HDPM6000R, HDPM6000S, and HDPM6000B

- > Provides power quality metrics down to the branch circuit allowing users to effectively monitor circuit loads, manage power consumption, allocate energy costs and maximize uptime across their facilities.
- > Makes energy and power quality data immediately actionable and relevant to operational and sustainability goals.
- > Modular platform approach provides scalability and minimizes integration costs, start up time and operational expenses.
- > Asset management
  - Identify increased harmonics in the rack servers to detect a potential disruption
  - Total Harmonics Distortion
  - Waveform capture
- > Display and web page visualization
  - Optional touchscreen display accesses meter data
  - User-friendly web interface allows configuration of branch circuits and commissioning of meter system
- > Data logging and software monitoring
  - Data logging and on-board memory storage
  - EcoStruxure™ PME and Power Operation integration
- > Busway solution
  - Modular, distributed architecture meets data center requirements in an all-in-one solution



## 1.2 Insulation Monitoring Devices

\*Price On Request


Required as part of an IT earthing system, an Insulation Monitoring Device (IMD) detects the initial fault so you can make repairs before a second fault occurs, which could trigger protective devices and halt operations.

- > Can be used in 3 levels of insulation monitoring.
  - Level 1 : fault detection and signalling, manual fault location (all IMDs)
  - Level 2 : automatic fault location
  - Level 3 : feeder measurement + communication
- > Simple operation and installation.
- > Synchronicity with modern, communicating ungrounded electrical distribution networks.
- > Compliance with international standards - IEC 60364-4-41, IEC 61010-1, IEC 61557-8, IEC 61557-9.
- > Seamless integration into complete solutions.
- > Exclusive measurement of leakage capacitance.
- > Increased property life by enabling preventive and corrective maintenance operations.
- > Stores time-stamped alarms.
- > Insulation fault remote indicator (audible & visual).
- > Electrical fault (transformer overload or circuit breaker tripping) remote indicator (audible & visual).

Please contact Customer care center for Stockable and Non stockable status of references.

NORMAL STOCK ITEMS

W.E.F. February 03<sup>rd</sup>, 2025



# Introducing new range of **ION7400** and **PM8000 Series** with Class A compliance and Higher Sampling rate



PowerLogic™ Series



## 2. High Accuracy, Specialized Solutions - for MV/LV Distribution



### 2.1 PowerLogic™ ION9000T

\*Price On Request

The PowerLogic™ ION9000T is your 24/7 power quality expert, providing information, not just data.

- > High-Speed Transient Capture (HSTC) of voltage events 100 nano seconds or longer in duration and up to 10,000 V in magnitude with high speed and disturbance waveform captures, as well as prevent statistics on each transient.
- > Modular, flexible, patented ION™ programmable technology.
- > Industry leading Class 0.1S accuracy IEC 62052-11 ed.2, ANSI C12.20 Class 0.1 (active energy).
- > Patented Disturbance Direction Detection - The meter shall be able to provide a level of confidence that a voltage disturbance occurred upstream or downstream of the meter.
- > Onboard PQ Analysis – Complying with IEC61000-4-30 class A, IEC62586-1 / IEC62586-2, and verified by third-party lab certifications.
- > Onboard pass/fail PQ characterization and assessment according to EN50160 and IEEE519.
- > Cybersecurity event logging, Syslog protocol, HTTPS, SFTP and full control of each communication port.
- > The meter support time synchronisation methods that include Precision Time Protocol, IRIG-B, GPS (RS485), NTP and software command.

### 2.2 PowerLogic™ ION9000

\*Price On Request

ION9000 makes your power network safer, more reliable, efficient, and compliant.



- > Transient detection and capture: events 20 microseconds or longer in duration on any voltage channel with alarm, event log, and waveform capture.
- > 2 GB of standard non-volatile memory.
- > Fully compliant with IEC 61000-4-30 class A ed3 Power Quality standard according to IEC 62586-1 / -2.
- > Provides onboard power quality compliance monitoring according to EN50160 and IEEE519.
- > Can record voltage and current waveforms at 1024 samples per cycle
- > The meter is revenue class compliant to class 0.1S according to ANSI and IEC for both 5A and 1A nominal inputs.
- > Provides a graphical flexible programming capability to allow it to be adapted to nearly any application.
- > Can serve as a Modbus Master in a communication network, either through reading and logging data from other Modbus devices, or serving as a Modbus serial to Ethernet gateway.
- > Provides a level of confidence that a voltage disturbance occurred upstream or downstream of the meter.
- > Provides two color display options; one that is 96mm x 96mm with pushbutton controls and one that is 192mm x 192mm with touchscreen controls.

Please contact Customer care center for Stockable and Non stockable status of references.

NORMAL STOCK ITEMS

W.E.F. February 03<sup>rd</sup>, 2025

## 2. High Accuracy, Specialized Solutions - for MV/LV Distribution



### 2.3 PowerLogic™ ION7400

\*Price On Request

Providing high accuracy and a wide range of features for transmission and distribution metering, the versatile PowerLogic™ ION7400 series advanced utility meter has the flexibility to change along with your needs.

- > Meets stringent IEC and ANSI measurement accuracy standards including ANSI C12.20 accuracy class 0.2, current class 2 and 10, and IEC 62053-22 Class 0.2S and is fully compliant with IEC 61557-12 PMD.
- > The meter is certified by a third-party laboratory to the power quality standards IEC 61000-4-30, Edition 3 Class 'A' and IEC 62586-2 Edition 2. The meter's low pass anti-aliasing signal filters shall meet the requirements of IEC 61000-4-7.
- > Has sampling rate of 512 Samples/cycle.
- > Has a high-visibility color graphical display that is user programmable to display up to 6 parameters per screen.
- > Provides multi-port Ethernet and serial communications with at least two Ethernet ports and one RS485 serial port.
- > Industrial communication protocols supported by the meter includes Modbus, DNP3, and IEC 61850. The meter provides enhanced cybersecurity features not limited to HTTPS in accordance with TLS 1.2.
- > Has the ability to determine the location of a voltage disturbance by identifying the direction of the disturbance relative to the meter.



### 2.4 PowerLogic™ PM8000 Series

\*Price On Request


The PowerLogic™ PM8000 series meters are compact, cost-effective multifunction power meters that will help you ensure reliability and efficiency of your power-critical facility.

- > Meets stringent IEC and ANSI measurement accuracy standards including ANSI C12.20 accuracy class 0.2, current class 2 and 10, and IEC 62053-22 Class 0.2S and be fully compliant with IEC 61557-12 PMD.
- > Certified by a third-party laboratory to the power quality standards IEC 61000-4-30, Edition 3 Class 'A' and IEC 62586-2 Edition 2. The meter's low pass anti-aliasing signal filters shall meet the requirements of IEC 61000-4-7.
- > Has sampling rate of 512 Samples/cycle\*.
- > Has a high-visibility color graphical display that is user programmable to display up to 6 parameters per screen.
- > Has the ability to determine the location of a voltage disturbance by identifying the direction of the disturbance relative to the meter. The disturbance direction shall be captured in the device's event log, along with a timestamp and confidence level indicating level of certainty.
- > Meter's on-board web server provides access to real-time values, power quality information, and basic meter configuration.
- > Provides set-point driven alarming capability.
- > Captures voltage and current channels for sub-cycle disturbances, as well as multi-cycle sags, swells and outages in quick succession, without dead time between recordings.

Please contact Customer care center for Stockable and Non stockable status of references.

NORMAL STOCK ITEMS

W.E.F. February 03<sup>rd</sup>, 2025



# The new benchmark in competitive, precision metering

## PowerLogic™ PM55/56/5700 Series

The highly capable PowerLogic™ PM5500, PM5600, and PM5700 power meters combine multiple features that are not typically found in basic range power meters: power quality capabilities, residual current monitoring, and MID conformance. This combination of features merge with industry-leading measurement accuracy to match the requirements of energy cost management applications in buildings and industry. Compliant with stringent international metering standards, these meters remove any uncertainty in billing for energy consumption and ensure a high level of performance that non-compliant devices cannot match.

Allocate energy costs, perform tenant sub-billing, pinpoint energy savings, optimize equipment efficiency and utilization, and perform a basic assessment of the power quality in your electrical network.

### Residual Current Monitoring

- Proactively identify residual current to maximize electrical distribution uptime, reduce risk of faults, and improve safety

### Power Quality Monitoring

- Identify power quality events to avoid downtime, prevent equipment damage

### LVDC Control Power Option (24V DC)

- Continuously monitor system and log data, even during an outage or voltage instability, in addition to significant installation and material cost savings DNP3.0 Protocol
- Seamless tie-in to new or existing utility and heavy industrial applications without the need for additional gateways or protocol converters

### Analog Inputs

- Monitor electrical and non-electrical parameters (e.g. temperature, flow rate, pressure etc.)

## 3. High Accuracy, Compact, Power Meters - for HV/MV/LV Distribution



### 3.1 PowerLogic™ PM5000

The PowerLogic™ PM5000 series power meters are the new benchmark in affordable, precision metering.

- > Easy to install and operate.
- > Easy for circuit breaker monitoring and control with two Relay outputs (PM5330, PM5340.)
- > Identify power quality events to avoid downtime, prevent equipment damage.
- > Load management combined with alarm and timestamping
- > High performance and accuracy - Provides Class 0.2S accuracy per IEC 62053-22 standard.
- > Residual Current Monitoring in PM5660 and PM5760
- > Voltage sag and swell detection with waveform capture in PM5650 and PM5760.
- > Individual Harmonics up-to 63rd (PM5560), 31st (PM53xx) & 15th (PM51xx) THD, TDD.
- > Onboard BACnet/IP, EtherNet/IP, and DNP3.0 protocol support
- > Demand prediction based on sliding, fixed and rolling block, thermal methods.
- > Data logging upto 16 parameters.
- > WAGES Monitoring.
- > Allocate energy costs, perform tenant sub-billing, pinpoint energy savings, optimize equipment efficiency and utilization and perform a basic assessment of the power quality in your electrical network.

Product	Description	Reference	Unit MRP [₹]
PM5760	CI 0.2S, 63rd Harmonic, 1.1 MB, 2DI/2DO, RS-485, Ethernet, WaveForm Capture and Sag/Swell, RCM	METSEPM5760	136550
PM5660	CI 0.2S, 63rd Harmonic, 1.1 MB, 2DI/2DO, RS-485, Ethernet, RCM	METSEPM5660	113985
PM5650	CI 0.2S, 63rd Harmonic, 1.1 MB, 4DI/2DO, RS-485, Ethernet, WaveForm Capture and Sag/Swell	METSEPM5650	119483
PM5580	CI 0.2S, 63rd Harmonic, 1.1 MB, 4DI/2DO, RS-485, Ethernet	METSEPM5580	89760
PM5570	CI 0.2S, 63rd Harmonic, 1.1 MB, 2DI/2AI/2DO, RS-485, Ethernet	METSEPM5570	87827
PM5560	CI 0.2S, 63rd Harmonic, 1.1 MB, 4DI/2-DO, RS-485, Ethernet	30003008D	87110
PM5340	CI 0.5S, 31st Harmonic, 256 kB, 2DI/2DO/2-Relay, Ethernet	30003007D	50952
PM5320	CI 0.5S, 31st Harmonic, 256 kB, 2DI/2DO, Ethernet	30003005D	47490

Please contact Customer care center for Stockable and Non stockable status of references.

NORMAL STOCK ITEMS

W.E.F. February 03<sup>rd</sup>, 2025

### 3. High Accuracy, Compact, Power Meters - for HV/MV/LV Distribution



#### 3.2 Smart Demand Controller - EM7200

EasyLogic™ EM7230 / EM7280 / EM7290 is a smart demand controller for optimizing maximum demand charges in LV or MV circuits.

- > Accuracy Class 0.2\*, 0.5S and Class 1.0 as per IEC 62053 21/22.
- > True RMS measurement 64 samples per cycle.
- > Power quality analysis: THD % measurements and Individual harmonics up to 31st order for voltage and current, per-phase.
- > Demand management: Simultaneous display of peak, present, predicted & rising demands of all the four demand parameters (W, VA, VAR, Amps) configurable for 1 to 30 minutes interval with prediction and spare load.
- > Multi-tariff energy - 4 multi tariff registers, can be activated through RTC.
- > On board 3 Form C mechanical relays for Demand control and management.
- > PF Lock features for advanced Revenue metering.
- > On board Modbus RTU RS-485 communication port.
- > Billing: Tenant billing/utility meter cross check (where local regulations are not applicable).
- > 4 Highs' & 4 Lows' for Instantaneous and Demand parameters with Date & Time stamp.

Product	Description	Reference	Unit MRP [₹]
EM 7290	Demand Controller CI0.2 <sup>(+1)</sup> , RS-485	30002975	71377
EM 7280	Demand Controller CI0.5S, RS-485	30002198	55680
EM 7230	Demand Controller CI1.0, RS-485	30002055	51396

<sup>(+1)</sup>Class 0.2S compliance available in 3ph,4w system

Please contact Customer care center for Stockable and Non stockable status of references.

NORMAL STOCK ITEMS

W.E.F. February 03<sup>rd</sup>, 2025

## 3. High Accuracy, Specialized Solutions- for MV/LV Distribution



### 3.3 EasyLogic™ PM2000 Series

Offering all the measurement capabilities required to monitor and electrical installation in a single 96 x 96 mm unit, with LED or LCD display options.

- > Energy Standard - Class 0.5S /1.0 as per IEC 62053-22 / 21.
- > Easy to install: Mounts using two clips, no tools are required.
- > Easy to operate: Intuitive navigation with self guided menus and test LED at the front panel used for test and calibration of the meter on site or laboratory.
- > Power quality analysis: Offers THD measurements and Individual harmonics up to 15th order in PM2x20 variants and up to 31st in PM2x30 variants.
- > Load management: Simultaneous display of peak, present, predicted & rising demands of all the four demand parameters.
- > Billing: Tenant billing/utility meter cross check.
- > Password: Field configurable password for securing set up information and prevent tampering of integrated values.
- > Cyber security: Option for disabling RS-485 port through front panel keys against unauthorized access. It helps during installation and trouble shooting of communication network.
- > 12am snap shot: The values from summary page will be stored as snap shot and refreshed by next day 12am.
- > Rate counters: 2 configurable counters display values in custom specified units based on energy recorded (e.g., kgCO2 carbon emission or energy cost).

Product	Description	Reference	Unit MRP [₹]
PM2230	CI 0.5S, LCD display, 31st Harmonics, RS-485, 12 AM Snapshot, kgCO2 counters	METSEPM2230D	37494
PM2220	CI 1.0, LCD display, 15th Harmonics, RS-485, 12 AM Snapshot, kgCO2 counters	METSEPM2220D	34493
PM2130	CI 0.5S, LED display, 31st Harmonics <sup>(+1)</sup> , RS-485	METSEPM2130D	35912
PM2K2DIDO <sup>(+2)</sup>	Module with 2-Digital input and Relay outputs for PM2x30 meter	METSEPM2KDGTLIO22D	4075
PM2K1AIAO <sup>(+2)</sup>	Module with 1 each Analog input and output for PM2x30 meter	METSEPM2KANLGIO11D	4832
PM2K2AIAO <sup>(+2)</sup>	Module with 2-Analog inputs and outputs for PM2x30 meter	METSEPM2KANLGIO22D	5886
PM2K2DI2RO <sup>(+2)</sup>	Module with 2-Digital input and Relay outputs for PM2x30 meter	METSEPM2K2DI2ROD	5726

<sup>(+1)</sup>Through communication only

<sup>(+2)</sup>Any one IO module can be used at a time with PM2130 or PM2230 meter. The control power range with IO module shall be 72 to 304 V AC L-N or 90 to 304 V DC.

Please contact Customer care center for Stockable and Non stockable status of references.

NORMAL STOCK ITEMS

W.E.F. February 03<sup>rd</sup>, 2025



Envisioning **Atmanirbhar Bharat**  
by creating world-class products in  
India, for India and the world



EasyLogic™ Series and PowerLogic™ Series

## 4. India's Most Sold Multifunction Meters



Green Premium Eco-Mark

### 4.1 EasyLogic™ EM6400NG+

EM6400NG+, is an enhanced version of EM6400NG and legacy EM6400 meter series with innovative features to meet the needs of energy efficient India.

- > Energy standards: Active energy Class 0.5S/ Class 0.2\* as per IEC 62053-22, Active energy Class 1.0 as per IEC 62053-21. Reactive energy Class 1 as per IEC 62053-24.
- > LED display: Intuitive navigation with self-guided, three buttons, LEDs of height ~14.2 mm (0.55 in), and three lines of concurrent values.
- > Compliant to IEC 61557-12: PMD/[SD]SS]/K55/1 for Class 1 and PMD} SD]SS]/K55/0.5 for Class 0.5S and Class 0.2 (for firmware version 1.3.0 and higher).
- > Power quality analysis: The EM6400NG+ offers THD % measurements and Individual harmonics up to 15th order for voltage and current parameters, per-phase basis.
- > Load management: Peak demands of all the four demand parameters (W, VA, VAR, Amps) with date and time stamp.
- > Communication – Pulse output, RS485.
- > Cybersecurity: Option for disabling RS-485 port through front panel keys against unauthorized access. This feature can also be used for toggling between the RTU devices in case of limited availability of nodes in software system.
- > Suppression current: To disregard induced or negligible current flowing in the circuit, minimum value of current detection can be settable from 5 to 99 mA, default is 5 mA.
- > Green premium: EOL, REACH, PEP, RoHS compliance.

Product	Description	Reference	Unit MRP [₹]
EM6400NG+	CI 0.2, LED display, THD, 15th Harmonics, RS-485	METSEEM6400NGRSC2	34725
EM6400NG+	CI 0.5S, LED display, THD, 15th Harmonics, RS-485	METSEEM6400NGRSC5	24133
EM6400NG+	CI 1.0, LED display, THD, 15th Harmonics, RS-485	METSEEM6400NGRSC1 <input checked="" type="checkbox"/>	19326
EM6400NG+	CI 0.5S, LED display, THD, 15th Harmonics, POP	METSEEM6400NGPOCL5	16770
EM6400NG+	CI 1.0, LED display, THD, 15th Harmonics, POP	METSEEM6400NGPOCL1 <input checked="" type="checkbox"/>	14938

\* Conzerv is now EasyLogic™

Please contact Customer care center for Stockable and Non stockable status of references.

NORMAL STOCK ITEMS

W.E.F. February 03<sup>rd</sup>, 2025





## Introducing new range of **Hexa Series**

### EasyLogic™ PM11XXH Series

- Energy Import and Export
- Conformal coating
- Digital Input Relay Output
- Accuracy Class : Class 1.0 & Class 0.5S for Active Energy



EasyLogic™ Series

## 5. India's Most Trusted, Reliable and Accurate Load Managers



### 5.1 Hexa Series EM64XXH and PM1130H Meters

**Ideal replacement for multiple analog meters for stand-alone metering in custom panels, switch boards, switch-gear, genset panels, motor control centres, power factor improvement panels, and OEM panel board.**

- > Energy standards: Active energy Class 0.5 as per IEC 62053-22, Active energy Class 1.0 as per IEC 62053-21. Reactive energy Class 1 as per IEC 62053-23.
- > Favourite page: The device enables user with the option to select parameters to be set in favourite page on in EM6436H.
- > Power and energy: measurement, display and recording of any one power and corresponding energy parameters simultaneously in EM6433H, EM6436H and EM6438H - W/Wh or VA/ VAh or VAR/ VARh.
- > Compliant to IEC 61557-12: PMD/[SD|SS]/K70/1 for Class 1 and PMD/[SD|SS]/K70/0.5 for Class 0.5S.
- > Analog load bar in LED display type: The colour-coded analog load bar at the front side indicates the percentage of load through 12 LED's with the option to select full scale based on connected load.
- > Protective cover: Tamper-proof terminal screws do not detach from housing.
- > Password: Field configurable password for securing set up information and prevents tampering of integrated values.
- > Cyber security: Option for disabling RS-485 port through front panel keys against unauthorized access.

Product	Description	Reference	Unit MRP [₹]
PM1130H	CI 0.5, LED display, Demand, THD, RS-485, 1 Relay, Dual Source P&E	METSEPM1130HCL05RD	21368
EM6438H	CI 0.5, LED display, RS-485, Dual Source P&E	METSEEM6438HCL05RS	10495
EM6438H	CI 1.0, LED display, RS-485, Dual Source P&E	METSEEM6438HCL10RS <input checked="" type="checkbox"/>	9743
EM6436H	CI 0.5, LED display, RS-485, MFM	METSEEM6436HCL05RS	13747
EM6436H	CI 1.0, LED display, RS-485, MFM	METSEEM6436HCL10RS <input checked="" type="checkbox"/>	11873
EM6436H	CI 1.0, LED display, No Communication, MFM	METSEEM6436HCL10NC	9916
EM6433H	CI 0.5, LED display, RS-485, A + P & E	METSEEM6433HCL05RS	9732
EM6433H	CI 1.0, LED display, RS-485, A + P & E	METSEEM6433HCL10RS <input checked="" type="checkbox"/>	9168
EM6459H	CI 0.5, LED display, RS-485, VAF + PF	METSEEM6459HCL05RS	10339
EM6459H	CI 1.0, LED display, RS-485, VAF + PF	METSEEM6459HCL10RS <input checked="" type="checkbox"/>	9701
EM6459H	CI 1.0, LED display, No Communication, VAF + PF	METSEEM6459HCL10NC	7577

Please contact Customer care center for Stockable and Non stockable status of references.

NORMAL STOCK ITEMS

W.E.F. February 03<sup>rd</sup>, 2025

# 5. India's Most Trusted, Reliable and Accurate Load Managers



## 5.2 Hexa Series LCD Range

Offering all the measurement capabilities required to monitor the electrical installation in 132 \* 32 pixels LCD display.

- > Energy standards: Active energy Class 0.5 as per IEC 62053-22, Active energy Class 1.0 as per IEC 62053-21. Reactive energy Class 2 as per IEC 62053-23.
- > LCD display: Elegant single row, bright back lit graphical LCD display 132 \* 32 pixels, Fast in-line view, three parameters name and value at one glance.
- > Power and energy: measurement, display and recording of three power and corresponding energy parameters simultaneously in PM1225H - W/Wh, VA/ VAh and VAR/ VARh.
- > Communication : RS-485 serial channel connection Industry standard Modbus RTU protocol.
- > IP degree of protection: IP 51 front side, IP 30-meter body, tested as per IEC 60529 - upgrade to IP65 front side with Optional accessory kit METSEIP65OP96X96FF.
- > Password: Field configurable password for securing set up information and prevents tampering of integrated values.
- > Smart line indicators in LCD display meter: Helps check the presence of input supply voltage (healthy phase).
- > Suppression current: To disregard the measurement of induced and panel auxiliary load current in the circuit (settable from 5 to 99 mA).

Product	Description	Reference	Unit MRP [₹]
PM1230H	CI 0.5, LCD display, Demand, THD, RS-485, Dual Source P&E	METSEPM1230HCL5	19705
PM1225H	CI 0.5, LCD display, Restricted MFM, RS-485	METSEPM1225HCL5	27355
PM1225H	CI 1.0, LCD display, Restricted MFM, RS-485	METSEPM1225HCL1	21590
EM1220H	CI 0.5, LCD display, Load Manager, RS-485	METSEEM1220HCL5	14530
EM1220H	CI 1.0, LCD display, Load Manager, RS-485	METSEEM1220HCL1	12659

Please contact Customer care center for Stockable and Non stockable status of references.

NORMAL STOCK ITEMS

W.E.F. February 03<sup>rd</sup>, 2025

## 5. India's Most Trusted, Reliable and Accurate Multifunction Meters



### 5.3 Hexa Series PM112XH Series

Assured quality that you can trust to meet your needs throughout its lifecycle.

- > Energy standards: Active energy Class 0.5 as per IEC 62053-22, Active energy Class 1.0 as per IEC 62053-21. Reactive energy Class 2 as per IEC 62053-23.
- > LED display: Intuitive navigation with self-guided, four buttons, 8 segment alphanumeric LEDs of height ~14.2 mm (0.55 in), and three lines of concurrent values with Kilo & Mega value indicators.
- > Power and energy: measurement, display and recording of three power and corresponding energy parameters simultaneously in PM1125H - W/Wh, VA/ VAh and VAR/ VARh.
- > Communication: RS-485 serial channel connection Industry standard Modbus RTU protocol.
- > PM1120H, measurement and display of any one power parameter at a time - configurable through set-up/ communication. Energy measurement depends on type of power parameter selected during set up (W/Wh or VA/VAh or VAR/VARh).
- > Delivered & Received or Forward & Reverse or Import & Export energy (4 quadrant) - Accumulated or Integrated active (Real - Wh), reactive (VARh), apparent (VAh). 2 quadrant energy measurement in PM1120H.
- > Suppression current: To disregard the measurement of induced and panel auxiliary load current in the circuit (settable from 5 to 99 mA).

Product	Description	Reference	Unit MRP [₹]
PM1120H <sup>(+1)</sup>	CI 1.0, LED display, Demand, THD, RS-485, P & E	METSEPM1120HCL10RD	18819
PM1125H	CI 0.5, LED display, Demand, THD, RS-485, MFM	METSEPM1125HCL05RD	25861
PM1125H	CI 1.0, LED display, Demand, THD, RS-485, MFM	METSEPM1125HCL10RD	20679

<sup>(+1)</sup>Measurement and display of any one power parameter at a time (W/Wh or VA/VAh or VAR/VARh).



### 5.4 Hexa Series PM11XXH Series

The EasyLogic™ PM1000H Series basic power and energy meters with the option of Conformal Coating and DIRO

- > Digital Input Relay Output (DIRO): Ensures compatibility and functionality with DIRO systems.
- > Conformal Coating: Provides protection against environmental factors, enhancing durability.
- > Energy Import and Export: Measures both energy consumption and generation for comprehensive energy management.
- > Sampling Rate: Offers detailed measurement accuracy by sampling 32 times within each cycle.
- > Harmonics: Includes analysis of up to the 15th harmonic for comprehensive power quality assessment.
- > Accuracy Classes:
  - Class 1.0 for active energy as per the test limits given in IEC 62053-21 and IEC 61557-12
  - Class 0.5S for active energy as per the test limits given in IEC 62053-22 and IEC 61557-12
  - Class 2.0 for reactive energy as per the test limits given in IEC 62053-23 and IEC 61557-12

Product	Description	Reference	Unit MRP [₹]
PM1110	PM1110H Power meter Class 0.5 RS485	METSEPM1110HCL05	12494
PM1110	PM1110H Power meter Class 1.0 RS485	METSEPM1110HCL1	11899
PM1125 CC	PM1125HC Power meter Class 0.5 RS485	METSEPM1125HCCL05	15743
PM1125 CC	PM1125HC Power meter Class 1.0 RS485	METSEPM1125HCCL1	14994
PM1140	PM1140H Power meter Class 1.0 RS485	METSEPM1140HCL1	16793
PM1140	PM1140H Power meter Class 0.5 RS485	METSEPM1140HCL5	17633

Please contact Customer care center for Stockable and Non stockable status of references.

NORMAL STOCK ITEMS

W.E.F. February 03<sup>rd</sup>, 2025

Stay on top of it  
with **PowerTag**



Give your business a competitive edge with  
PowerTag wireless energy sensors

With PowerTag Energy, you can add innovation to any project with one simple action. Even in panels where space is at a premium, you can easily tag circuit breakers up to 630 A to help your customers reduce costs and improve efficiency. As a connected product, PowerTag Energy is a key part of ExoStruxure Power – Schneider Electric's IoT-enabled, open and interoperable architecture. And a small-but-impressive solution your customers will appreciate.



[se.com/poweritag](https://se.com/poweritag)

\* Secure it: As part of the Acti 9 communication system, PowerTag monitors loads and identifies load imbalances and overload levels before a trip occurs. PowerTag also alerts you to voltage losses, so you save time recovering your installation in the event of load downtime. An email alert means you can take preventive action thus avoiding potential downtime. © 2020 Schneider Electric. All Rights Reserved. Life Is On Schneider Electric is a trademark and the property of Schneider Electric SE, its subsidiaries and affiliated companies. 998-20959054\_GMA\_630A\_image63A\_PanelBuilder\_print.ad.indd

## 6. PowerTag - World's Smallest Energy Sensor



### 6.1 PowerTag for MCB

#### Monitor Your Energy

- > Real time U, V, I, P, PF.
- > Active energy metering (Class 1 EN 61557-12) partial and total.
- > Load balance overview for 3P.

#### Improve your Maintenance

- > Pre Alarm on overload.
- > Specific "alarms" for U, I, P.
- > Alarm on feeder voltage loss.

Product	Description	Reference	Unit MRP [₹]
PowerTag	PowerTag Energy M63 1P+W	A9MEM1520	11704
PowerTag	PowerTag Energy M63 1P+N Top	A9MEM1521	11704
PowerTag	PowerTag Energy M63 1P+N Bottom	A9MEM1522	11704
PowerTag	PowerTag Energy M63 3P	A9MEM1540	23624
PowerTag	PowerTag Energy M63 3P+N Top	A9MEM1541	23624
PowerTag	PowerTag Energy M63 3P+N Bottom	A9MEM1542	23624
PowerTag	PowerTag Energy F63 1P+N	A9MEM1560	12858
PowerTag	PowerTag Energy F63 3P+N	A9MEM1570	25748
PowerTag	PowerTag Energy F63 - 3P	A9MEM1573	24522
PowerTag	PowerTag Energy Sensor 160A -F160 - 3P/3P+N	A9MEM1580	31666
PowerTag	PowerTag Energy Sensor Rope 200A - R200 - 3P/3P+N	A9MEM1590	59331
PowerTag	PowerTag Energy Sensor Rope 600A - R600 - 3P/3P+N	A9MEM1591	61993
PowerTag	PowerTag Energy Sensor Rope 800A - R1000 - 3P/3P+N	A9MEM1592	66267
PowerTag	PowerTag Energy Sensor Rope 2000A - R2000 - 3P/3P+N	A9MEM1593	69474



### 6.2 PowerTag for MCCB

- > Can also be installed in existing panels, designed to enhance the monitoring of your electrical assets.
- > Simplifies the connectivity of individual breakers to a Building Management System (BMS) along with ease of installation.
- > Visualize in real-time on your Smartphone or PC.

Product	Description	Reference	Unit MRP [₹]
PowerTag	ENERGY SENSOR POWERTAG NSX - M250 3P	LV434020	40597
PowerTag	ENERGY SENSOR POWERTAG NSX - M250 3P+N	LV434021	44495
PowerTag	ENERGY SENSOR POWERTAG NSX - M630 3P	LV434022	70168
PowerTag	ENERGY SENSOR POWERTAG NSX - M630 3P+N	LV434023	76853

Please contact Customer care center for Stockable and Non stockable status of references.

NORMAL STOCK ITEMS

W.E.F. February 03<sup>rd</sup>, 2025

## 6. PowerTag - World's Smallest Energy Sensor (cont.)



### 6.3 Smartlink

- > Compliance to IEC/EN 61131-2.
- > Protection Monitoring – Device Status and alarm notifications.
- > Load Control / Switching through Contactors and Impulse Relays.
- > Energy Monitoring through pulse meters.
- > Alarm over email and analog sensors (temperature / humidity) with Smartlink Ethernet.
- > Plug & Play – Pre fabricated cables and in built web pages.
- > Rated Voltage: 24V DC.

Product	Description	Reference	Unit MRP [₹]
Smartlink	Smartlink Modbus	A9XMSB11	56232
Smartlink	PowerTag Link	A9XMWD20	36536

### 6.4 Communication Auxiliaries

Description	Reference	Unit MRP [₹]
Mounting Kit for Din Rail	A9XMFA04	2300
Prefabricated Cables M	A9XCAM06	8493
Locking Clips for Multiclip 80	A9XMLA02	1002
Connectors 5 Pin	A9XC2412	11699
Prefabricated Cables L	A9XCAL06	9657
Prefabricated Cables S	A9XCAS06	8409
SEMI - Prefabricated Cables U	A9XCAU06	5805

Please contact Customer care center for Stockable and Non stockable status of references.

NORMAL STOCK ITEMS

W.E.F. February 03<sup>rd</sup>, 2025



# Energy metering integration made simple

Acti9 iEM2000 and iEM3000 series  
Intelligent Energy Meters



[se.com/in](https://se.com/in)



## 7. DIN Rail Mount Meters - Accurate, Flexible Power Meters



### 7.1 PowerLogic™ PM3200 Series

Cost-attractive, feature-rich range of DIN rail mounted power meters that offers all the measurement capabilities required to monitor an electrical installation.

- > Energy standards: Active energy Class 0.5S as per IEC 62053-22, Active energy Class 1.0 as per IEC 62053-21. Reactive energy Class 2 as per IEC 62053-23 and IEC 61557-12.
- > Supported monitoring parameters include a full range of 3-phase voltage, current, power, energy, and demand measurements, power factor, frequency and total harmonic distortion.
- > Support four-quadrant metering at 32 samples per cycle.
- > Backlit dot-matrix LCD display, anti-glare and scratch resistant with a minimum of 128 x 96 pixels, capable of displaying four values in one screen simultaneously.
- > Onboard data logging to log energy data and alarms.
- > Supports up to 18 set-point driven alarms.
- > Multi-tariffs meter with up to 4 tariffs and can be controlled by internal real-time clock, digital input or communication.
- > Has Import and Export | Active and Reactive Energy Measurement.
- > Equipped with Anti-tamper security feature to ensure the integrity of the measurements.

Product	Description	Reference	Unit MRP [₹]
PM3255	Power meter + 2 DIDO	METSEPM3255	24997
PM3250	Power meter with RS-485 port	METSEPM3250	24341
PM3210	Power meter with pulse output	METSEPM3210	22780

Please contact Customer care center for Stockable and Non stockable status of references.

NORMAL STOCK ITEMS

W.E.F. February 03<sup>rd</sup>, 2025

## 7. DIN Rail Mount Meters - Accurate, Flexible Power Meters



### 7.2 PowerLogic™ iEM2000 and iEM3000 Series

Cost-attractive, feature-rich, Acti9 energy meters are perfect for helping your customers' installations become more energy efficient.

- > Accuracy class 1.0 and 0.5S (IEC 62053-21/22:2020) for active energy metering.
- > Compliance to regulations EN50470-1/3, IEC 61557-12, IEC 62053-21/22/23: 2020, IEC 62052-31:2015, IEC 62052-11:2020.
- > Bottom-to-bottom, direct connection with ratings: 40 A (iEM2000 models), 63 A (iEM3100 models), 100 A (iEM24x5 models) and 125 A (iEM3300 models).
- > Four-quadrant metering to differentiate energy consumption.
- > Additional parameters (Voltage, Current, PF, Frequency, Power - active, reactive, apparent) to monitor network balance and overload behavior.
- > Save up to four different time slots to manage multiple tariffs (peak/off-peak, workday/weekend).
- > Use the meter as a pulse counter for another meter (WAGES monitoring).
- > kW overload alarm helps prevent utility demand charges.
- > Control tariffs via digital inputs, internal clock, or communication.
- > Antitamper sealing parts prohibit accessibility to all metering connections.
- > Well protected for normal use: IP40 on front face, IP20 inside cabinet.

Product	Description	Reference	Unit MRP [₹]
iEM2435	Power and Energy meter, CI 1, M-Bus, MID, 2 tariffs, 2 pulse outputs, 4 quadrants, LCD display	A9MEM2435	19427
iEM2455	Power and Energy meter, CI 1, RS-485, MID, 2 tariffs, 2 pulse outputs, 4 quadrants, LCD display	A9MEM2455	17988
iEM3110	Energy meter with pulse output	A9MEM3110	17669
iEM3150	Energy meter, RS-485	A9MEM3150	19301
iEM3155	Advanced multi-tariff energy meter, RS-485	A9MEM3155	20448
iEM3165	Advanced multi-tariff energy meter, BACnet MS/TP	A9MEM3165	25619
iEM3200	Basic energy meter	A9MEM3200	15885
iEM3210	Energy meter with pulse output	A9MEM3210	15898
iEM3235	Advanced multi-tariff energy meter, M-Bus	A9MEM3235	30617
iEM3250	Energy meter, RS-485	A9MEM3250	17356
iEM3255	Advanced multi-tariff energy meter, RS-485	A9MEM3255	18508
iEM3265	Advanced multi-tariff energy meter, BACnet MS/TP	A9MEM3265	26404
iEM3300	Basic energy meter	A9MEM3300	17076
iEM3310	Energy meter with pulse output	A9MEM3310	24455
iEM3350	Energy meter, RS-485	A9MEM3350	25921
iEM3355	Advanced multi-tariff energy meter, RS-485	A9MEM3355	26962
iEM3365	Advanced multi-tariff energy meter, BACnet MS/TP	A9MEM3365	30463
iEM3555	Advanced multi-tariff energy meter, RS-485	A9MEM3555	33765

Please contact Customer care center for Stockable and Non stockable status of references.

NORMAL STOCK ITEMS

W.E.F. February 03<sup>rd</sup>, 2025

# IoT for an intelligent power network

## EcoStruxure™ Panel Server



EcoStruxure Panel Server is the next generation of gateway, providing a seamless connection of wired or unwired smart IoT devices to your edge control software or advisor. It is a foundational enabler for Schneider Electric EcoStruxure solutions.

### Electrical safety

Panel Server is an integral part of Schneider Electric's continuous thermal monitoring application, helping reduce risk of electrical fires, increase people and assets protection. Implement the thermal monitoring of your electrical panel by connecting thermal and heat sensors to your Panel Server.

### Power availability

Electrical distribution monitoring and power event analysis help avoid unplanned downtime caused by electrical failure. Panel server collects real-time data and alarms, presenting information through embedded webpages, making it available to edge control software or advisor for electrical system diagnostics. Use embedded webpages for first-level monitoring or monitor from your edge control.

### Optimize energy efficiency

Improve your facility's energy efficiency and reduce energy consumption with energy usage analysis and performance tracking. Panel Server collects and shares energy data to help achieve your energy conservation initiatives. It is certified as part of an energy data management system according to ISO 50001, 50002, 50006.

### Cybersecurity

Guarding your electrical assets and systems against cyberattacks is vital. Panel server is an IEC 62443 compliant device and is central to the IEC 62443-3-3 SL1 certified EcoStruxure Power system. Use Cybersecurity Admin Expert to manage user accounts, define your cybersecurity policy and retrieve security logs.



EcoStruxure Panel Server gives you access to the information you need to protect, maximize and optimize your power system.



Help keep people and assets safer



Maximize power availability



Optimize energy efficiency



Improve cybersecurity

# EcoStruxure™ Panel Server

## IoT for an intelligent power network

### All-in-one gateway

- Separates your OT network from your IT network
- Wireless data concentrator
- Modbus RS485 to Modbus TCP
- Supports multiple Ethernet connections for serving information to edge control software and cloud applications

### Simple commissioning

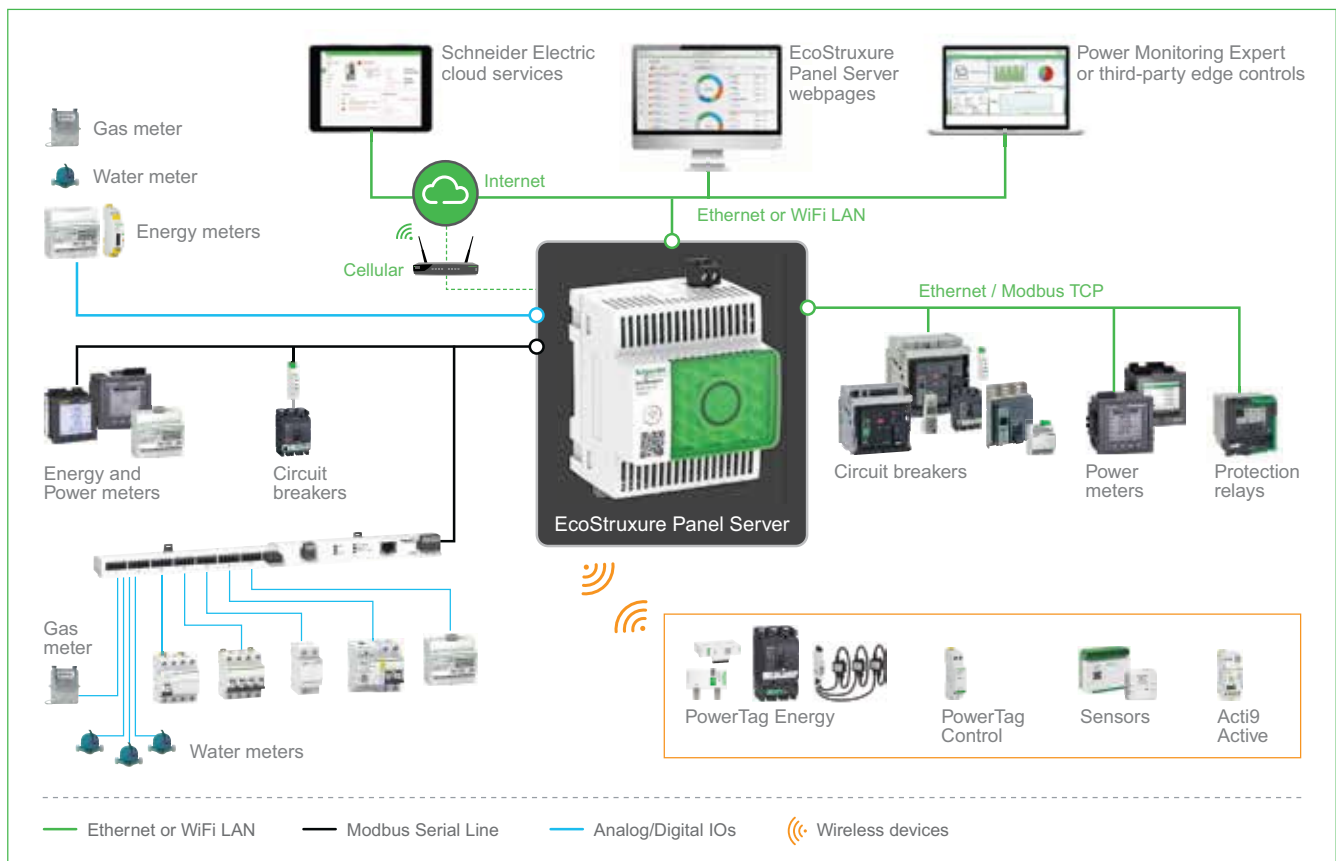
- EcoStruxure Power Commission software
- Device auto discovery
- Generation of acceptance reports to validate gateway configuration
- Commission via Bluetooth® or WiFi

### Intuitive operation

- User-friendly webpages offer first-level monitoring
- Contextualized data and operational insights
- Simple alarm setup for email notification
- Standardized IEC 62974-1 compliant datalogger and energy server



### Architecture overview



Please contact Customer care center for Stockable and Non stockable status of references.

☑️ NORMAL STOCK ITEMS

W.E.F. February 03<sup>rd</sup>, 2025

# 8. Ethernet Communication Gateways

## 8.1 Ethernet Communication Gateway Server / Converters

### Panel Server



- > Retrieve data from wireless & Modbus devices.
- > Connect to edge control systems & cloud applications.
- > Plug & Play easy commissioning.
- > User friendly embedded webpages.
- > Cybersecurity at the core.

Product	Description	Reference	Unit MRP [₹]
Panel Server Universal	Panel Server Universal with 24V DC power supply	PAS600L	45697
	Panel Server Universal with 100-277 V AC/DC power supply	PAS600	45697
Panel Server Entry	Panel Server Entry with 110-277VACDC	PAS400	28231
Panel Server Advanced	Panel Server Advanced with 110-277VACDC	PAS800	84693
	Panel Server Advanced with 24VDC	PAS800L	84693

## Accessories for Power Monitoring NEW

Description	Reference	Unit MRP [₹]
Adaptor Plate 144X144 mm	30000089	132
IP65 protection cover for PM5XXX, PM2XXX, NG+ and Hexa	METSEIP65OP96X96FD	4336

Please contact Customer care center for Stockable and Non stockable status of references.

NORMAL STOCK ITEMS

W.E.F. February 03<sup>rd</sup>, 2025

## 9. LCD Display Energy Meters & VAF+PF Meters



### 9.1 EM1000 / EM1200 Series

#### Power & Energy Meter for electrical load and energy monitoring

- > Accuracy Class 1.0, 0.5.
- > Elegant single row backlit LCD display.
- > Monitors: PF, W/VA/Var.
- > Three parameters, name and value at single glance with direct reading of primary values.
- > Smart line indicators to check the healthy phase of input voltage.
- > Pulse output / RS485 communication port with Modbus RTU protocol.

Product	Description	Reference	Unit MRP [₹]
EM1200	EM1200 CI0.5 RS	30002572	5685
EM1000	EM1000 CI0.5 POP	30002571	4880
EM1200	EM1200 CI1.0 RS	30002565 <input checked="" type="checkbox"/>	4685
EM1000	EM1000 CI1.0 POP	30002568 <input checked="" type="checkbox"/>	3860



### 9.2 DM 6100 Series

#### High durability, sleek LCD display VAF+PF meters

- > Accuracy Class 1.0, 0.5.
- > Elegant single row, backlit LCD display.
- > Monitors: V, A, F, PF.
- > Three parameters, name and value at single glance with direct reading of primary values.
- > Four smart keys for easy navigation.
- > Smart line indicators to check the healthy phase of input voltage.
- > RS485 communication port with Modbus RTU protocol.

Product	Description	Reference	Unit MRP [₹]
DM6300	DM6300 CI0.5 RS	30002570	4707
DM6100	DM6100 CI0.5	30002569	3716
DM6300	DM6300 CI1.0 RS	30002566	4483
DM6100	DM6100 CI1.0	30002567	3539

Please contact Customer care center for Stockable and Non stockable status of references.

NORMAL STOCK ITEMS

W.E.F. February 03<sup>rd</sup>, 2025

## 10. CE compliance - Volt/Amp/ frequency meter



### 10.1 EasyLogic™ DM3000 / DM1000

Digital panel meters for measurement of Volt / Amps / Frequency electrical parameters.

- > Accuracy 0.5 % on full scale for Volt & Amps and 0.2 % for Frequency.
- > CE certification as per IEC 61010-1 Edition 3.
- > Easy to operate: Intuitive navigation with single button for self-guided menus.
- > EMI/EMC tests as per IEC 61326-1.
- > Control power options: Universal range 44 to 275 V L-N AC/DC.
- > Panel key: Single key for programming, navigation or as selector switch.
- > Green premium Ecolabel product.

Product	Description	Reference	Unit MRP [₹]
DM3210	Three phase Voltmeter CI0.5	30002965	3583
DM3110	Three phase Ammeter CI0.5	30002964	3583
DM1210	Single phase Voltmeter CI0.5	30002962	2431
DM1110	Single phase Ammeter CI0.5	30002961	2431
DM1310	Frequency meter CI0.2	30002963	1851

## 11. Just the Basics - Voltage / Ampere / Frequency Meters



### 11.1 Just the Basics - Voltage / Ampere / Frequency Meters

Digital panel meters which can be used in industrial and commercial settings for measurement of Volt / Amps / Frequency electrical parameters

- > Accuracy 0.5 % on full scale for Volt & Amps and 0.2 % for Frequency.
- > Easy to operate: Intuitive navigation with single button for self-guided menus.
- > Panel key: Single key for programming, navigation or as selector switch.
- > LED display: 7 segment numeric LEDs of height ~14.2 mm (0.55 in) with 4 digits display in one row with kilo value indicator.
- > Bright LED indicators - Kilo & Phase indications for measured value.
- > Compact meter with 43.5 mm depth behind the panel.

Product	Description	Reference	Unit MRP [₹]
DM3210	Three phase Voltmeter CI0.5	30002462 <input checked="" type="checkbox"/>	2919
DM3110	Three phase Ammeter CI0.5	30002461 <input checked="" type="checkbox"/>	2919
DM3210	Three phase Voltmeter CI1.0	30002386 <input checked="" type="checkbox"/>	2334
DM3110	Three phase Ammeter CI1.0	30002385 <input checked="" type="checkbox"/>	2334
DM1210	Single phase Voltmeter CI0.5	30002460 <input checked="" type="checkbox"/>	1977
DM1110	Single phase Ammeter CI0.5	30002459 <input checked="" type="checkbox"/>	1977
DM1210	Single phase Voltmeter CI1.0	30002366 <input checked="" type="checkbox"/>	1468
DM1110	Single phase Ammeter CI1.0	30002365 <input checked="" type="checkbox"/>	1468
DM1310	Single phase Frequency CI0.2	30002367 <input checked="" type="checkbox"/>	1468

\* Conzerv is now EasyLogic™

Please contact Customer care center for Stockable and Non stockable status of references.

NORMAL STOCK ITEMS

W.E.F. February 03<sup>rd</sup>, 2025



# Purpose-built to keep your power reliable and efficient

## EcoStruxure™ Power Monitoring Expert




EcoStruxure Power Monitoring Expert drives performance with the next generation in power and energy management.

Power is critical to your operations. Disruptions impact productivity and safety. Wasted energy and equipment failures affect your bottom line. Grid systems are also becoming more dynamic and regulations more challenging. You need a way to reveal hidden risk and new opportunities.

Award-winning EcoStruxure™ Power Monitoring Expert (PME) simplifies management of complex power systems. It brings unique new capabilities that protect people and assets, keeps operations running and saves time and money. As a key element in an EcoStruxure Power solution, PME takes full advantage of IoT connectivity and distributed intelligence to help maximize your uptime and operational efficiency:

- Smart events and alarm clustering for intuitive filtering, searching and categorization of events and alarms
- Graphical timelines easily analyze event and alarm sequence, location and potential impact
- Advanced energy visualization – analysis tools calculate, model, forecast and track energy performance indicators (EnPIs)
- Compliant with IEC62443 cybersecurity standards, for even the most demanding IT environments



Help keep people and assets safer



Optimize business reliability and continuity



Maximize operational lifecycle efficiency



Simplify compliance





# The power of a SCADA uniquely designed for critical power management

## EcoStruxure™ Power Operation

No matter the size or complexity of your electrical system, you need reliable power 24/7. Every second of downtime in a power-critical facility means business interruption and financial loss, unsafe conditions and damaged reputations. Your team requires the ability to react and correct issues immediately for every potential risk.

EcoStruxure Power Operation is a SCADA system uniquely designed to help large electrical distribution applications in facilities like data centers, industrials, airports and electro-intensive operations maximize uptime, unite medium and low voltage networks and integrate mechanical monitoring.

### Power availability

Reduce downtime caused by electrical outages for optimum continuity and reliability. Using machine-learning algorithms and automation, Power Operation improves situational awareness to speed analysis and reduces the time required for your operators and engineers to discover root causes.

### Energy efficiency

Power Operation helps you set energy targets, track consumption and monitor performance. Create overall efficiencies to avoid peak penalties, identify bill errors and allocate energy costs. Real-time management and KPI reporting improve your operational efficiency.

### Cybersecurity

Stay connected while protecting people, electrical assets and valuable, sensitive information. Power Operation's third-party cybersecurity certifications provide peace of mind to give you operational confidence and helping you avoid malicious threats and safety hazards.



SCADA system for real-time situational awareness and cyber-resilient solutions



Maximize power reliability and uptime



Boost operational efficiency



Improve confidence in operations and security



## Discover How You Can Save Approximately 150kg CO<sub>2</sub> Per kVA With Smart Power Factor Correction

### Premium low voltage power factor correction capacitors

With 30% size optimization and 120k lifetime hours, ensure easy installation and easy maintenance. Equip yourself with easy quality assurance with 60% more continuous current-carrying capacity while also **enabling easy savings with our 100% commitment to testing and easy combinations with 30% energy wastage reduction.**

Now, ensure reliability and safety in **Buildings, Industries, Residential buildings, OEMs, and Energy Infrastructures.**



EasyLogic™ PFC+ **New**

[se.com/in](https://se.com/in)

# Power Factor Correction Products



## Capacitor for Heavy Duty application in Easy Range

- **Rated Voltage:** 480 and 525, 50/60Hz
- **Standard compliances:** IEC 60831 part 1 & 2, IS13340 Part 1-2, BIS certification, ASTA certified
- **Green Premium:** Compliant
- **Reliability:** Specially designed di-electric with Soft resin as coolant, the combination provides it extra reliability and extended working hours
- **Size Optimization:** This optimized design and compact size helps to save the panel space while its lower weight contributes to user experience during installation

## EasyLogic™ PFC+ Capacitor

Description	kVAr Rating	Minimum Ordering Quantity (No.)	Reference	Unit MRP [₹]
<b>EasyLogic™ PFC+</b>				
MPP-EasyLogic™ H Duty Can 3Ph 50Hz 480V	6.7		MEHVCPDY067A48	7759
MPP-EasyLogic™ H Duty Can 3Ph 50Hz 480V	11.3		MEHVCPDY113A48	7877
MPP-EasyLogic™ H Duty Can 3Ph 50Hz 480V	12.5		MEHVCPDY125A48	7937
MPP-EasyLogic™ H Duty Can 3Ph 50Hz 480V	14.4		MEHVCPDY144A48	8268
MPP-EasyLogic™ H Duty Can 3Ph 50Hz 480V	15.5		MEHVCPDY155A48	8897
MPP-EasyLogic™ H Duty Can 3Ph 50Hz 480V	17		MEHVCPDY170A48	9763
MPP-EasyLogic™ H Duty Can 3Ph 50Hz 480V	22.4		MEHVCPDY224A48	12861
MPP-EasyLogic™ H Duty Can 3Ph 50Hz 480V	25		MEHVCPDY250A48	14355
MPP-EasyLogic™ H Duty Can 3Ph 50Hz 480V	28.1		MEHVCPDY281A48	16042
MPP-EasyLogic™ H Duty Can 3Ph 50Hz 480V	31.5		MEHVCPDY315A48	18071
MPP-EasyLogic™ H Duty Can 3Ph 50Hz 525V	12.5		MEHVCPDY125A52	7173
MPP-EasyLogic™ H Duty Can 3Ph 50Hz 525V	15.4		MEHVCPDY154A52	8836
MPP-EasyLogic™ H Duty Can 3Ph 50Hz 525V	20.6		MEHVCPDY206A52	11821
MPP-EasyLogic™ H Duty Can 3Ph 50Hz 525V	25		MEHVCPDY250A52	14287
MPP-EasyLogic™ H Duty Can 3Ph 50Hz 525V	27.5		MEHVCPDY275A52	15787
MPP-EasyLogic™ H Duty Can 3Ph 50Hz 525V	30.6		MEHVCPDY306A52	17566
MPP-EasyLogic™ H Duty Can 3Ph 50Hz 525V	33.1		MEHVCPDY331A52	18985

Please contact Customer care center for Stockable and Non stockable status of references.

NORMAL STOCK ITEMS

W.E.F. February 03<sup>rd</sup>, 2025



# VarPlus Box Xtreme

## Built to perform in Xtreme conditions

- Designed for 60°C, offers upto 60% more life than products designed at 55°C
- Tested to perform upto 150,000 hrs life in standard operating conditions
- Xtreme inrush withstand of upto 350 x In
- Designed to work in Xtreme environments



[se.com/in](https://se.com/in)

# Power Factor Correction Products



## VarPlus Can

- **Performance:** High performance and flexibility
- **Offer configuration:** Available in three configurations as FastOn, Clampbite and Stud Offer
- **Product range:** 1-50 kvar from 440V-525V
- **Product compliance:** IEC 60831 Part 1-2014 and 2 -2014 compliant, **BIS Certified**, CE, CQC, UL, ASTA, Rohs and Green Premium
- **Type tested:** From LCIE France and ASTA Intertek
- **Temperature class:** Class D (+55°C for VarPlus Can)
- **Reliability:** Self healing, unique 3-phase disconnection mechanism with pressure sensitive disconnection (PSD)
- **Safety:** Tamper-proof discharge resistor, IP20 for FastOn and Clampbite offer
- **Robust design:** Al Can for casing, hermetically sealed, resin as coolant - better than gas
- **Enhanced life:** 130K hours with better current handling capacity due to wave cut films with slope metalization

## Can (Cylindrical) Type 440V Capacitors

Description	kVar Rating	Minimum Ordering Quantity (No.)	Reference	Unit MRP [₹]
<b>EasyCan (S Duty) 440V Range</b>				
MPP - Standard Duty Can 3Ph 2kVAr 440V 50Hz	2	3	MEHVCS DY020A44 <input checked="" type="checkbox"/>	1169
MPP - Standard Duty Can 3Ph 3kVAr 440V 50Hz	3	3	MEHVCS DY030A44 <input checked="" type="checkbox"/>	1755
MPP - Standard Duty Can 3Ph 4kVAr 440V 50Hz	4	3	MEHVCS DY040A44 <input checked="" type="checkbox"/>	2340
MPP - Standard Duty Can 3Ph 5kVAr 440V 50Hz	5	3	MEHVCS DY050A44 <input checked="" type="checkbox"/>	2395
MPP - Standard Duty Can 3Ph 7.5kVAr 440V 50Hz	7.5	3	MEHVCS DY075A44 <input checked="" type="checkbox"/>	3351
MPP - Standard Duty Can 3Ph 10kVAr 440V 50Hz	10	1	MEHVCS DY100A44 <input checked="" type="checkbox"/>	3916
MPP - Standard Duty Can 3Ph 15kVAr 440V 50Hz	15	1	MEHVCS DY150A44 <input checked="" type="checkbox"/>	5866
MPP - Standard Duty Can 3Ph 20kVAr 440V 50Hz	20	1	MEHVCS DY200A44 <input checked="" type="checkbox"/>	7823
MPP - Standard Duty Can 3Ph 25kVAr 440V 50Hz	25	1	MEHVCS DY250A44 <input checked="" type="checkbox"/>	9781
<b>VarPlus Can (H Duty) 440V Range</b>				
MPP - Heavy Duty Can 3Ph 1kVAr 440V 50Hz	1	3	MEHVCHDY010A44 <input checked="" type="checkbox"/>	1046
MPP - Heavy Duty Can 3Ph 2kVAr 440V 50Hz	2	3	MEHVCHDY020A44 <input checked="" type="checkbox"/>	1640
MPP - Heavy Duty Can 3Ph 3kVAr 440V 50Hz	3	3	MEHVCHDY030A44 <input checked="" type="checkbox"/>	2463
MPP - Heavy Duty Can 3Ph 4kVAr 440V 50Hz	4	3	MEHVCHDY040A44 <input checked="" type="checkbox"/>	3280
MPP - Heavy Duty Can 3Ph 5kVAr 440V 50Hz	5	3	MEHVCHDY050A44 <input checked="" type="checkbox"/>	3406
MPP - Heavy Duty Can 3Ph 7.5kVAr 440V 50Hz	7.5	3	MEHVCHDY075A44 <input checked="" type="checkbox"/>	4992
MPP - Heavy Duty Can 3Ph 10kVAr 440V 50Hz	10	1	MEHVCHDY100A44 <input checked="" type="checkbox"/>	6213
MPP - Heavy Duty Can 3Ph 12.5kVAr 440V 50Hz	12.5	1	MEHVCHDY125A44 <input checked="" type="checkbox"/>	7803
MPP - Heavy Duty Can 3Ph 15kVAr 440V 50Hz	15	1	MEHVCHDY150A44 <input checked="" type="checkbox"/>	9316
MPP - Heavy Duty Can 3Ph 20kVAr 440V 50Hz	20	1	MEHVCHDY200A44 <input checked="" type="checkbox"/>	12425
MPP - Heavy Duty Can 3Ph 25kVAr 440V 50Hz	25	1	MEHVCHDY250A44 <input checked="" type="checkbox"/>	15529
MPP - Heavy Duty Can 3Ph 30kVAr 440V 50Hz	30	1	MEHVCHDY300A44 <input checked="" type="checkbox"/>	18722
MPP - Heavy Duty Can 3Ph 40kVAr 440V 50Hz(Single unit with IP00)	40	1	MEHVCHDY400A44 <input checked="" type="checkbox"/>	24319
MPP - Heavy Duty Can 3Ph 50kVAr 440V 50Hz(Single unit with IP00)	50	1	MEHVCHDY500A44 <input checked="" type="checkbox"/>	30258
<b>VarPlus Can (GH Duty) 440V Range</b>				
MPP - Standard Duty Can 3Ph 1kVAr 440V 50Hz	5	3	MEHVCGSF050A44	3447
MPP - Standard Duty Can 3Ph 2kVAr 440V 50Hz	7.5	3	MEHVCGSF075A44	5167
MPP - Standard Duty Can 3Ph 3kVAr 440V 50Hz	10	3	MEHVCGSF100A44	6372
MPP - Standard Duty Can 3Ph 4kVAr 440V 50Hz	12.5	3	MEHVCGSF125A44	7962
MPP - Standard Duty Can 3Ph 5kVAr 440V 50Hz	15	3	MEHVCGSF150A44	9550
MPP - Standard Duty Can 3Ph 7.5kVAr 440V 50Hz	20	3	MEHVCGSF200A44	12724
MPP - Standard Duty Can 3Ph 10kVAr 440V 50Hz	25	1	MEHVCGSF250A44	15921
MPP - Standard Duty Can 3Ph 20kVAr 440V 50Hz	50	1	MEHVCGSF500A44	30897

Please contact Customer care center for Stockable and Non stockable status of references.

NORMAL STOCK ITEMS

W.E.F. February 03<sup>rd</sup>, 2025

# Power Factor Correction Products



## VarPlus Box

- **Performance:** High performance and flexibility
- **Product range:** 5-50 kvar from 440V-525V
- **Product compliance:** IEC 60831 Part 1-2014 and 2 -2014 compliant, **BIS Certified**, CE, CQC, UL, ASTA, Rohs and Green Premium
- **Type tested:** From LCIE France and ASTA Intertek
- **Temperature class:** +50°C for VarPlus Box APP, Class D (60°C for VarPlus Xtreme Box, 70°C for MD-XL)
- **Reliability:** Self healing, unique 3-phase disconnection mechanism with pressure sensitive disconnection (PSD)
- **Robust design:** Steel enclosure, resin as coolant - better than gas
- **Enhanced life:** 150K hours with better current handling capacity due to wave cut films with slope metalization

## Box (Square) Type 440V Capacitors

Description	kVAr Rating	Minimum Ordering Quantity (No.)	Reference	Unit MRP [₹]
<b>VarPlus Box Xtreme H Duty 440V Range</b>				
MPP - Xtreme Heavy Duty Box 3Ph 5kVAr 440V 50Hz	5	1	MEHVBHDY050A44 <input checked="" type="checkbox"/>	4395
MPP - Xtreme Heavy Duty Box 3Ph 7.5kVAr 440V 50Hz	7.5	1	MEHVBHDY075A44	6587
MPP - Xtreme Heavy Duty Box 3Ph 10kVAr 440V 50Hz	10	1	MEHVBHDY100A44 <input checked="" type="checkbox"/>	7537
MPP - Xtreme Heavy Duty Box 3Ph 15kVAr 440V 50Hz	15	1	MEHVBHDY150A44 <input checked="" type="checkbox"/>	11270
MPP - Xtreme Heavy Duty Box 3Ph 20kVAr 440V 50Hz	20	1	MEHVBHDY200A44 <input checked="" type="checkbox"/>	15095
MPP - Xtreme Heavy Duty Box 3Ph 25kVAr 440V 50Hz	25	1	MEHVBHDY250A44	18871
<b>VarPlus Box APP 440V Range</b>				
APP - Box 3Ph 5kVAr 440V 50Hz	5	1	MEHVBAPP050A44	6098
APP - Box 3Ph 10kVAr 440V 50Hz	10	1	MEHVBAPP100A44	10701
APP - Box 3Ph 15kVAr 440V 50Hz	15	1	MEHVBAPP150A44	16057
APP - Box 3Ph 20kVAr 440V 50Hz	20	1	MEHVBAPP200A44	21409
APP - Box 3Ph 25kVAr 440V 50Hz	25	1	MEHVBAPP250A44	26763
APP - Box 3Ph 30kVAr 440V 50Hz	30	1	MEHVBAPP300A44	32171

Please contact Customer care center for Stockable and Non stockable status of references.

NORMAL STOCK ITEMS

W.E.F. February 03<sup>rd</sup>, 2025

# Power Factor Correction Products



## Detuned Filter Application Capacitors

Description	kVAR Rating	Minimum Ordering Quantity (No.)	Reference	Unit MRP [₹]
<b>*Capacitors for 7%/5.7% , 440V Detuned Filter Application</b>				
<b>VarPlus Can (H Duty) 480V Range</b>				
MPP - Heavy Duty Can 3Ph 5.6kVAR 480V 50Hz	5.6	1	MEHVCHDY056A48 <input checked="" type="checkbox"/>	3725
MPP - Heavy Duty Can 3Ph 11.3kVAR 480V 50Hz	11.3	1	MEHVCHDY113A48 <input checked="" type="checkbox"/>	7044
MPP - Heavy Duty Can 3Ph 12.5kVAR 480V 50Hz	12.5	1	MEHVCHDY125A48	7794
MPP - Heavy Duty Can 3Ph 14.4kVAR 480V 50Hz	14.4	1	MEHVCHDY144A48	8986
MPP - Heavy Duty Can 3Ph 15.5kVAR 480V 50Hz	15.5	1	MEHVCHDY155A48	9671
MPP - Heavy Duty Can 3Ph 17kVAR 480V 50Hz	17	1	MEHVCHDY170A48 <input checked="" type="checkbox"/>	10611
MPP - Heavy Duty Can 3Ph 22.4kVAR 480V 50Hz	22.4	1	MEHVCHDY224A48 <input checked="" type="checkbox"/>	13979
MPP - Heavy Duty Can 3Ph 25kVAR 480V 50Hz	25	1	MEHVCHDY250A48 <input checked="" type="checkbox"/>	15604
MPP - Heavy Duty Can 3Ph 28.1kVAR 480V 50Hz	28.1	1	MEHVCHDY281A48 <input checked="" type="checkbox"/>	17437
MPP - Heavy Duty Can 3Ph 31.5kVAR 480V 50Hz	31.5	1	MEHVCHDY315A48 <input checked="" type="checkbox"/>	19642
<b>VarPlus Can (GH Duty) 480V Range</b>				
MPP - GasHeavy Duty Can 3Ph 11.3kVAR 480V 50Hz	11.3	1	MEHVCGSF113A48 <input checked="" type="checkbox"/>	7193
MPP - GasHeavy Duty Can 3Ph 22.4kVAR 480V 50Hz	22.4	1	MEHVCGSF224A48 <input checked="" type="checkbox"/>	14257
MPP - GasHeavy Duty Can 3Ph 25kVAR 480V 50Hz	25	1	MEHVCGSF250A48 <input checked="" type="checkbox"/>	15912
MPP - GasHeavy Duty Can 3Ph 28.1kVAR 480V 50Hz	28.1	1	MEHVCGSF281A48 <input checked="" type="checkbox"/>	17952
MPP - GasHeavy Duty Can 3Ph 31.5kVAR 480V 50Hz	31.5	1	MEHVCGSF315A48 <input checked="" type="checkbox"/>	20125
<b>VarPlus Box Xtreme H Duty 480V Range</b>				
MPP - Xtreme Heavy Duty Box 3Ph 25kVAR 480V 50Hz	25	1	MEHVBHDY250A48 <input checked="" type="checkbox"/>	18708
MPP - Xtreme Heavy Duty Box 3Ph 28.1kVAR 480V 50Hz	28.1	1	MEHVBHDY281A48 <input checked="" type="checkbox"/>	21126
MPP - Xtreme Heavy Duty Box 3Ph 31.5kVAR 480V 50Hz	31.5	1	MEHVBHDY315A48	23564

Please contact Customer care center for Stockable and Non stockable status of references.

NORMAL STOCK ITEMS

W.E.F. February 03<sup>rd</sup>, 2025

# Power Factor Correction Products



## Detuned Filter Application Capacitors

Description	kVAr Rating	Minimum Ordering Quantity (No.)	Reference	Unit MRP [₹]
<b>VarPlus Box APP 480V Range</b>				
APP - Box 3Ph 11.3kVAr 480V 50Hz	11.3	1	MEHVBAPP113A48 <input checked="" type="checkbox"/>	12113
APP - Box 3Ph 14.4kVAr 480V 50Hz	14.4	1	MEHVBAPP144A48	15436
APP - Box 3Ph 22.4kVAr 480V 50Hz	22.4	1	MEHVBAPP224A48 <input checked="" type="checkbox"/>	24041
APP - Box 3Ph 25kVAr 480V 50Hz	25	1	MEHVBAPP250A48	26767
APP - Box 3Ph 28.1kVAr 480V 50Hz	28.1	1	MEHVBAPP281A48 <input checked="" type="checkbox"/>	30083
APP - Box 3Ph 31.5kVAr 480V 50Hz	31.5	1	MEHVBAPP315A48	33726
<b>*Capacitors for 7%/ 5.7%/ 14%, 440V Filter Application</b>				
<b>VarPlus Can (H Duty) 525V Range</b>				
MPP - Heavy Duty Can 3Ph 6.9kVAr 525V 50Hz	6.9	1	MEHVCHDY069A52 <input checked="" type="checkbox"/>	4595
MPP - Heavy Duty Can 3Ph 12.5kVAr 525V 50Hz	12.5	1	MEHVCHDY125A52 <input checked="" type="checkbox"/>	7798
MPP - Heavy Duty Can 3Ph 13.8kVAr 525V 50Hz	13.8	1	MEHVCHDY138A52 <input checked="" type="checkbox"/>	8610
MPP - Heavy Duty Can 3Ph 15.4kVAr 525V 50Hz	15.4	1	MEHVCHDY154A52 <input checked="" type="checkbox"/>	9605
MPP - Heavy Duty Can 3Ph 20.6kVAr 525V 50Hz	20.6	1	MEHVCHDY206A52 <input checked="" type="checkbox"/>	12849
MPP - Heavy Duty Can 3Ph 25kVAr 525V 50Hz	25	1	MEHVCHDY250A52 <input checked="" type="checkbox"/>	15529
MPP - Heavy Duty Can 3Ph 27.5kVAr 525V 50Hz	27.5	1	MEHVCHDY275A52	17161
MPP - Heavy Duty Can 3Ph 30.6kVAr 525V 50Hz	30.6	1	MEHVCHDY306A52 <input checked="" type="checkbox"/>	19093
MPP - Heavy Duty Can 3Ph 33.1kVAr 525V 50Hz	33.1	1	MEHVCHDY331A52 <input checked="" type="checkbox"/>	20635
MPP - Heavy Duty Can 3Ph 37.7kVAr 525V 50Hz	37.7	1	MEHVCHDY377A52 <input checked="" type="checkbox"/>	23500
<b>VarPlus Can (GH Duty) 525V Range</b>				
MPP - GasHeavy Duty Can 3Ph 12.5kVAr 525V 50Hz	12.5	1	MEHVCGSF125A52	7983
MPP - GasHeavy Duty Can 3Ph 25kVAr 525V 50Hz	25	1	MEHVCGSF250A52	15967
MPP - GasHeavy Duty Can 3Ph 30.6kVAr 525V 50Hz	30.6	1	MEHVCGSF306A52 <input checked="" type="checkbox"/>	19557
MPP - GasHeavy Duty Can 3Ph 33.1kVAr 525V 50Hz	33.1	1	MEHVCGSF331A52	21157
MPP - GasHeavy Duty Can 3Ph 37.7kVAr 525V 50Hz	37.7	1	MEHVCGSF377A52	24047

Please contact Customer care center for Stockable and Non stockable status of references.

NORMAL STOCK ITEMS

W.E.F. February 03<sup>rd</sup>, 2025



# Power Factor Correction Products



## Detuned Filter Application Capacitors

Description	kVAr Rating	Minimum Ordering Quantity (No.)	Reference	Unit MRP [₹]
<b>VarPlus Box Xtreme H Duty 525V Range</b>				
MPP - Xtreme Heavy Duty Box 3Ph 25kVAr 525V 50Hz	25	1	MEHVBHDY250A52	18778
MPP - Xtreme Heavy Duty Box 3Ph 33.1kVAr 525V 50Hz	33.1	1	MEHVBHDY331A52	24974
<b>VarPlus Box APP 525V Range</b>				
APP - Box 3Ph 13.8kVAr 525V 50Hz	13.8	1	MEHVBAPP138A52	14768
APP - Box 3Ph 20.6kVAr 525V 50Hz	20.6	1	MEHVBAPP206A52	22056
APP - Box 3Ph 25kVAr 525V 50Hz	25	1	MEHVBAPP250A52	26770
APP - Box 3Ph 27.5kVAr 525V 50H	27.5	1	MEHVBAPP275A52	29446
APP - Box 3Ph 30.6kVAr 525V 50Hz	30.6	1	MEHVBAPP306A52	32779
APP - Box 3Ph 33.1kVAr 525V 50Hz	33.1	1	MEHVBAPP331A52	35438
APP - Box 3Ph 37.7kVAr 525V 50Hz	37.7	1	MEHVBAPP377A52	40383

Please contact Customer care center for Stockable and Non stockable status of references.

NORMAL STOCK ITEMS

W.E.F. February 03<sup>rd</sup>, 2025



# VarPlus MAX Detuned Reactors

MAXimize Efficiency  
MAXimize Savings



# PFC - Detuned Reactors



## VarPlus Max Detuned Reactor

- **Performance:** Designed to operate at a stringent harmonic spectrum as per IEEE 519
- **Offer configuration:** 6.5 - 100 kvar, 440V
- **Product range:** Single footprint from 6.5 - 100 kvar
- **Product compliance:** Compliant to IEC 60076-6
- **Type tested:** Certified by CPRI
- **Temperature class:** Class H for insulation  $\leq 180^{\circ}\text{C}$
- **Reliability:** Conductor design, designed as per maximum permissible current ( $I_{mp}$ )
- **Safety:** Built-in thermal protection

## Detuned Reactor 440V Range

Description	kVAr Rating	Minimum Ordering Quantity (No.)	Reference	Unit MRP [₹]
<b>VarPlus MAX Detuned Reactor 5.7%, 440V Range</b>				
VarPlus MAX AL Detuned reactor 25 kVAr 440V 5.7 % 50Hz	25	1	LVR05250A44LO	36179
VarPlus MAX AL Detuned reactor 50 kVAr 440V 5.7 % 50Hz	50	1	LVR05500A44LO	54131
VarPlus MAX AL Detuned reactor 100 kVAr 440V 5.7 % 50Hz	100	1	LVR05X00A44LO	108225
<b>VarPlus MAX Detuned Reactor 7%, 440V Range</b>				
VarPlus MAX AL Detuned reactor 5 kVAr 440V 7% 50Hz	5	1	LVR07050A44LO <input checked="" type="checkbox"/>	15727
VarPlus MAX AL Detuned reactor 10 kVAr 440V 7% 50Hz	10	1	LVR07100A44LO <input checked="" type="checkbox"/>	22728
VarPlus MAX AL Detuned reactor 12.5 kVAr 440V 7% 50Hz	12.5	1	LVR07125A44LO <input checked="" type="checkbox"/>	25990
VarPlus MAX AL Detuned reactor 15 kVAr 440V 7% 50Hz	15	1	LVR07150A44LO <input checked="" type="checkbox"/>	27558
VarPlus MAX AL Detuned reactor 20 kVAr 440V 7% 50Hz	20	1	LVR07200A44LO <input checked="" type="checkbox"/>	29252
VarPlus MAX AL Detuned reactor 25 kVAr 440V 7% 50Hz	25	1	LVR07250A44LO <input checked="" type="checkbox"/>	29262
VarPlus MAX AL Detuned reactor 50 kVAr 440V 7% 50Hz	50	1	LVR07500A44LO <input checked="" type="checkbox"/>	45189
VarPlus MAX AL Detuned reactor 75 kVAr 440V 7% 50Hz	75	1	LVR07750A44LO <input checked="" type="checkbox"/>	70481
VarPlus MAX AL Detuned reactor 100 kVAr 440V 7% 50Hz	100	1	LVR07X00A44LO <input checked="" type="checkbox"/>	91293
<b>VarPlus MAX Detuned Reactor 14%, 440V Range</b>				
VarPlus MAX AL Detuned reactor 10 kVAr 440V 14 % 50Hz	10	1	LVR14100A44LO	24418
VarPlus MAX AL Detuned reactor 25 kVAr 440V 14 % 50Hz	25	1	LVR14250A44LO <input checked="" type="checkbox"/>	44748
VarPlus MAX AL Detuned reactor 50 kVAr 440V 14 % 50Hz	50	1	LVR14500A44LO <input checked="" type="checkbox"/>	74637
VarPlus MAX AL Detuned reactor 100 kVAr 440V 14 % 50Hz	100	1	LVR14X00A44LO	154348

Please contact Customer care center for Stockable and Non stockable status of references.

NORMAL STOCK ITEMS

W.E.F. February 03<sup>rd</sup>, 2025



# Introducing VarPlus MAX Copper Wound Reactors



# Copper Wound Detuned Reactor



## VarPlus Max Copper Detuned Reactors

- **MAXimize your selection**
  - Wide range available in Copper windings.
- **MAXimize your OPEX optimization**
  - Up to 30% lower losses to reduce your OPEX
- **MAXimize your thermal efficiency**
  - Up to 20% lower working temperatures
- **MAXimize your operational efficiency**
  - Design current up to 1.3 x Rated Current
  - Saturation current limit up to 2.0 x Rated Current
  - Designed for Harsh environments (Maximum voltage harmonic limit up to 9%)

## Copper Wound Detuned Reactor 440V Range

Description	kVAr Rating	Minimum Ordering Quantity (No.)	Reference	Unit MRP [₹]
<b>Varplus Copper Detuned Reactor 7%, 440V Range</b>				
Detuned Reactor CU 5kVAr 440V 7% 50Hz	5	1	LVR07050A44CU	19157
Detuned Reactor CU 10kVAr 440V 7% 50Hz	10	1	LVR07100A44CU	31299
Detuned Reactor CU 12.5kVAr 440V 7% 50Hz	12.5	1	LVR07125A44CU	33285
Detuned Reactor CU 15kVAr 440V 7% 50Hz	15	1	LVR07150A44CU	37949
Detuned Reactor CU 20kVAr 440V 7% 50Hz	20	1	LVR07200A44CU	40282
Detuned Reactor CU 25kVAr 440V 7% 50Hz	25	1	LVR07250A44CU	46438
Detuned Reactor CU 50kVAr 440V 7% 50Hz	50	1	LVR07500A44CU	78980
Detuned Reactor CU 100kVAr 440V 7% 50Hz	100	1	LVR07X00A44CU	145052
<b>Varplus Copper Detuned Reactor 14%, 440V Range</b>				
Detuned Reactor CU 10kVAr 440V 14% 50Hz	10	1	LVR14100A44CU	38234
Detuned Reactor CU 25kVAr 440V 14% 50Hz	25	1	LVR14250A44CU	74377
Detuned Reactor CU 50kVAr 440V 14% 50Hz	50	1	LVR14500A44CU	124061

Please contact Customer care center for Stockable and Non stockable status of references.

NORMAL STOCK ITEMS

W.E.F. February 03<sup>rd</sup>, 2025

# VarPlus Logic APFC relay



- Automatic Initialization & sequence detection
- Measurement of Step kVAr & THDv up to 19th
- RS485 port as default feature
- 4 Quadrant measurement
- Dual Cos phi settings for two source operation

# Power Factor Correction Products



## APFC Relays

Description	No. of Step	Minimum Ordering Quantity (No.)	Reference	Unit MRP [₹]
<b>Varlogic APFC Relays - Classic Range</b>				
RT6, 6 step, 440V, 5A	6	1	51207	22860
RT8, 8 step, 440V, 5A	8	1	51209	29630
RT12, 12 step, 440V, 5A	12	1	51213	34376
<b>VarPlus Logic APFC Relays - Advanced Range</b>				
VPL06, 6 step LCD Display , 90V - 550V 50/60Hz 1A/5A <b>with RS485</b>	6	1	VPL06N <input checked="" type="checkbox"/>	50925
VPL12, 12 step LCD Display , 90V - 550V 50/60Hz 1A/5A <b>with RS485</b>	12	1	VPL12N <input checked="" type="checkbox"/>	54987

Please contact Customer care center for Stockable and Non stockable status of references.

NORMAL STOCK ITEMS

W.E.F. February 03<sup>rd</sup>, 2025



# PowerLogic™ PCS+

## Erstwhile Accusine™ PCS+

- All in one: Harmonics, PF, Load unbalance, Flicker
- Fully selectable from 2<sup>nd</sup> to 51<sup>st</sup> order of harmonics
- Flexible CT connection: Load side/ source side
- Suitable to work in Harsh environment including marine application
- Product Certification & Design references: IEC 61439-1 & 2, @ (UL508), CE Certified, ABS
- Fastest control response time of 25Micro second
- Connectable to power management software (EcoStruxure PME) - real time performance and temperature monitoring

### Industry segment



Heavy Industry

Oil & Gas (on/off shore)

Marine

Water Wastewater

Processing plants

Mining

### Infrastructure & Building segment



Airport

HVAC

Healthcare

[se.com/in](http://se.com/in)





# PowerLogic™ PCSn Erstwhile Accu sine™ PCS+



## Discover the new PowerLogic™ PCSn

Your 3-phase + neutral active harmonic filter  
Clean up your current

- Units design to work in high ambient temp up to 50 Deg° C
- 3 Level IGBT to meet tough target requirements from Utilities
- 3-in-1 Harmonic Correction, PF improvement, Main current balancing
- Connectable to power management software (EcoStruxure PME) - real time performance and temperature monitoring
- Also available in rack module

### Building segment



Heavy Industry



Retail space



Healthcare



Hotel & Casino



Life sciences & University



Datacenter Cloud Farm

### Industry segment



Light Industry



Food & Beverage

[se.com/in](https://se.com/in)

# Active Harmonic Filtering Solutions

## PowerLogic™ PCS+



- 3 Ph, 3 wire connection
- From 208V to 690V supply
- Parallel connection up to 10 units
- Harmonic cancellation spectrum from 2nd to 51st order of current harmonics
- Load balancing of source current
- DPF correction
- Can be used with PF capacitors as Hybrid VAR compensation (HVC) system

### PowerLogic™ PCS+

Description	Amperage	Minimum Ordering Quantity (No.)	Reference	Unit MRP [₹]
<b>PowerLogic™ PCS+</b>				
PowerLogic™ PCS+ 60A 380V- 480V 50- 60Hz IP00	60	1	PCSP060D5IP00	On Request
PowerLogic™ PCS+ 120A 380V - 480V 50- 60Hz IP00	120	1	PCSP120D5IP00	On Request
PowerLogic™ PCS+ 200A 380V- 480V 50- 60Hz IP00	200	1	PCSP200D5IP00	On Request
PowerLogic™ PCS+ 300A 380V- 480V 50- 60Hz IP00	300	1	PCSP300D5IP00	On Request
PowerLogic™ PCS+ 60A 380V- 480V 50- 60Hz IP31	60	1	PCSP060D5IP31	On Request
PowerLogic™ PCS+ 120A 380V - 480V 50- 60Hz IP31	120	1	PCSP120D5IP31	On Request
PowerLogic™ PCS+ 200A 380V- 480V 50- 60Hz IP31	200	1	PCSP200D5IP31	On Request
PowerLogic™ PCS+ 300A 380V- 480V 50- 60Hz IP31	300	1	PCSP300D5IP31	On Request
PowerLogic™ PCS+ 60A 380V-480V 50- 60Hz IP54	60	1	PCSP060D5IP54	On Request
PowerLogic™ PCS+ 120A 380V-480V 50- 60Hz IP54	120	1	PCSP120D5IP54	On Request
PowerLogic™ PCS+ 200A 380V- 480V 50- 60Hz IP54	200	1	PCSP200D5IP54	On Request
PowerLogic™ PCS+ 300A 380V- 480V 50- 60Hz IP54	300	1	PCSP300D5IP54	On Request

Note: Active Harmonic Filter prices On Request

## PowerLogic™ PCSn



Clean up your current

- Units design to work in high ambient temp up to 50 Deg C
- 3 Level IGBT to meet tough target requirements from Utilities
- 3-in-1 Harmonic Correction, PF improvement, Main current balancing
- 3 Phase neutral compensation

### PowerLogic™ PCSn

Description	Amperage	Minimum Ordering Quantity (No.)	Reference	Unit MRP [₹]
<b>PowerLogic™ PCSn</b>				
PowerLogic™ PCSn 30A 208-415Vac 3ph+N chassis IP00	30	1	PCSN030Y4CH00	On Request
PowerLogic™ PCSn 60A 208-415Vac 3ph+N chassis IP00	60	1	PCSN060Y4CH00	On Request
PowerLogic™ PCSn 30A 208-415Vac 3ph+N wall mount IP20	30	1	PCSN030Y4W20	On Request
PowerLogic™ PCSn 60A 208-415Vac 3ph+N wall mount IP20	60	1	PCSN060Y4W20	On Request
PowerLogic™ PCSn 30A 208-415Vac 3ph+N rack mount 19"	30	1	PCSN030Y4R19	On Request
PowerLogic™ PCSn 60A 208-415Vac 3ph+N rack mount 19"	60	1	PCSN060Y4R19	On Request

Note: Active Harmonic Filter prices On Request

Please contact Customer care center for Stockable and Non stockable status of references.

NORMAL STOCK ITEMS

W.E.F. February 03<sup>rd</sup>, 2025



# PowerLogic™ EVC+

## Step less electronic VAR compensation

- Stepless power factor correction
- Reduce current harmonics
- Designed for fast changing loads
- Product Certification & Design references: IEC 61439-1 & 2, (UL508), CE Certified, ABS
- Robust design: Design for 50 Degree° C without derating
- Connectable to power management software (EcoStruxure PME)- real time performance and temperature monitoring



### Building segment



Heavy Industry



Retail space



Healthcare



Hotel & Casino



Life sciences & University



Datacenter Cloud Farm

### Industry segment



Light Industry



Food & Beverage

[se.com/in](https://se.com/in)



# EasyLogic™ APF

• Compact • Economical • Scalable


- Stepless power factor correction
- Reduce current harmonics
- Correct network imbalance
- Designed for fast changing loads
- Fully certified
- Robust design: Design for 50 Degree° C without derating
- Connectable to power management software (EcoStruxure PME) - real time performance and temperature monitoring



## Building segment



## Industry segment



[se.com/in](http://se.com/in)

# Active Harmonic Filtering Solutions

## PowerLogic™ EVC+



- Withstand up to +50°C without derating
- QR code for quick access to supporting field documentation and digital logbook
- Connectivity-ready, Cybersecure, Seismically tested to 2.47g, Built-in EMC filter
- USB communications port
- Firmware upgrades
- Download commissioning report, diagnostic files
- Available with IP00, IP20 and IP31

### PowerLogic™ EVC+

Description	Amperage	Minimum Ordering Quantity (No.)	Reference	Unit MRP [₹]
<b>PowerLogic™ EVC+ <span style="color: green;">NEW</span></b>				
PowerLogic™ EVC+ 100kVAR 208-480V IP00 chassis _Marine	100	1	EVCM100D5CH00	On Request
PowerLogic™ EVC+ 100kVAR 208-480V IP21_Marine	100	1	EVCM100D5W21	On Request
PowerLogic™ EVC+ 75kVAR 208-480V IP00 chassis	75	1	EVCP075D5CH00	On Request
PowerLogic™ EVC+ 75kVAR 208-480V IP20	75	1	EVCP075D5W20	On Request
PowerLogic™ EVC+ 75kVAR 208-480V IP31 WM	75	1	EVCP075D5W31	On Request
PowerLogic™ EVC+ 100kVAR 208-480V IP00	100	1	EVCP100D5CH00	On Request
PowerLogic™ EVC+ 100kVAR 208-480V IP20 WM	100	1	EVCP100D5W20	On Request
PowerLogic™ EVC+ 100kVAR 208-480V IP31 WM	100	1	EVCP100D5W31	On Request

Note: Active Harmonic Filter prices On Request

## EasyLogic™ APF



- 3 Ph, 4 wire connection
- Parallel connection up to 8 units
- Load balancing of source current
- DPF correction
- Can be used with PF capacitors as Hybrid VAR compensation (HVC) system

### EasyLogic™ APF

Description	Amperage	Minimum Ordering Quantity (No.)	Reference	Unit MRP [₹]
<b>EasyLogic™ APF <span style="color: green;">NEW</span></b>				
EasyLogic™ APF 50A 400V wall mount IP20	50	1	EZAPF05044W20	On Request
EasyLogic™ APF 100A 400V wall mount IP20	100	1	EZAPF10044W20	On Request
EasyLogic™ APF 150A 400V wall mount IP20	150	1	EZAPF15044W20	On Request
EasyLogic™ APF 50A 400V wall mount IP31	50	1	EZAPF05044W31	On Request
EasyLogic™ APF 100A 400V wall mount IP31	100	1	EZAPF10044W31	On Request
EasyLogic™ APF 150A 400V wall mount IP31	150	1	EZAPF15044W31	On Request
EasyLogic™ APF 50A 400V rack mount IP20	50	1	EZAPF05044R20	On Request
EasyLogic™ APF 100A 400V rack mount IP20	100	1	EZAPF10044R20	On Request
EasyLogic™ APF 150A 400V rack mount IP20	150	1	EZAPF15044R20	On Request
EasyLogic™ APF 7" HMI for rack and wall mount	-	1	EZAPF070HMI	On Request

Note: Active Harmonic Filter prices On Request

Please contact Customer care center for Stockable and Non stockable status of references.

NORMAL STOCK ITEMS

W.E.F. February 03<sup>rd</sup>, 2025



# Digitize your power factor correction

## PowerLogic™ PFC Capacitor Bank

Every electrical network can benefit from power factor correction. It's the fastest way to save money and improve energy efficiency.

An EcoStruxure™-ready PowerLogic™ PFC capacitor bank solution provides industry-leading diagnostics and IoT connectivity for superior performance monitoring and optimized maintenance.

### Energy efficiency

- Lower utility bills by avoiding power factor penalties, lowering demand charges
- Unlock extra system capacity to expand and serve additional loads
- Increase equipment performance and lifespan with improved voltage
- Reduce CO<sup>2</sup> emissions with improved power efficiency

### Reliability and performance

- With smart controller, embedded environmental sensors and energy gateway server
- Notify when problems are detected or maintenance is needed
- Self-monitoring and ready to connect to any system

### Built to the highest standards

- Save time and effort with easy capacitor bank configuration selection and installation
- Tested and certified according to IEC 61439-1 & 2 and IEC 61921
- Engineered for safety and advanced performance
- Robust enclosure system with heavy-duty capacitors and detuned reactors
- Optimized for remote monitoring and preventative maintenance



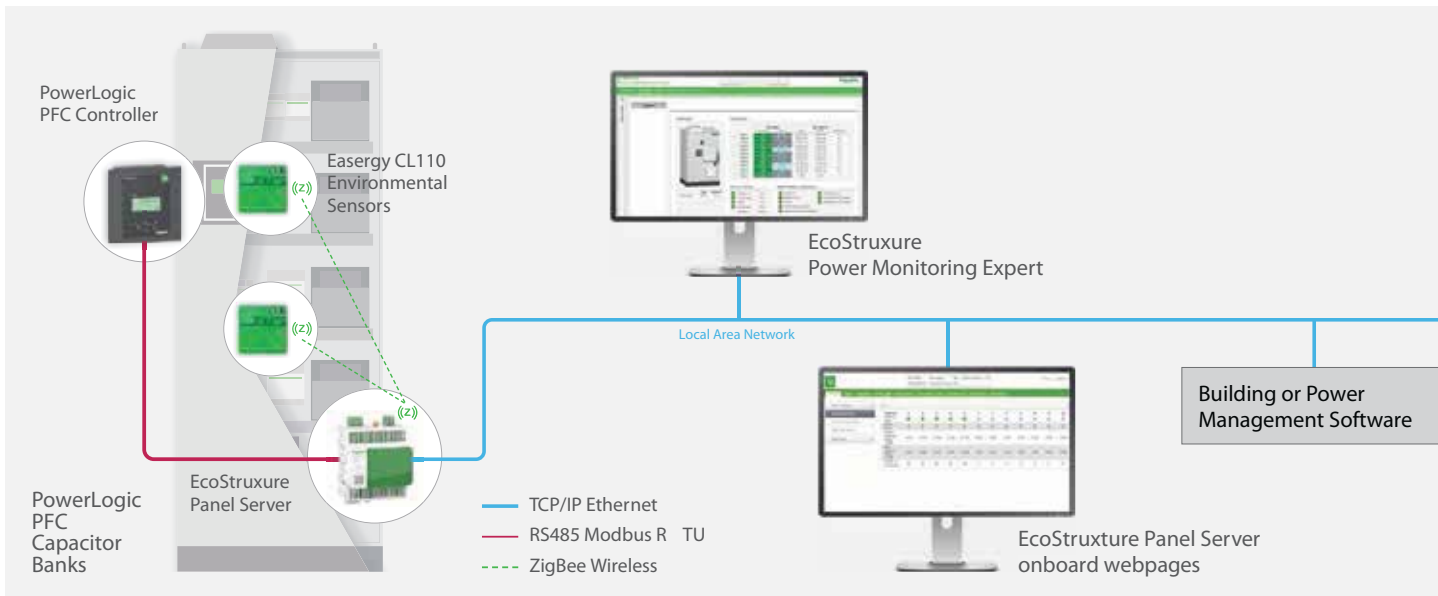
Remote power factor monitoring center

**12 months**  
return on investment\*

\* Figures based on previous customer performance. Not a guarantee of performance in every case.

[se.com/PowerLogicPFC](https://se.com/PowerLogicPFC)

# Gain operational intelligence with connected architectures



## PowerLogic™ PFC Controller

- Intelligent capacitor bank controller manages reactive power levels
- Provides real-time measurements for voltage, current, power factor, power, THD and individual harmonics up to 19th harmonic
- Built-in temperature sensor with fan control
- Provides alarms for over/under voltage, low/high current, under/over compensation alarms, faulty step alarm with step number, individual step derating of capacitor indicator, total harmonic distortion alarm at 7% THDv



## Smart environmental sensors (Optional Feature)

- Wireless environmental sensor measures surface temperature in contact (Tc) and humidity (RH)
- Two CL110, fixed in predefined locations in the Capacitor Bank, are paired with Zigbee-equipped PAS800 to communicate temperature and humidity values



## Efficient gateway server (Optional Feature)

- Collects condition-monitoring data and alarms from PowerLogic™ PFC controller via Modbus RTU communications
- Collects enclosure temperature and humidity data from Easergy CL110 environmental sensors via ZigBee wireless communications
- Provides power information, key operational indicators, and alarms directly via onboard webpages and to remote software systems via Modbus TCP communications
- Fully supported by EcoStruxure Power Monitoring Expert (v9.0+) software

Features	Architecture 1 (Edge - basic)	Architecture 2 (Edge - advanced)	Architecture 3 (Apps & analytics)
Web page	Embedded EcoStruxure Panel Server pages	PME web pages	-
Customized web report	-	In PME for VPL and CL110	-
Dashboard and report	Predefined in EcoStruxure Panel Server for VPL and CL110	Predefined in PME	-
Events and alarms	Predefined in EcoStruxure Panel Server web pages	Predefined dashboards in PME	-
Advanced reporting	-	Predefined dashboards in PME	-
Temperature & safety monitoring	Predefined in EcoStruxure Panel Server web pages	Predefined dashboards in PME	-

Please contact Customer care center for Stockable and Non stockable status of references.

NORMAL STOCK ITEMS

W.E.F. February 03<sup>rd</sup>, 2025

# Power Factor Correction Equipment



## Reliable

- > Achieves Target set PF
- > Reduces demand kVA
- > Eliminates PF Penalty
- > Specify what exactly it means
- > Fuel savings in DG

## Safe

- > Burst proof capacitors
- > Detuned Reactors - No Harmonic Amplification
- > Minimum switching transient

## Embedded Intelligence

- > Auto start, Auto detection, Auto polarity check, Auto c/k
- > Thermal intelligence
- > Harmonic intelligence
- > Asset management and performance
- > PQ Disturbance detection (Optional)

## Digitize

- > Flexible to move to connected world
- > Web page monitor facility through Schneider Gateway devices (Optional)
- > Seam less integration with PME, PSE

## Quality of construction

- > Compliance to and which Indian Standards
- > Stringent quality control measures
- > Best Engineering practices
- > Best thermal design for heat dissipation



ISO 9001 ISO 14001  
ISO 50001



IGBC Green building  
Gold medal



IEC



RoHS  
ROHS



REACH

Please contact Customer care center for Stockable and Non stockable status of references.

NORMAL STOCK ITEMS

W.E.F. February 03<sup>rd</sup>, 2025



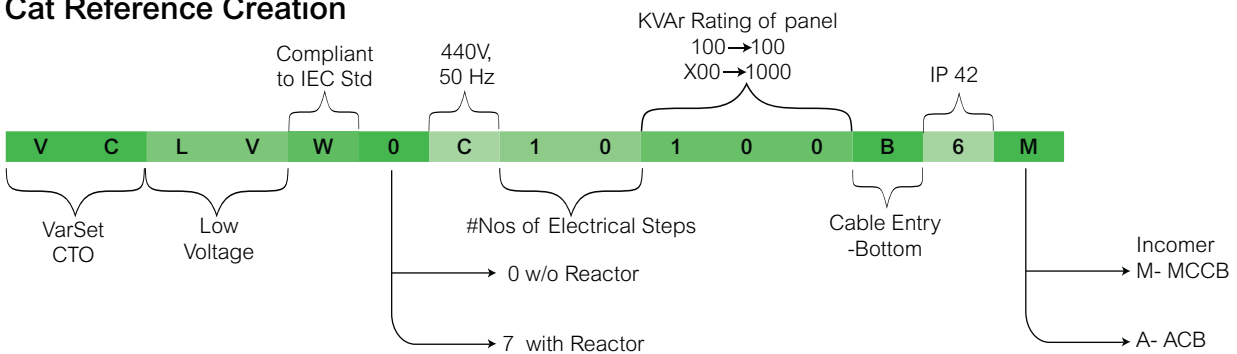
# Power Factor Correction Equipment



## VarSet LV APFC panels without reactors

Panel Ratings	Step Configuration in kVAr	Cat Reference No.	Dimensions (in mm) W x D x H	Unit MRP ₹
<b>APFC Ratings (kVAr)</b>				
100	3x10kVAr + 1x20kVAr + 1x50kVAr	VCLVW0C10100B6M	800 x 800 x 2325	On Request
125	2x12.5kVAr + 2x25kVAr + 1x50kVAr	VCLVW0C10125B6M	800 x 800 x 2325	On Request
150	2x12.5kVAr + 1x25kVAr + 2x50kVAr	VCLVW0C12150B6M	800 x 800 x 2325	On Request
200	2x12.5kVAr + 1x25kVAr + 3x50kVAr	VCLVW0C16200B6M	800 x 800 x 2325	On Request
250	2x12.5kVAr + 1x25kVAr + 4x50kVAr	VCLVW0C20250B6M	1200 x 800 x 2325	On Request
300	2x12.5kVAr + 1x25kVAr + 5x50kVAr	VCLVW0C24300B6M	1200 x 800 x 2325	On Request
350	2x12.5kVAr + 1x25kVAr + 6x50kVAr	VCLVW0C28350B6M	1200 x 800 x 2325	On Request
400	2x25kVAr + 3x50kVAr + 2x100kVAr	VCLVW0C16400B6M	1200 x 800 x 2325	On Request
500	2x25kVAr + 3x50kVAr + 3x100kVAr	VCLVW0C20500B6M	1200 x 800 x 2325	On Request
<b>APFC Ratings (kVAr)</b>				
500	2x25kVAr + 3x50kVAr + 3x100kVAr	VCLVW0C20500B6A	1200 x 800 x 2325	On Request
600	2x25kVAr + 3x50kVAr + 4x100kVAr	VCLVW0C24600B6A	1400 x 800 x 2325	On Request
700	2x25kVAr + 3x50kVAr + 5x100kVAr	VCLVW0C28700B6A	1400 x 800 x 2325	On Request
750	2x25kVAr + 4x50kVAr + 5x100kVAr	VCLVW0C30750B6A	1400 x 800 x 2325	On Request
800	2x25kVAr + 3x50kVAr + 6x100kVAr	VCLVW0C32800B6A	2000 x 800 x 2325	On Request
900	2x25kVAr + 3x50kVAr + 7x100kVAr	VCLVW0C36900B6A	2000 x 800 x 2325	On Request
1000	2x25kVAr + 1x50kVAr + 9x100kVAr	VCLVW0C40X00B6A	2000 x 800 x 2325	On Request

## Cat Reference Creation



### Product offer:

VarSet LV APFC panels with 7% / without Reactors

Ratings = 100kVAr to 1000kVAr  
Capacitor = MPP HD Can 440/480V, with 3ph simultaneous PSD

### General Features:

System voltage = 440V  
Frequency = 50Hz  
Phase = 3  
Design = Modular  
IP = IP42  
Switching = Random

### Incomer:

Upto 350kVAr = MCCB, 36kA  
From 350 to 500kVAr = MCCB, 50kA  
From 500 to 1000kVAr = ACB, 65kA  
Step protection = MCCBs, 36kA

### Switching:

Capacitor duty Contactor - without Reactor design  
Power Contactors - with Reactor design

Please contact Customer care center for Stockable and Non stockable status of references.

☑ NORMAL STOCK ITEMS

W.E.F. February 03<sup>rd</sup>, 2025

# Power Factor Correction Equipment



## Branch Protection: MCCB

### > Branch Protection: MCCB

- Reduces thermal stresses on the electrical distribution network
- Unique electrical fault trip indication (SDE)



## Incomer: ACB/MCCB

### > Incomer: ACB/MCCB

- No derating upto 55°C as per IEC-60947 Part 1 & 2
- Fastest Breaking time <25ms



## Capacitor: LV Shunt MPP FILM

### > Capacitor: LV MPP film

- IEC 60831-1,2 Compliant
- Unique Pressure sensitive disconnecter
- Class D (+55degC)



## Detuned Reactor: Cu Wound

### > Detuned Reactor: Cu Wound

- Compliant to IEC 60076-6
- Class H insulation (180 °C)
- Inbuilt thermal protection



## APFC Controller: Varlogic RT/VarPlus Logic VPL

### > APFC Controller: Varlogic RT/VarPlus Logic VPL

- Most Intelligent PFC relay in market with 6, 8, 12 steps
- Ready to communicate with dedicated RS485 port



## VarSet LV APFC panels with 7% reactors

Panel Ratings	Step Configuration in kVAR	Cat Reference No.	Dimensions (in mm)W x D x H	Unit MRP [₹]
<b>APFC Ratings (kVAR)</b>				
100	3x10kVAr + 1x20kVAr + 1x50kVAr	VCLVW7C10100B6M	1200 x 800 x 2325	On Request
125	2x12.5kVAr + 2x25kVAr + 1x50kVAr	VCLVW7C10125B6M	1200 x 800 x 2325	On Request
150	2x12.5kVAr + 1x25kVAr + 2x50kVAr	VCLVW7C12150B6M	1200 x 800 x 2325	On Request
200	2x12.5kVAr + 1x25kVAr + 3x50kVAr	VCLVW7C16200B6M	1200 x 800 x 2325	On Request
250	2x12.5kVAr + 1x25kVAr + 4x50kVAr	VCLVW7C20250B6M	1800 x 800 x 2325	On Request
300	2x12.5kVAr + 1x25kVAr + 5x50kVAr	VCLVW7C24300B6M	1800 x 800 x 2325	On Request
350	2x12.5kVAr + 1x25kVAr + 6x50kVAr	VCLVW7C28350B6M	1800 x 800 x 2325	On Request
400	2x25kVAr + 3x50kVAr + 2x100kVAr	VCLVW7C16400B6M	1800 x 800 x 2325	On Request
500	2x25kVAr + 3x50kVAr + 3x100kVAr	VCLVW7C20500B6M	1800 x 800 x 2325	On Request
<b>APFC Ratings (kVAR)</b>				
500	2x25kVAr + 3x50kVAr + 3x100kVAr	VCLVW7C20500B6A	1800 x 800 x 2325	On Request
600	2x25kVAr + 3x50kVAr + 4x100kVAr	VCLVW7C24600B6A	2200 x 800 x 2325	On Request
700	2x25kVAr + 3x50kVAr + 5x100kVAr	VCLVW7C28700B6A	2200 x 800 x 2325	On Request
750	2x25kVAr + 4x50kVAr + 5x100kVAr	VCLVW7C30750B6A	2200 x 800 x 2325	On Request
800	2x25kVAr + 3x50kVAr + 6x100kVAr	VCLVW7C32800B6A	3200 x 800 x 2325	On Request
900	2x25kVAr + 3x50kVAr + 7x100kVAr	VCLVW7C36900B6A	3200 x 800 x 2325	On Request
1000	2x25kVAr + 1x50kVAr + 9x100kVAr	VCLVW7C40X00B6A	3200 x 800 x 2325	On Request

Note:

VarSet prices will be On Request

Please contact Customer care center for Stockable and Non stockable status of references.

NORMAL STOCK ITEMS

W.E.F. February 03<sup>rd</sup>, 2025



Life Is On

**Schneider**  
Electric

## Schneider Electric India Pvt. Ltd.

Corporate Office: 9th Floor, DLF Building No. 10, Tower C, DLF Cyber City, Phase II, Gurugram - 122002, Haryana  
Tel: 0124 3940400, [www.se.com/in](http://www.se.com/in)

**Ahmedabad**  
Schneider Electric India (P) Ltd.  
1506-1507, 15<sup>th</sup> Floor Shapth-5  
Opp.Karnavati Club, SG Highway,  
Ahmedabad, Gujarat - 380015  
Tel.: 079-66826701

**Coimbatore**  
Schneider Electric India Pvt. Ltd.  
Mikro Grafeio Services Pvt Ltd.,  
Elysium Tower, #21, A.T.T  
Colony, Near Honda Office,  
Coimbatore, Tamil Nadu - 641018

**Lucknow**  
Schneider Electric India (P) Ltd.  
Summit, Plot No. TCG 3/3  
6<sup>th</sup> Floor, 604A/B/C, Vibhuti Khand  
Gomti Nagar, Lucknow  
Uttar Pradesh - 226010  
Tel.: 0522-3500334

**Nashik**  
Schneider Electric India (P) Ltd.  
401, 4<sup>th</sup> Floor, Rishi Raj Towers  
Jehan Circle, Gangapur Road  
Nashik - 422013  
Tel.: 0253-2344333

**Bengaluru**  
Schneider Electric India (P) Ltd.  
No. 3/1, JP Techno Park  
Mezzanine Floor, Millers Tank Bund  
Road, Vasanth Nagar  
Bengaluru - 560052  
Tel.: 080-71481351

**Hyderabad**  
Schneider Electric Pvt. Ltd.  
4B-4th Floor, Gumidelli Towers,  
Prakash Nagar, Begumpet,  
Hyderabad - 500016

**Ludhiana**  
Schneider Electric India (P) Ltd.  
SCO 23, 2nd Floor,  
Chandigarh Road, Sector 32  
Ludhiana, Punjab -141010  
Tel.: 0161- 5203011

**New Delhi**  
Schneider Electric India (P) Ltd.  
C-56, Mayapuri Industrial Area, Phase-2  
New Delhi - 110064  
Tel.: 011-61317400

**Bhubaneswar**  
Schneider Electric India (P) Ltd.  
Workloop Co-Working in the property  
Office No. 316, Esplanade One Mall  
Rasulgarh, Bhubaneswar - 751010

**Indore**  
Schneider Electric India (P) Ltd.  
219, Dhan Trident Building  
Vijay Nagar, A.B.Road  
Indore - 452001

**Mohali**  
Schneider Electric India (P) Ltd.  
2nd Floor, Tower-A  
Bestech Business Tower  
Mega Information & Technology Park  
Industrial Plot No.1, Phase IX  
(Expansion), Mohali - 160059  
Tel.: 0172-7198200

**Pune**  
Schneider Electric India (P) Ltd.  
Amar Caliber, CTS No 911, BMCC Road,  
OFF F.C. Road, Deccan Gymkhana,  
Shivaji Nagar, Pune - 411007  
Tel.: 020-67492500

**Chennai**  
Schneider Electric India (P) Ltd.  
No: 29, 2<sup>nd</sup> Floor,  
Bannari Amman Towers, B-Block  
Dr. Radhakrishnan Road, Mylapore  
Chennai - 600 004  
Tel.:044-71912000

**Jaipur**  
Schneider Electric India (P) Ltd.  
Jaipur Business Centre 309  
3<sup>rd</sup> Floor, Sangam Tower 190  
Church Road, Jaipur - 302001  
Tel.: 0141-2374810

**Mumbai**  
Schneider Electric India Pvt. Ltd.  
L&T Business Park, Tower B,  
7th Floor, TC-II, Gate No.5,  
Saki Vihar Road, Powai,  
Mumbai - 400072

**Vadodara**  
Schneider Electric India (P) Ltd.  
Notus IT Park, 10<sup>th</sup> Floor, Block-D  
Sarabhai Campus, Vadiwadi  
Vadodara, Gujarat - 390017

**Cochin**  
Schneider Electric India (P) Ltd.  
Alapatt Properties Private Limited  
(Trade Name: Centre A)  
Main Door Number: 66/4971  
(Old Door Number: 40/6584-H)  
7<sup>th</sup> Floor Alapatt Heritage Building  
MG Road Kochi - 682035

**Kolkata**  
Schneider Electric (I) Pvt. Ltd.  
BN3, Salt Lake, Sector V,  
Kolkata - 700091

**Nagpur**  
Schneider Electric India (P) Ltd.  
6, Vasant Vihar Complex  
W.H.C Road, Shankar Nagar  
Nagpur - 440010  
Tel.: 0712-2558581

**Vishakhapatnam**  
Schneider Electric India (P) Ltd.  
D.N.10-1-43, 1<sup>st</sup> Floor  
Ratnam's Business Centre,  
Siripuram Fort, C.B.M.Compound  
Visakhapatnam - 530016  
Tel.: 0891-6675500

### Customer Care Centre

Monday-Saturday, 9 a.m. to 8 p.m.  
Toll-free numbers: 1800 419 4272, 1800 103 0011  
Email: [customercare.in@schneider-electric.com](mailto:customercare.in@schneider-electric.com)

For more information, visit our website at: [www.se.com/in](http://www.se.com/in)

- All Prices are in Indian Rupees.
- Prices are subject to change without prior notice.
- Product evolution is a continuous process and Schneider Electric reserves the right to modify/withdraw any product at any time without prior notice.
- Prices charged will be as prevailing on the date of dispatch.
- Invoice Amount = (MRP – less Applicable discount) + Applicable GST %
- Tax incidence on invoices is basis applicable GST rates.
- Invoice amount not to exceed MRP.
- Product pictures shown are for illustration purpose only, actual product may vary.

**Distributor**