



NEW MINDSET

Your Partner of Success

Company Profile

New Mindset



Information available in audio.

Agenda

About the Company	3	Our Milestones	8
Our Mission and Vision	4	Our Management Team	9
Our Goals	5	Our Offered Services	10
Our Traction	6	Financial Guidance	11
Our Market	7	Contact Information	13

About the Company

- Write the overview of your company here.
- Briefly tell your company's history and products.



[Back to Agenda](#)

Our **Mission** and **Vision**

Briefly elaborate on what you want to discuss.

[Back to Agenda](#)



Mission

Write the company's mission statement here.



Vision

Write the company's vision statement here.

Our Goals

Briefly elaborate on what you want to discuss.



Goal # 1

Elaborate on your first goal here.



Goal # 2

Elaborate on your second goal here.



Goal # 3

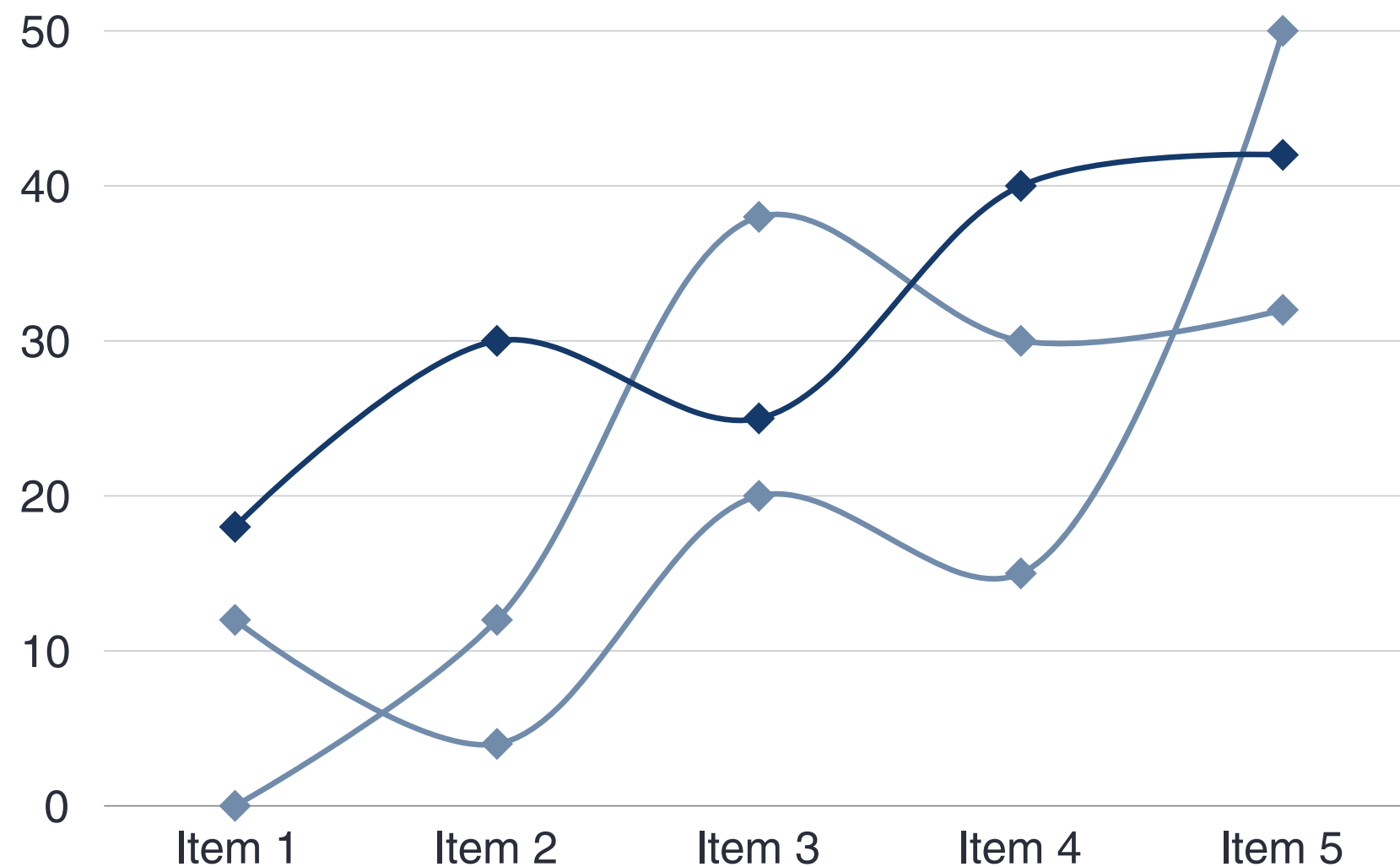
Elaborate on your third goal here.

[Back to Agenda](#)

Our Traction

[Back to Agenda](#)

Briefly elaborate on what you want to discuss.



Monthly Revenue:

10 BILLION

Average Revenue/Customer:

5 BILLION

Monthly Revenue Growth:

1 BILLION

Our Market

Briefly elaborate on what you want to discuss.

10 BILLION

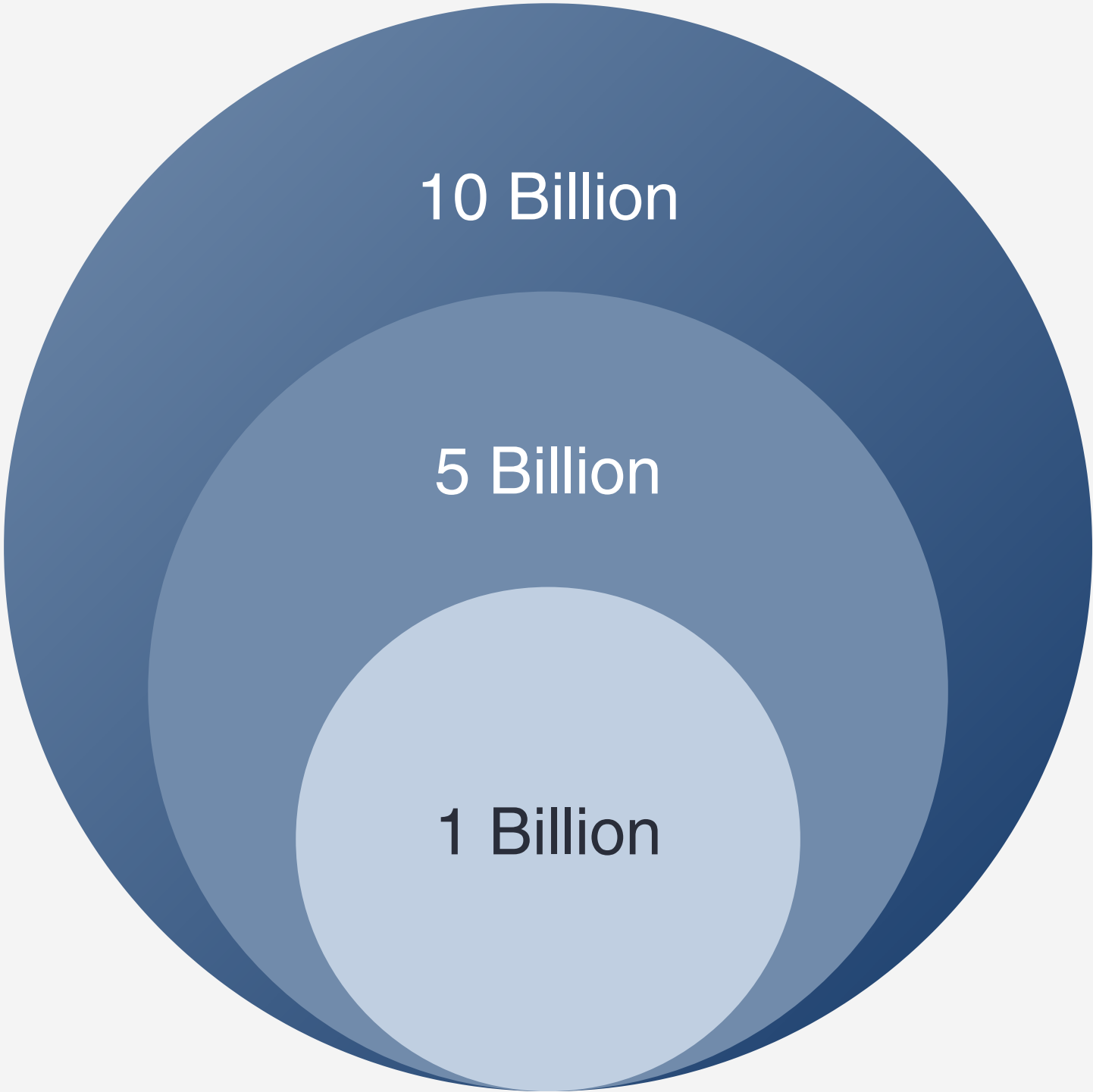
Total Available
Market (TAM)

5 BILLION

Serviceable Available
Market (SAM)

1 BILLION

Serviceable Obtainable
Market (SOM)



[Back to Agenda](#)

Our **Milestones**

Briefly elaborate on what you want to discuss.



2022

Write an achievement,
successful project or
milestone here.

2023

Write an achievement,
successful project or
milestone here.

2024

Write an achievement,
successful project or
milestone here.

2025

Write an achievement,
successful project or
milestone here.

Our Management Team

Briefly elaborate on what
you want to discuss.

[Back to Agenda](#)



Ananya Kumar

Chief Executive Officer



Raja Sinha

Chief Finance Officer



Binita Das

Director



Akash Tiwari

Accountant



Rani Bhadauria

Finance Manager

Our Offered Services

Briefly elaborate on what you want to discuss.

[Back to Agenda](#)

- ◆ List your company's services/products.
- ◆ List your company's services/products.
- ◆ List your company's services/products.
- ◆ List your company's services/products.
- ◆ List your company's services/products.

Financial Guidance

Briefly elaborate on what you want to discuss.

<i>*Rupee amounts are in millions</i>	FY '25	FY '26	YOY change
Revenue	₹ 000	₹ 000	%
Expenses			
Profit			
Dividend/share			

Customise this table! Just **right-click** on any cell to see all the available table functions.

To merge, **first highlight** two or more cells, then click "**Merge Cells**" to organize your table according to your needs!

Use this for a photo caption.



Drag and drop your photo or video! Click the sample photo or video and delete.
Select yours from the uploads tab, drag, and then drop inside the frame!

[Back to Agenda](#)

Connect with us.



Email

hello@reallygreatsite.com



Social Media

@reallygreatsite

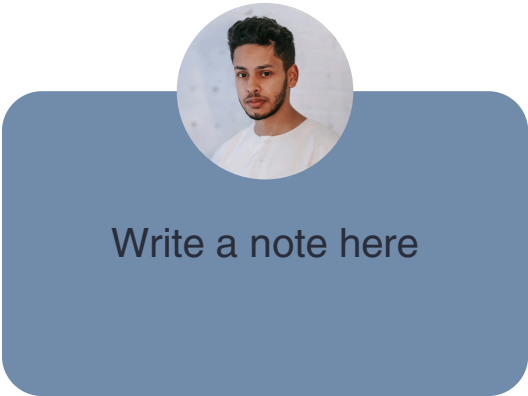
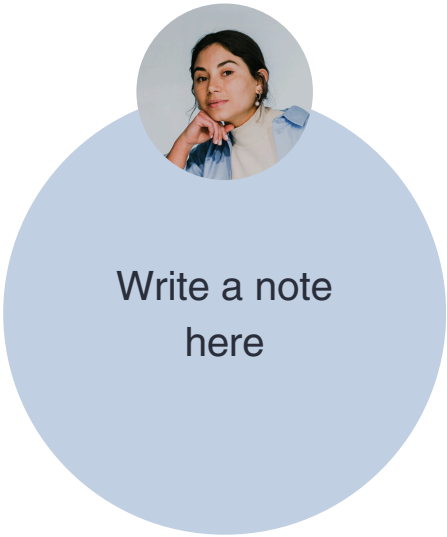


Call us

123-456-789



Collaborate on a Whiteboard



Tip: Collaboration makes teamwork easier! Click "Share" and invite your teammates to fill this up. Use this page for bulletins, brainstorming, and other fun team ideas.

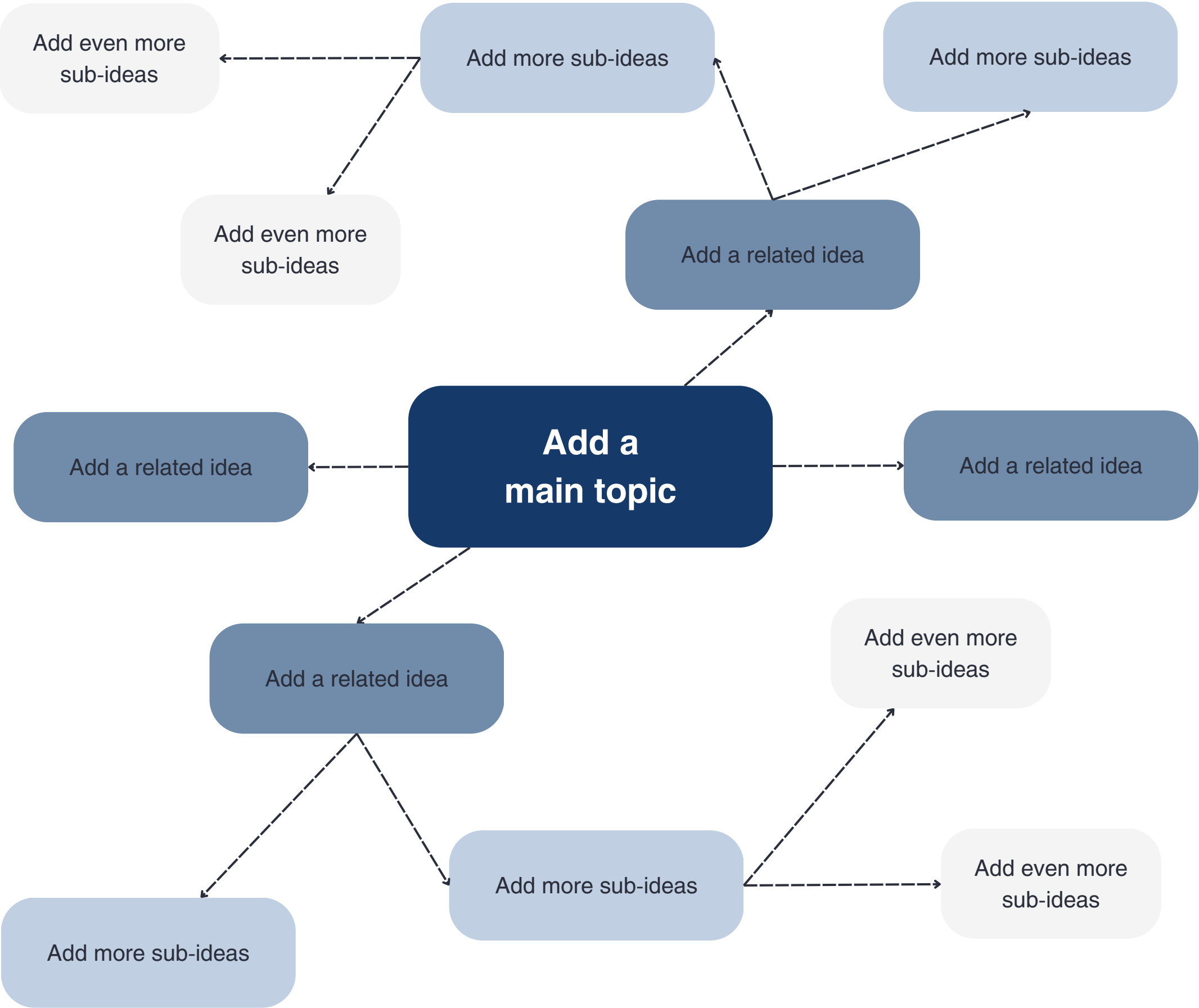
Right-click on the **background** of the slide, or on the **thumbnail** below, for the option to **expand** this page into a **whiteboard** for more space!



Collaborate on a Whiteboard




Tip: Collaboration makes teamwork easier! Click "Share" and invite your teammates to fill this up. Use this page for bulletins, brainstorm, and other fun team ideas.

Right-click on the **background** of the slide, or on the **thumbnail** below, for the option to **expand** this page into a **whiteboard** for more space!





Resource Page

Use these design resources in your Canva Presentation. Happy designing!
Delete or hide this page before presenting.



Resource Page

Use these design resources in your Canva Presentation. Happy designing!
Delete or hide this page before presenting.



Resource Page

Find the magic and fun in presenting with Canva Presentations.
Press the following keys while on Present mode!

B	for blur	C	C for confetti
D	for a drumroll	M	M for mic drop
O	for bubbles	Q	Q for quiet
U	for unveil	#	Any number from 0-9 for a timer

Resource Page

Presenting live not your thing? No worries! Record your Canva Presentation your audience can watch at their own pace. Don't forget to delete or hide this page before presenting.

- 1 Click the Share button on the top right corner of your screen and select 'Present and Record.'
- 2 Click 'Go to recording studio,' where you can choose the video and audio source for your video presentation.
- 3 Feel free to choose the 'No camera' option and record your voice only.
- 4 Start recording, and press pause in between takes if you have to.
- 5 Once you're done, download your Canva Presentation in MP4 file format or get a link to your Talking Presentation and share it with others.
- 6 You can also record a video inside the editor! Go to 'Uploads' and click on 'Record yourself'.