



CARRIER SERVICE HELPLINE
1800 3000 3545
1800 1021 421

For more details, please contact our sales office:

Corporate & Registered Office: Carrier Airconditioning & Refrigeration Limited, Kherki Daula Post, Narsingpur, Delhi - Jaipur Highway, Gurgaon - 122004, Haryana, India, Tel: 0124-4825500 **Sales Offices:-- Ahmedabad:** 079-44820400/401 **Ghaziabad:** 0120-4183260 **Bangalore:** 080-43442000 **Bhubaneswar:** 9778030033 **Chandigarh:** 0172-5007549/50 **Chennai:** 044-66448888 **Cochin:** 0484-4029000/001, **Coimbatore:** 7397444250 **Daryaganj:** 011-23244491, 9810973264 **Delhi/NCR:** 0124-4873200 **Goa:** 9987868667 **Guwahati:** 9831079624 **Hyderabad:** 040-4181 2222 **Indore:** 0731-2445200 **Jaipur:** 0141-4921737 / 738 **Kolkata:** 033-40592000/3000 **Lucknow:** 0522-4158701/704 **Navi Mumbai/Thane:** 9167788252 **Mumbai:** 022-61700700 **Nagpur:** 9881714903 **Patna:** 7070621177 **Pune:** 020-48571000 **Raipur:** 9752542882 **Surat:** 7433920332

CIN: U74999HR1992FLC036104/ Website: www.carrierindia.com / E-mail: customersupport@carrier.com



December 2025

1. This catalogue provides certain general information and is intended for general guidance only. Carrier is not liable for any damage arising out of the use of the catalogue. Carrier reserves the right to change any product specification without prior notice. All proprietary rights reserved by Carrier.
2. All matters / disputes related to the catalogue are subject to jurisdiction of Gurgaon courts only.
3. Copyright© 2024 by Carrier Airconditioning & Refrigeration Limited. All rights reserved. Carrier is a registered trademark of Carrier Corporation. Specifications and designs are subject to change without notice and may include preliminary information. All brand, product, service names and logos are trademarks and/or registered trademarks of their respective owners and are hereby recognised and acknowledged.

COOLING THAT SUITS YOUR NEEDS

DUCTED AIR CONDITIONING BY CARRIER

R-410A REFRIGERANT PROTECTING OUR ENVIRONMENT'S PROTECTOR

The ozone layer is under existential risk owing to substances such as chlorofluorocarbons (CFCs), hydrochlorofluorocarbons (HCFCs) and halons — all of which are commonly used as refrigerants in air conditioning.

Exposure to UV rays — a result of the depleting ozone layer — can lead to a number of health concerns ranging from wrinkles and leathery skin to more serious issues including liver spots, actinic keratosis, solar elastosis and skin cancer.

The R-410A refrigerant is set to change that drastically.

WHAT IS R-410A?

- A chlorine-free refrigerant that meets stringent environmental guidelines
- A zero-ODP hydrofluorocarbon that does not contribute to ozone depletion
- Qualified by IGBC to be used in Green Buildings



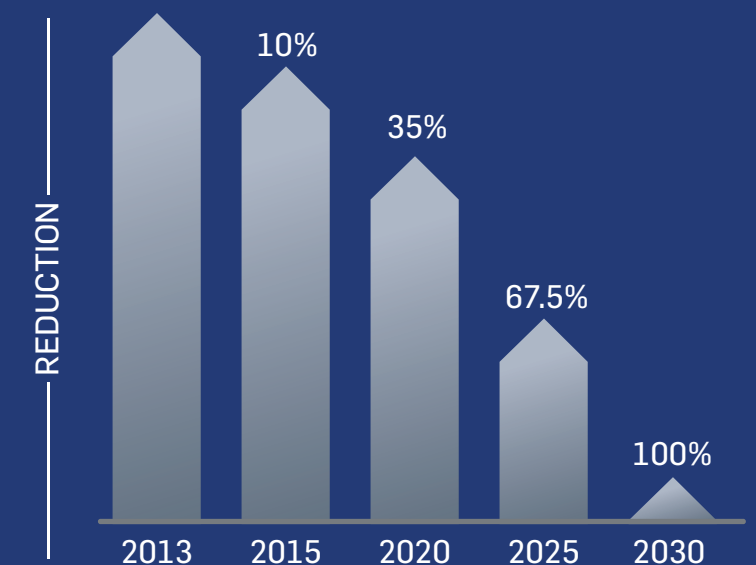
THE MONTREAL PROTOCOL NEED FOR GREENER ALTERNATIVES

The shift to R-410A is a step in the right direction. One that points towards a gradual phase-down of HCFC production and its use, supporting the Montreal Protocol and its amendments to phasing out ozone depleting substances.

India is a signatory to the Montreal Protocol on Substances that Deplete the Ozone Layer, which envisaged a complete phase-out of HCFCs by 2030.

Source: <http://www.ozonecell.com/viewsection.jsp?lang=0&id=0,166,399>

THE PHASE-OUT SCHEDULE

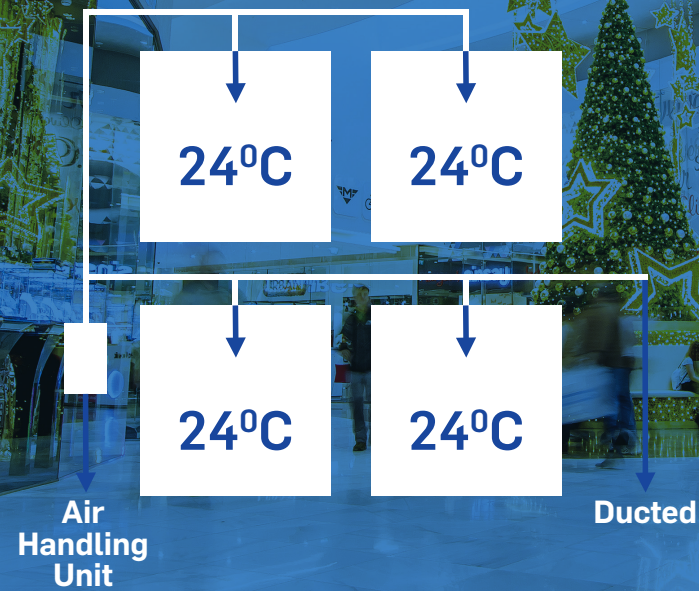


CARRIER DUCTED SYSTEM

AIR CONDITIONING THE WAY IT SHOULD BE

What is Ducted Air Conditioning?

With ducted systems, all rooms are uniformly air conditioned at the same temperature settings.



EXCEPTIONAL RANGE, UNMATCHED COOLING

They are perfect for homes, open-plan offices, shops, schools, restaurants and any other large spaces that require balanced air distribution around the building.



IT'S COMFORTABLE AND IT'S RELIABLE

R-410A DUCTED AIR CONDITIONING

With sustained market leadership and a strong legacy, Carrier is proud of its highly reliable Fixed-Speed Ducted Air Conditioning systems.

The outdoor condensing unit houses the Scroll Compressor* to give a wide range of features that delivers comfort. These features are especially suited to Indian conditions and include a wide operating voltage, silent operations, economical running and unmatched reliability.

**Applicable to 5.5 TR and above*

FEATURES THAT DEFINE A RELIABLE LEADER




HIGHLY RELIABLE

Scroll compressor technology with built-in compressor protection for higher efficiency, minimal noise, enhanced reliability / fault tolerance, easy installation and longer service life.



EFFICIENT PERFORMANCE

The thermostatic expansion valve adjusts the refrigerant flow to cater to variations in heat load. This is to make the system more efficient over a broader temperature range.



ENERGY EFFICIENT

High power-saving compressor configurations with a dual sine wave fin pattern and an internally grooved copper tube that deliver high performance.



EASY SERVICING

The outdoor unit design ensures easy servicing of the compressor. The bottom panel of the indoor unit is easily removable for convenient adjustment or replacement of the motor or housing.



EFFICIENT DESIGN

The direct-driven DIDW fan operates silently to provide powerful air throw for uniform distribution over large areas. Its powder-coated units give durability to air conditioners.



FLEXIBLE AIR DISCHARGE OPTION*

Its unique multiplex configuration helps you switch discharge from horizontal to vertical and vice-versa depending on where you wish to place the indoor unit.



INSTALLATION EASE

Quick-lock fittings ensure quick and easy installation.



ELECTRONIC REMOTE CONTROL

The system has a microprocessor-based remote control for precise temperature setting.

**Applicable to 8.5 TR IDUs only*

SAFE & RELIABLE OPERATIONS



MOTOR CAPACITORS

Its fan motors are equipped with S3 Capacitors that provide protection against fire and electrical shock hazards by opening an internal link in case of faulty conditions.



HP SWITCH*

The High Pressure Switch cuts off power supply in case of excess compressor discharge pressure thereby preventing equipment damage.



LP SWITCH*

The Low Pressure Switch monitors the refrigeration system for loss of refrigerant charge. It also helps in stopping the evaporator (indoor) coil from freezing due to a clogged / dirty filter or lower airflow over the coil.









FILTER DRIER

Filter Driers for the liquid line protect the refrigeration and air conditioning systems from moisture, acids and solid particles. With these contaminants eliminated, the systems are safer from harmful chemical reactions.

**Applicable to 5.5 TR and above*

INBUILT ELECTRICAL SAFETY*

-  **SURGE PROTECTION**
-  **PROTECTION AGAINST REVERSE PHASE SEQUENCE**
-  **UNDERVOLTAGE PROTECTION**
-  **PHASE LOSS PROTECTION**
-  **OVERVOLTAGE PROTECTION**
-  **INBUILT COMPRESSOR OVERLOAD PROTECTION**



**Applicable to 3 TR IDUs only*

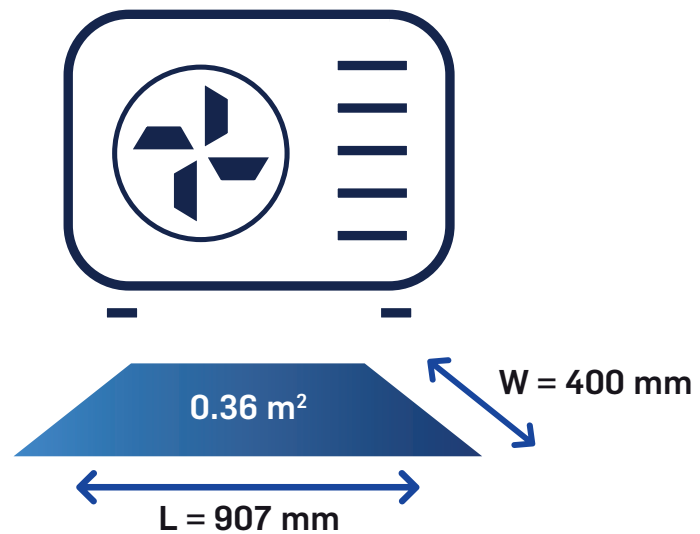
NEW WIRED REMOTE CONTROL



- ◆ Smart Time Guard
- ◆ Communication through Modbus protocol on RS485 connection*
- ◆ IR-enabled
- ◆ Fault code and logging
- ◆ Audio alarm for corded remote disconnect
- ◆ Auto restart enable / disable
- ◆ Voltage scanner status
- ◆ Probe calibration
- ◆ Filter Clean timer view / reset
- ◆ Staggered start time for multiple units in the same power grid

**Additional hardware required*

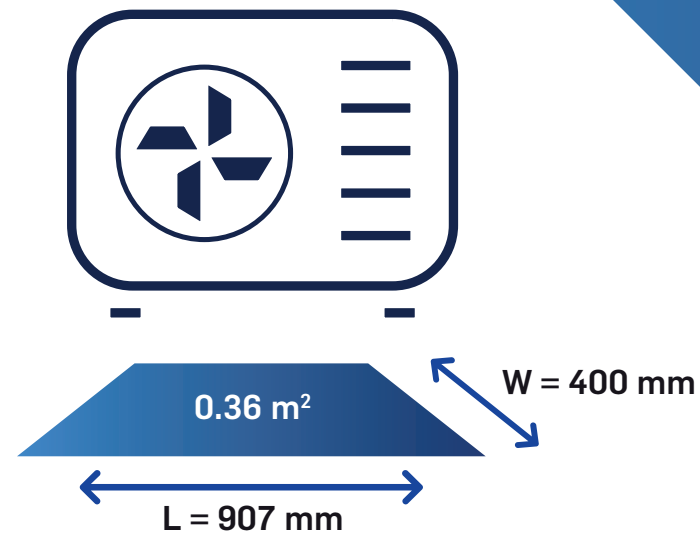
REDUCED FOOTPRINT



30%
5.5 TR ODU

Lower-footprint 5.5 TR ODU as compared to a conventional 5.5 TR ducted system

ADD COMFORT TO YOUR COMMERCIAL SPACE



36%
4.0 TR ODU

Lower-footprint 4 TR ODU as compared to a conventional 4 TR ducted system



Model		1.5 TR Furred in		2.0 TR Furred in		3.0 TR DUCTED		4.0 TR DUCTED	
		INDOOR UNIT	OUTDOOR UNIT	INDOOR UNIT	OUTDOOR UNIT	INDOOR UNIT	OUTDOOR UNIT	INDOOR UNIT	OUTDOOR UNIT
		42CX006GA	51MSG-018GRC	42CX008GA	51MSG-024GRC	40LC004GB	51MSG-036GSF	40LC005GB	51MSG-048GSF
Nominal Static Pressure	Pa	(0)(10)		(0) (10)		(0) (20)		(0) (20)	
Nominal Cooling Capacity*	Ton	(1.5)(1.4)		(1.9)(1.8)		(3.0) (2.9)		(4.0) (3.9)	
	BTU/hr	18000		22211		(38,560) (34,800)		(48,000) (46,800)	
	watt	5275		6510		(11,301) (10,300)		(14,068) (13,700)	
Number of Units		1	1	1	1	1	1	1	1
Nominal Air Quantity	CMH	(1037)(985)	3060	(1224)(1164)	3655	(2,040) (1,870)	4,080	(2,720) (2,500)	5,440
	CFM	(610)(580)	1800	(720)(685)	2150	(1,200) (1,100)	2,400	(1,600) (1,470)	3,200
Power Supply (V-ph-Hz)		230 +/-10% / 50 / 1	230 +/-10% / 50 / 1	230 +/-10% / 50 / 1	230 +/-10% / 50 / 1	230 ± 10% - 1 - 50	400 ± 10% -3-50	230 ± 10% - 1 - 50	400 ± 10% -3-50
Fan	Type	Direct-Driven DIDW Forward-Curved Centrifugal Fan	Axial	Direct-Driven DIDW Forward-Curved Centrifugal Fan	Axial	Direct-Driven DIDW Forward-Curved Centrifugal Fan	Axial	Direct-Driven DIDW Forward-Curved Centrifugal Fan	Axial
	Quantity / Unit	2	1	2	1	2	1	2	1
	Discharge	Horizontal	Horizontal	Horizontal	Horizontal	Horizontal	Horizontal	Horizontal	Horizontal
Fan Motor	Type	Permanent Split Capacitor Type	Permanent Split Capacitor Type	Permanent Split Capacitor Type	Permanent Split Capacitor Type	Permanent Split Capacitor Type	Permanent Split Capacitor Type	Permanent Split Capacitor Type	Permanent Split Capacitor Type
	Quantity	1	1	1	1	1	1	1	1
	watt	90	68	90	106	125	124	300	350
Control Type		LED 7 segment display		LED 7 segment display		LED Display		LED Display	
Overall Dimensions	Length (mm)	570	325	507	325	1,205	904	1,205	904
	Width (mm)	1210	904	1210	904	725	325	725	325
	Height (mm)	245	667	245	820	345	692	345	820
Compressor	Type	-	Rotary Compressor	-	Rotary Compressor	-	Rotary Compressor	-	Rotary Compressor
	Quantity	-	1	-	1	-	1	-	1
Net Weight	kilogram (kg)	30	42	30	42	45	65	46	70
Refrigerant	kilogram (kg)	-	R22(0.9)	-	R22(1.0)	-	R-410A (2.05)	-	R-410A (2.7)
Liquid Line	Inches	-	1/4"	-	1/4"	-	3/8"	-	3/8"
Suction Line	Inches	-	1/2"	-	5/8"	-	3/4"	-	3/4"
Standard Pipe length	Meter	5		5		7.5		7.5	
Expansion Device		-	Capillary	-	Capillary	-	Capillary	-	Capillary

**The above designs and specifications are subject to change without prior notice for product improvement

*Cooling capacity under IS-8148 test conditions

5.5 TR DUCTED		8.5 TR DUCTED		11.0 TR DUCTED		11.0 TR DUCTED (TWIN CDU)		16.5 TR DUCTED (R-410A)	
INDOOR UNIT	OUTDOOR UNIT	INDOOR UNIT	OUTDOOR UNIT	INDOOR UNIT	OUTDOOR UNIT	INDOOR UNIT	OUTDOOR UNIT	INDOOR UNIT	OUTDOOR UNIT
40LC-007GD	38LH-066GSG	40LC-010GB	38LH-102GSD	40LC-012GB	38LH-132GSD	40LC-012GC	38LH-066GSM+38LH-066GSS	40LC-018GD	38LH-102GSDM+38LH-102GSDS
(0) (30)		(0) (30)		(0) (40)		(0) (40)		(0) (40)	
(5.5) (5.2)		(8.5) (8.2)		(11.0) (10.5)		(11.0) (10.5)		(16.5) (16.0)	
(66000) (61860)		(102,000) (98,400)		(132,000) (126,000)		(132,000) (126,000)		(198,000) (192,000)	
(19338) (18130)		(29,894) (28,500)		(38,687) (37,000)		(38,687) (36,900)		(58,028) (56,200)	
1	1	1	1	1	1	1	1	1	2
(3740) (3570)	7,225	(5,780) (5,440)	10,625	(7,480) (7,055)	13,090	(7,480) (7,055)	7,225	(11,560) (11,044)	10,625
(2,200) (2,100)	4,250	(3,400) (3,200)	6,250	(4,400) (4,150)	7,700	(4,400) (4,150)	4,250	(6,800) (6,500)	6,250
230 ± 10%- 1-50	400 ± 10%-3-50	230 ± 10% - 1 - 50	400 ± 10%-3-50	230 ± 10% - 1 - 50	400 ± 10%-3-50	230 ± 10% - 1 - 50	400 ± 10%-3-50	230 ± 10%-1-50	400 ± 10%-3-50
Direct-Driven DIDW Forward-Curved Centrifugal Fan	Propeller	Direct-Driven DIDW Forward-Curved Centrifugal Fan	Propeller	Direct-Driven DIDW Forward-Curved Centrifugal Fan	Propeller	Direct-Driven DIDW Forward-Curved Centrifugal Fan	Propeller	Direct-Driven DIDW Forward-Curved Centrifugal Fan	Propeller
2	1	2	1	3	1	3	1	3	1
Horizontal	Horizontal	Horizontal	Horizontal	Horizontal	Horizontal	Horizontal	Horizontal	Horizontal	Horizontal
Permanent Split Capacitor Type	Permanent Split Capacitor Type	Permanent Split Capacitor Type	Permanent Split Capacitor Type	Permanent Split Capacitor Type	Permanent Split Capacitor Type	Permanent Split Capacitor Type	Permanent Split Capacitor Type	Permanent Split Capacitor Type	Permanent Split Capacitor Type
1	1	1	1	2	1	2	1	3	1
450	350	475	470	475 & 370	470	475 & 370	350	1,350	470
LED Display		LED Display		LED Display		LED Display		LED Display	
1,205	904	1,646	982	1,900	982	1,900	904	1,946	982
725	325	700	610	925	610	925	325	970	610
345	820	460	930	460	1,100	460	820	684	930
-	Scroll Compressor	-	Scroll Compressor	-	Scroll Compressor	-	Scroll Compressor	-	Scroll Compressor
-	1	-	1	-	1	-	1	-	1
46	77	91	138	130	152	130	65	155	138
-	R-410A (2.7)	-	R-410A (4.8)	-	R-410A (6.2)	-	R-410A (4.3)	-	R-410A (5.0)
-	1/2"	-	5/8"	-	5/8"	-	1/2"	-	5/8"
-	7/8"	-	1-1/8"	-	1-1/8"	-	7/8"	-	1-1/8"
7.5		7.5		7.5		12		8.5	
Thermal Expansion Device	-	Thermal Expansion Device	-	Thermal Expansion Device	-	Thermal Expansion Device	-	Thermal Expansion Device	-

**The above designs and specifications are subject to change without prior notice for product improvement

*Cooling capacity under IS-8148 test conditions