

DSN


SERIES Built to order

Submersible Sewage Non-Clog Pumps

- Non-clog type impeller is used in DSN series pumps to achieve highly efficient performance without clogging.
- This series is perfect for transferring and discharging wastewater containing a high content of shaped solids.
- There are two variations in these models: quick coupling and flange connection type.
- Maximum discharge diameter: 800mm (32 inch), maximum motor output: 90kW (110HP)
*Please contact us or our dealers in regards of models with diameters above 600mm (24 inch)
- The motor cooling structure adapts as standard to achieve continuous operation of the pumps with the motor in the air (only for models above 22kW).
*For more information, refer to page 9.
- Infiltrative water detector and miniature thermal protector are adopted as motor protectors to prevent motor burnout (only for models above 22kW).
*For more information, refer to page 10.

✓ Applications

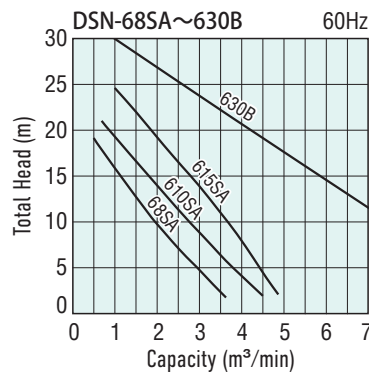
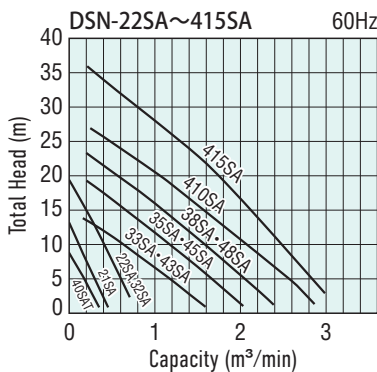
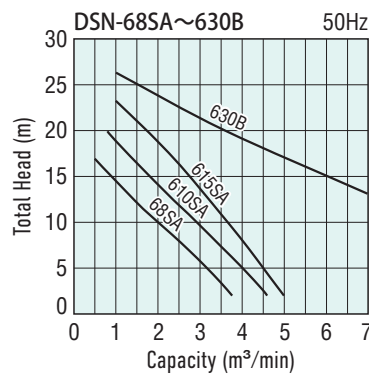
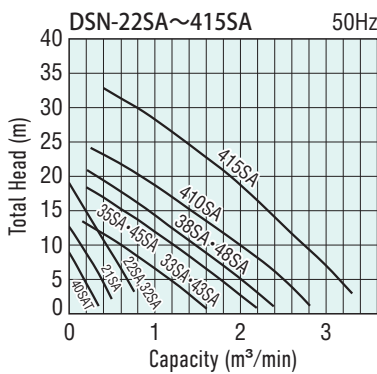
- Drainage of sewage and wastewater at treatment plants
- Supplying irrigation water
- Sewage transfer at food processing factories and stock farms
- Drainage for building facilities and sanitation systems
- Drainage roads, underpasses, and rainwater



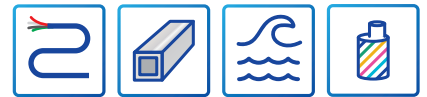
DSN-415SA
(Quick Coupling Type)

DSN-415SA
(Flange Connection Type)

Performance Curve



Option

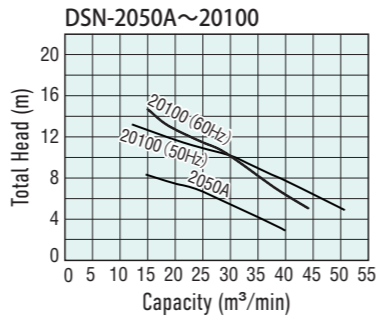
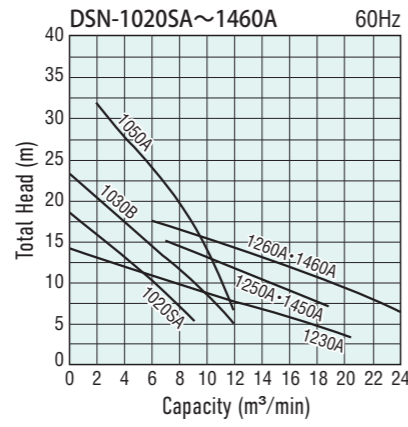
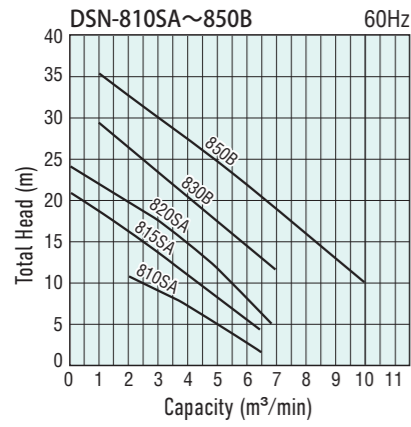
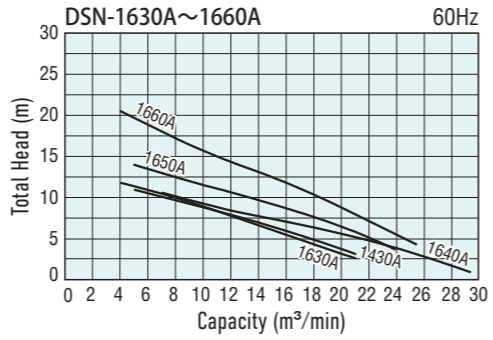
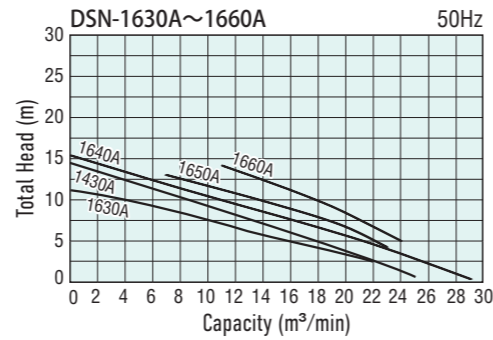
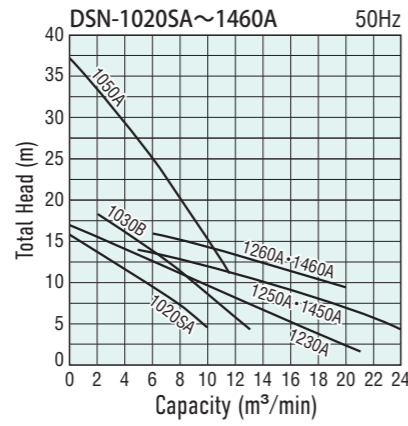
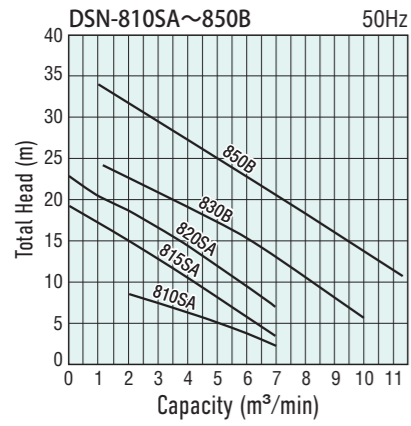


Cable Extension Material Change Seawater Resistant Painting Change

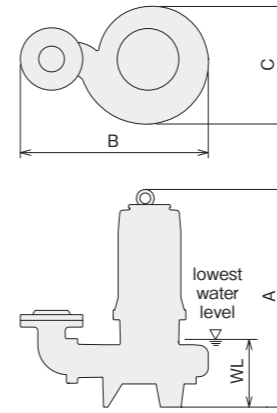


Sacrificial Anode Lubricant Oil Change

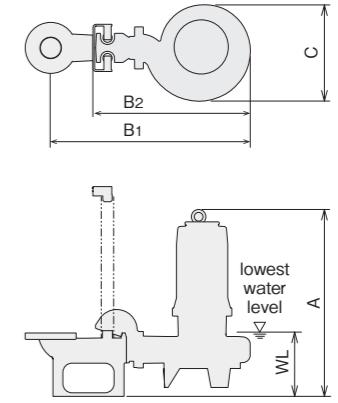
The available options vary depending on the model. For more information, refer to "Option" page 53.



External Diagram (Flange Connection Type)



External Diagram (Quick Coupling Type)



Pump Models	A	B	C	WL
DSN-40SAT	414	249	170	135
DSN-21SA	414	249	170	135
DSN-22SA	454	418	192	139
DSN-32SA	454	433	192	140
DSN-33SA	550	524	292	190
DSN-35SA	612	543	331	190
DSN-38SA	640	601	355	190
DSN-43SA	550	541	292	190
DSN-45SA	612	560	331	190
DSN-48SA	640	618	355	190
DSN-410SA	675	633	387	190
DSN-415SA	782	848	486	255
DSN-68SA	713	836	400	260
DSN-610SA	748	836	400	260
DSN-615SA	805	890	450	280
DSN-630B	1,200	999	492	445
DSN-810SA	1,008/999	1,021	530/504	550
DSN-815SA	999	1,021	504	550
DSN-820SA	999	1,021	504	550
DSN-830B	1,200	1,110	523	455
DSN-850B	1,631	1,315	692	575
DSN-1020SA	1,008	1,095	530	660
DSN-1030B	1,268	1,117	555	525
DSN-1050A	1,701	1,304	678	630
DSN-1230A	1,777	1,369	712	750
DSN-1250A	1,829	1,369	712	750
DSN-1260A	1,777	1,369	712	750
DSN-1430A	1,777	1,508	791	825
DSN-1450A	1,829	1,508	791	825
DSN-1460A	1,777	1,508	791	825
DSN-1630A	1,777	1,707	896	825
DSN-1640A	1,829	1,707	896	825
DSN-1650A	1,829	1,707	896	825
DSN-1660A	1,777	1,707	896	825
DSN-2050A	2,200	2,258	1,190	1,150
DSN-20100	2,200	2,258	1,190	1,150

Pump Models	A	B1	B2	C	WL
DSN-40SATP	460	411	332	170	180
DSN-21SAP	460	411	332	170	180
DSN-22SAP	530	575	430	192	215
DSN-32SAP	570	633	473	192	255
DSN-33SAP	620	724	564	292	260
DSN-35SAP	682	743	583	331	260
DSN-38SAP	710	801	641	355	260
DSN-43SAP	620	724	564	292	260
DSN-45SAP	682	743	583	331	260
DSN-48SAP	710	801	641	355	260
DSN-410SAP	745	816	656	387	260
DSN-415SAP	861	991	831	486	335
DSN-68SAP	779	949	759	400	325
DSN-610SAP	814	949	759	400	325
DSN-615SAP	871	1003	813	450	345
DSN-630BP	1093	986	786	492	390
DSN-810SAP	982/974	1,099/1,095	914/910	505/474	550
DSN-815SAP	974	1,095	910	474	550
DSN-820SAP	974	1,095	910	474	550
DSN-830BP	1,160	1,032	802	523	415
DSN-850BP	1,539	1,238	1,008	692	485
DSN-1020SAP	1,000	1,127	914	505	650
DSN-1030BP	1,263	1,232	899	555	520
DSN-1050AP	1,652	1,419	1,086	678	575
DSN-1230AP	1,722	1,441	1,076	712	695
DSN-1250AP	1,774	1,441	1,076	712	695
DSN-1260AP	1,722	1,441	1,076	712	695
DSN-1430AP	1,761	1,593	1,193	791	780
DSN-1450AP	1,784	1,593	1,193	791	780
DSN-1460AP	1,761	1,593	1,193	791	780
DSN-1630AP	1,682	1,733	1,293	896	805
DSN-1640AP	1,734	1,733	1,293	896	805
DSN-1650AP	1,734	1,733	1,293	896	805
DSN-1660AP	1,682	1,733	1,293	896	805
DSN-2050AP	1,990※	2,250	1,700	1,190	995
DSN-20100P	1,990※	2,250	1,700	1,190	995

The figure in the left of "m" is for 50Hz, in the right is for 60 Hz.

The figure in the left of "m" is for 50Hz, in the right is for 60 Hz. Dimensions may vary depending on the motor output.

Specifications

Discharge Diameter	Pump Models	Motor Output		50Hz Total Head		50Hz Capacity			60Hz Total Head			60Hz Capacity			Width	Height		Weight (Without Cable)		Cable Length		
		kW	HP	m	Ft	m³/min	m³/hr	USGPM	m	Ft	m³/min	m³/hr	USGPM	mm		in	mm	in	kg	lb	m	Ft
50	2	DSN-40SAT	0.4	0.5	6	20	0.2	12	53	7.5	25	0.2	12	53	249	9.8	414	16.3	17	37	6	19.7
50	2	DSN-21SA	0.75	1	8.2	27	0.2	12	53	7.5	25	0.2	12	53	249	9.8	414	16.3	18	40	6	19.7
65	3	DSN-22SA	1.5	2	10.6	35	0.4	24	106	10	33	0.4	24	106	418	16.5	454	17.9	29	64	8	26.2
80	3	DSN-32SA	1.5	2	10.6	35	0.4	24	106	10	33	0.4	24	106	433	17.0	454	17.9	29	64	8	26.2
80	3	DSN-33SA	2.2	3	8.4	28	0.8	48	211	8.6	28	0.8	48	211	524	20.6	550	21.7	58	128	8	26.2
80	3	DSN-35SA	3.7	5	11.8	39	1	60	264	11.8	39	1	60	264	543	21.4	612	24.1	70	154	8	26.2
80	3	DSN-38SA	5.5	8	12.9	42	1.2	72	317	13.6	45	1.2	72	317	601	23.7	640	25.2	95	209	8	26.2
100	4	DSN-43SA	2.2	3	8.4	28	0.8	48	211	8.6	28	0.8	48	211	541	21.3	550	21.7	58	128	8	26.2
100	4	DSN-45SA	3.7	5	11.8	39	1	60	264	11.8	39	1	60	264	560	22.0	612	24.1	70	154	8	26.2
100	4	DSN-48SA	5.5	8	12.9	42	1.2	72	317	13.6	45	1.2	72	317	618	24.3	640	25.2	95	209	8	26.2
100	4	DSN-410SA	7.5	10	15.2	50	1.4	84	370	16.7	55	1.4	84	370	633	24.9	675	26.6	108	238	8	26.2
100	4	DSN-415SA	11	15	22	72	1.57	94.2	415	22	72	1.58	94.8	417	848	33.4	782	30.8	216	476	8	26.2
150	6	DSN-68SA	5.5	8	10	33	2	120	528	10	33	1.96	117.6	518	836	32.9	713	28.1	122	269	8	26.2
150	6	DSN-610SA	7.5	10	12	39	2.48	148.8	655	12	39	2.33	139.8	616	836	32.9	748	29.4	134	295	8	26.2
150	6	DSN-615SA	11	15	16	52	2.54	152.4	671	16	52	2.6	156	687	890	35.0	805	31.7	215	474	8	26.2
150	6	DSN-630B	22	30	22	72	2.4	144	634	25	82	2.4	144	634	1,000	39.4	1,160	45.7	396	873	10	32.8
200	8	DSN-810SA	7.5	10	5.3	17	4.5	270	1,189	8	26	3.7	222	977	1,021	40.2	999	39.3	3,158	6,962	8	26.2
200	8	DSN-815SA	11	15	11	36	4	240	1,057	9.9	32	4.5	270	1,189	1,021	40.2	999	39.3	300	661	8	26.2
200	8	DSN-820SA	15	20	14.6	48	4	240	1,057	13.5	44	4.5	270	1,189	1,022	40.2	999	39.3	310	683	8	26.2
200	8	DSN-830B	22	30	18	59	4.5	270	1,189	19	62	4.5	270	1,189	1,115	43.9	1,160	45.7	450	992	10	32.8
200	8	DSN-850B	37	50	27	89	4.5	270	1,189	26	85	4.5	270	1,189	1,315	51.8	1,590	62.6	765	1,687	10	32.8
250	10	DSN-1020SA	15	20	9.3	31	6.3	378	1,664	8.7	29	7.1	426	1,876	1,095	43.1	1,008	39.7	330	728	8	26.2
250	10	DSN-1030B	22	30	12	39	7	420	1,849	13	43	7	420	1,849	1,120	44.1	1,225	48.2	480	1,058	10	32.8
250	10	DSN-1050A	37	50	22	72	7	420	1,849	22	72	7	420	1,849	1,305	51.4	1,610	63.4	765	1,687	10	32.8
300	12	DSN-1230A	22	30	8.5	28	11	660	2,906	8.5	28	11	660	2,906	1,370	53.9	1,740	68.5	900	1,984	10	32.8
300	12	DSN-1250A	37	50	12	39	11	660	2,906	12.5	41	11	660	2,906	1,370	53.9	1,790	70.5	925/915	2,039/2,017	10	32.8
300	12	DSN-1260A	45	60	14	46	11	660	2,906	15	49	11	660	2,906	1,370	53.9	1,790	70.5	940/930	2,072/2,050	10	32.8
350	14	DSN-1430A	22	30	7	23	14	840	3,698	7	23	14	840	3,698	1,510	59.4	1,740	68.5	975	2,149	10	32.8
350	14	DSN-1450A	37	50	10.5	34	14	840	3,698	10.5	34	14	840	3,698	1,510	59.4	1,790	70.5	1,015/1,005	2,237/2,215	10	32.8
350	14	DSN-1460A	45	60	12.5	41	14	840	3,698	13	43	14	840	3,698	1,510	59.4	1,790	70.5	1,015/1,005	2,237/2,215	10	32.8
400	16	DSN-1630A	22	30	4.5	15	18	1,080	4,755	4.5	15	18	1,080	4,755	1,707	67.2	1,740	68.5	985	2,172	10	32.8
400	16	DSN-1640A	30	40	6.5	21	18	1,080	4,755	6.5	21	18	1,080	4,755	1,707	67.2	1,790	70.5	975/965	2,149/2,127	10	32.8
400	16	DSN-1650A	37	50	8	26	18	1,080	4,755	7.5	25	18	1,080	4,755	1,707	67.2	1,790	70.5	975/965	2,14		