



WB Redemption Portal International

Germany (DE) German

February 14, 2019

WBEI Privileged & Confidential

WB Redemption Portal UAT and Launch Information

Welcome to the WB Redemption Portal User Acceptance Testing. The objective of this session is to understand the redemption flow and to verify the translations if applicable to your territory. Please go ahead and follow the instructions on this deck and return to me no later than Wednesday, February 20, 2019.

As you know, we are going to start using this redemption portal for International Digital Copy redemption starting February 28, 2019. Once the site is launched, titles releasing on or after February 28 will go through this portal and redeem through Google Play. Titles released prior to February 28 will go through this portal and redeem through Flixster Video.

The site URL is <https://wb.com/redeemdigital> which should be the URL printed on your physical copy inserts. Currently, this URL is redirecting to <https://www.flixstervideo.com>. On February 28, the redirect to Flixster Video will no longer occur.

WB Redemption Portal UAT Quick FAQs

UAT Quick FAQs:

- **What:** User Acceptance Testing Session to prepare for the WB Redemption Portal international launch
- **When:** User Acceptance Testing window start February 18 and end February 20
- **How:** Follow instructions on each slide and mark results as 'Pass' or 'Fail'. If 'Fail', provide reason why testing failed and what the result should be. For example,
 - Result: Fail
 - Reason: Incorrect translation
 - Actual result: Shows text 'Name my is'
 - Expected result: Should be 'My name is'
- **Test URL:** <https://test.digitalredeem.warnerbros.com/>
 - Pages are based on user geolocation and browser language
 - If you are testing for Germany but are not currently in that region, please enter <https://test.digitalredeem.warnerbros.com/?t=de>
 - To see the language specified, set your computer language setting to it and restart your computer.
- **Due Date:** Please return test results to Eunice.Quezon@warnerbros.com no later than February 20, 2019 5pm PST.

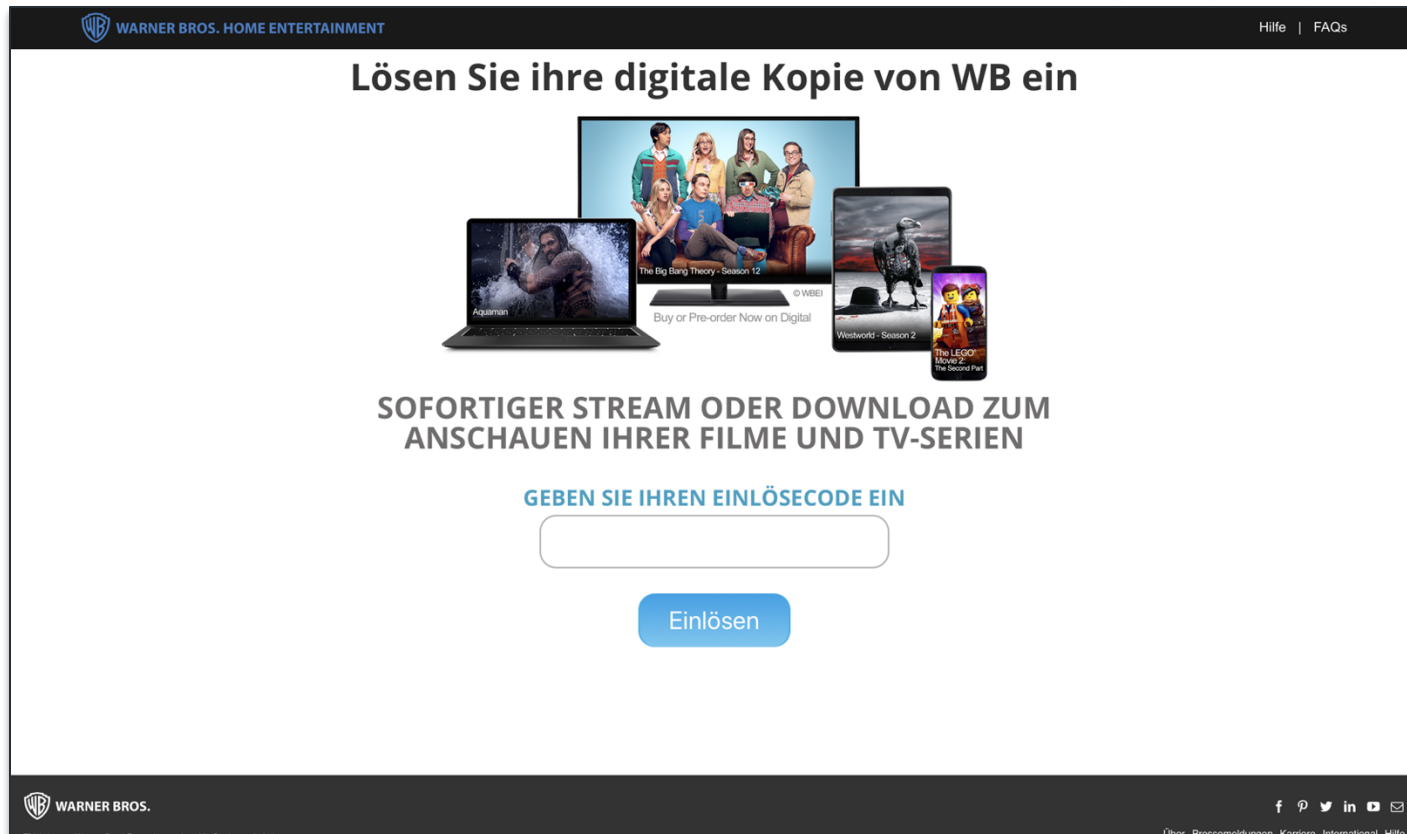
WB Redemption Portal Launch Quick FAQs

Launch Quick FAQs:

- **What:** WB's digital copy portal for digital copy code redemption to launch internationally
- **When:** February 28, 2019
- **How:** Titles releasing on or after February 28, 2019 will go through this portal and redirected to Google Play to complete redemption. Titles that released prior to February 28, 2019 will go through this portal and get routed to Flixster Video.
- **Launch URL:** <https://wb.com/redeemdigital/>
 - Pages are based on user geolocation and browser language
 - **Launch URL FAQ:** <https://wb.com/redeemdigital/faq>

WB Redeem Digital – Landing Page

Go to <https://test.digitalredeem.warnerbros.com/> (browser language must be set to German). The below page should appear



Test Case 1

Landing Page - Verify URL lands on page and page displayed above is what appears

Result (Pass or Fail)

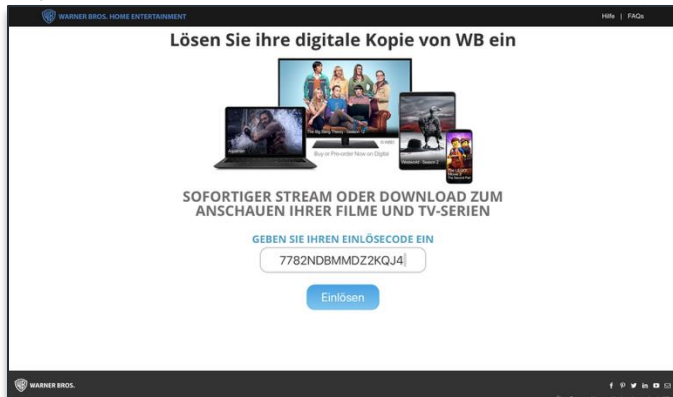
If Fail, describe why

What was the result?

What should the result be?

WB Redeem Digital – Google Play

Step 1: Enter code '7782NDBMMDZ2KQJ4' and click 'Redeem'



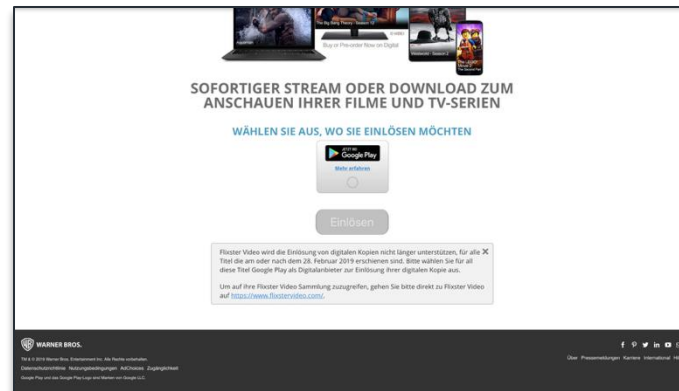
Step 2: Page below appears. Click on 'here'



Step 4: Select Google Play radio button. Redeem button turns blue



Step 3: Message box appears. Close ('x') box



Test URL: <https://test.digitalredeem.warnerbros.com/>

Test Case 2

Redeem on Google Play – verify pages (note: complete redemption on Google Play will not work in test)

Result (Pass or Fail)

If Fail, describe why

What was the result?

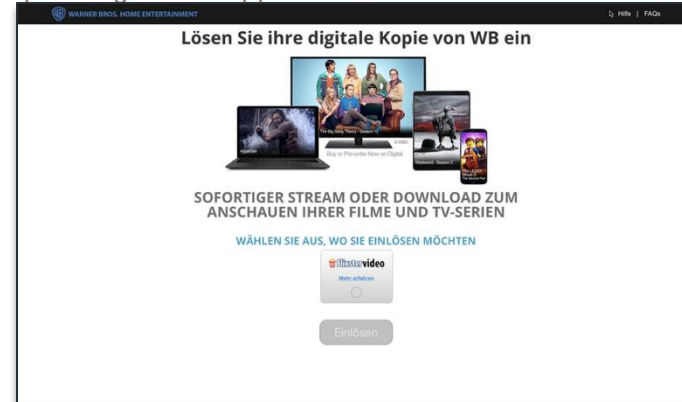
What should the result be?

WB Redeem Digital – Flixster Video

Step 1: Enter code '7ZTF7CGUV6YG8RP3' and click 'Redeem'



Step 2: Page below appears. Click on Flixster Video radio button



Step 3: Select 'Radio Button'. Redeem button turns blue



Test URL: <https://test.digitalredeem.warnerbros.com/>

Test Case 3

Redeem on Flixster Video – verify pages (note: complete redemption on Flixster Video will not work in test)

Result (Pass or Fail)

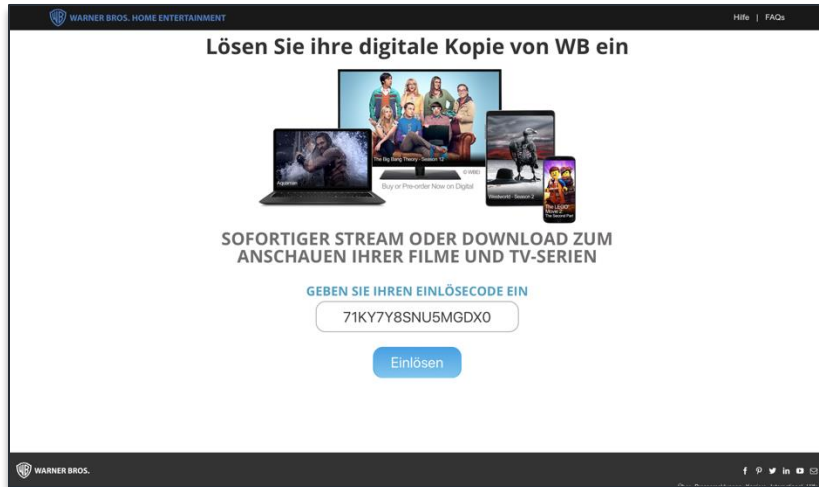
If Fail, describe why

What was the result?

What should the result be?

WB Redeem Digital – Code already redeemed

Step 1: Enter code '71KY7Y8SNU5MGDX0' and click 'Redeem'



Step 2: Code redeemed message should appear with details



Test URL: <https://test.digitalredeem.warnerbros.com/>

Test Case 4

Code already redeemed – verify pages

Result (Pass or Fail)

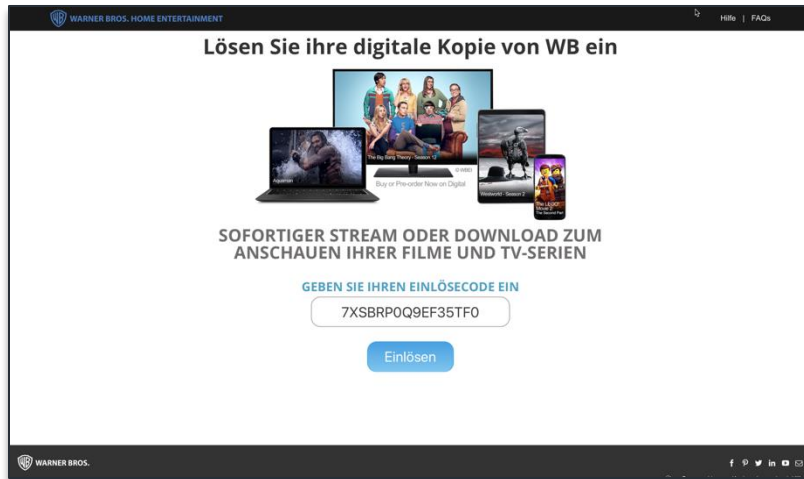
If Fail, describe why

What was the result?

What should the result be?

WB Redeem Digital – Redirect Message

Step 1: Enter code '7XSBRP0Q9EF35TF0' and click 'Redeem'



Step 2: Successful redemption and redirect message appears



Note: Click on your browser's back button to get back to this page

Test URL: <https://test.digitalredeem.warnerbros.com/>

Test Case 5

Result (Pass or Fail)

If Fail, describe why

What was the result?

What should the result be?

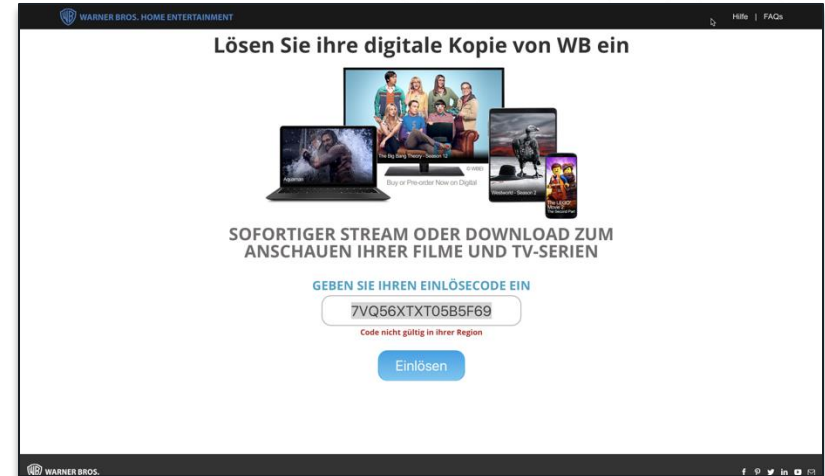
Redirect Message – verify pages

WB Redeem Digital – Invalid Region

Step 1: Enter code '7VQ56XTXT05B5F69' and click 'Redeem'



Step 2: Invalid Region message should appear



Test URL: <https://test.digitalredeem.warnerbros.com/>

Test Case 6

Invalid Region – verify pages

Result (Pass or Fail)

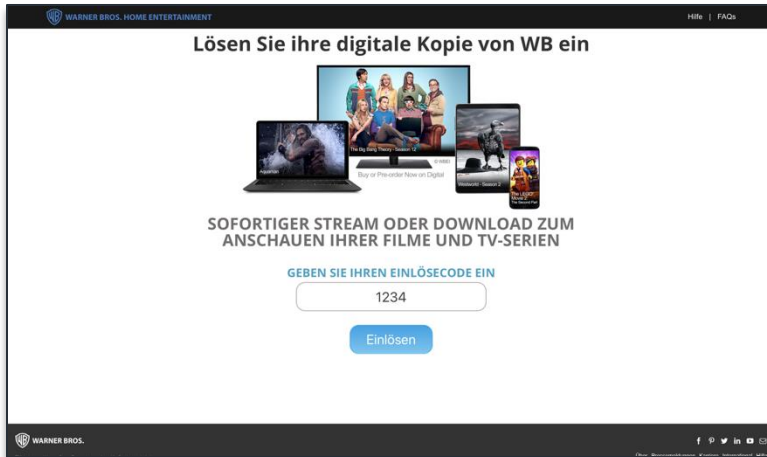
If Fail, describe why

What was the result?

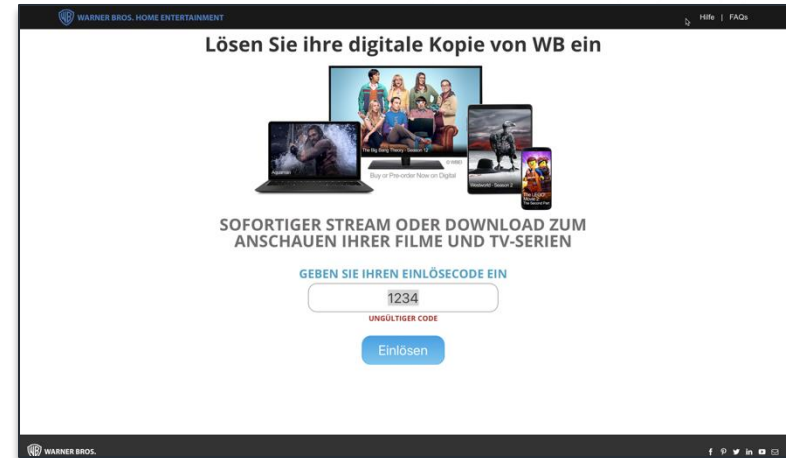
What should the result be?

WB Redeem Digital – Invalid Code

Step 1: Enter code '1234' and click 'Redeem'



Step 2: Invalid code message should appear



Test URL: <https://test.digitalredeem.warnerbros.com/>

Test Case 7

Result (Pass or Fail)

If Fail, describe why

What was the result?

What should the result be?

Invalid Code – verify pages

WB Redeem Digital – FAQs

Click on 'FAQs' in the header menu

WARNER BROS. HOME ENTERTAINMENT [Hilfe](#) | [FAQs](#)

Häufig gestellte Fragen

Wie löse ich meinen Code ein?

Der Beileger in ihrer Blu-ray Disc oder DVD beinhaltet einen alphanumerischen Code. Geben Sie diesen Code ein in das Feld 'Geben Sie ihren Einlösecode ein' und klicken Sie auf 'Einlösen.'

Sofern der Beileger auch einen QR-Code beinhaltet, gibt es auch die Option die digitale Kopie einzulösen, indem Sie den QR-Code mit Hilfe eines QR-Code-Scanners auf ihrem Mobilgerät scannen. (Bitte beachten: QR-Code-Scanner können variieren, abhängig vom Mobilgerät und dem Betriebssystem.)

Nach der Eingabe ihres Codes erhalten Sie die Möglichkeit, den Code bei Flixster Video oder bei Google Play einlösen (vorbehaltlich der Verfügbarkeit der digitalen Kopie dieser Dienste), um den Einlöseprozess abzuschliessen und Zugang zu ihrem Inhalt zu erhalten.

Haben Sie noch weitere Fragen?

Kontaktieren Sie unseren [Kundenservice](#)

WARNER BROS.

TM & © 2019 Warner Bros. Entertainment Inc. Alle Rechte vorbehalten.
Datenschutzrichtlinie Nutzungsbedingungen AdChoices Zugänglichkeit

[f](#) [p](#) [t](#) [in](#) [e](#)

[Über](#) [Pressemeldungen](#) [Karriere](#) [International](#) [Hilfe](#)

Test URL: <https://test.digitalredeem.warnerbros.com/>

Test Case 8	FAQs – verify FAQs page
Result (Pass or Fail)	
If Fail, describe why	
What was the result?	
What should the result be?	