



SCE6000A

Crawler Crane

Quality Changes the World



Max. lifting moment: 7200t · m

Longest boom: 84m

Longest boom+jib: 84m+84m

The parameters, pictures and standard/optional equipment are only for reference in this brochure, the actual machine is based on the effective price list and contract.

■ www.sanyglobal.com

V1.4



Crawler Crane Series SCE6000A

P03

Main
Characteristics

- Product Specification
- Safety Devices

P09

Technical
Parameters

- Major Performance & Specifications
- Outline Dimension
- Transport Dimensions
- Transport Plan
- Self-Assembly Plan

P27

Configurations

- Configuration
- H Configuration
- HDB Configuration
- HJ Configuration
- HJDB Configuration
- HJFJ_3 Configuration
- HJFJDB_6 Configuration
- LJ Configuration
- LJDB Configuration
- ZH Configuration
- ZHDB Configuration
- ZLJ Configuration
- ZLJDB Configuration
- FJh Configuration
- FJhDB Configuration



SCE6000A
SANY CRAWLER CRANE
600 TONS LIFTING CAPACITY

QUALITY CHANGES THE WORLD

Main Characteristics

- Page 04 Product Specification
- Page 07 Safety Devices



Product Specification



Engine

- Model: X15 Cummins America (compiled with European Non-road Tier VI Emission Standard).
- Type: Water-cooled, vertical in-line 6 cylinders, electrical control, turbo-charger, charge air cooling system.
- Displacement: 15L.
- Rated power: 447kW/1800rpm.
- Operation power: 447kW/1800rpm.
- Max. Torque: 2779N·m/1400rpm.
- Starter: 24V-8.5kW.
- Batteries: Four 12V×180Ah capacity batteries.
- Fuel tank capacity: 1000L.

Electrical control system

- Self-developed SYIC-I integrated control system is adopted with higher integration, precise operation and reliable quality.
- Control system consists of power system, engine system, main control system, LMI system, auxiliary system and safety monitoring system.
- Main electrical components are from internationally or industrially well-known brands, and they can perform stably in such bad environment as in severe low or high temperature, plateau, and sandstorms. The design with multi-stage safety limits and kinds of safety signal indicators, totally complies with CE Standard.
- LMI, combined monitors and closed circuit monitor are directly visible to operator. LMI detects the lifting moment and other status; combined monitors display operation conditions, limited status under control and alarms; closed circuit monitor monitors working conditions of the winch and rear parts. For armrest boxes at both sides, there are three operation levers, and the button switches the control functions, so the function elected and respective operating range of the lever will appear on the monitors.

Hydraulic system

- Main pumps: Five close piston pumps of electronic proportion are adopted to provide oil supply for main actuators of main machine.
- Assisting pump: Electronic proportion open piston pump, providing oil for assisting cylinder.
- Back-stop pump: Load-sensitive feedback pump, providing oil for back-stop system.
- Gear pump: Dual-gear pump for oil-boosting system, oil radiator, A/C control circuit.
- Control: Closed main pump adopts electronically controlled system, and the electronic lever controls the closed the pump and variable-placement motor.
- Rated pressure of main system: 35MPa.
- Rated oil boosting system: 3.5 MPa.
- Hydraulic tank capacity: 800L.
- Components: Hydraulic system of load hoisting, traveling, swing, hoisting and luffing, servo, anti-backstop, cooling, aux. system. Main components are all imported originally.
- Features: Closed circuit is adopted for all load hoisting hydraulic, traveling hydraulic, luffing hydraulic and swing hydraulic system, featured by saving energy, high-efficiency, fast-reaction, low heat emission, and long service life.
- Servo hydraulic system adopts electronic proportion controlled components for accurate and smart control.
- Backstop hydraulic system adopts external-controlled releasing balance valve on the hydraulic, safety and reliable.
- Cooling system is featured with high radiating power and excellent cooling result.

Cab and control

- Fully-enclosed steel frame structure and large area of glass window at front, sides and top make brightened cab with broaden view. The floating, damping and de-noising, and multi-stage adjusted seat, and air conditioner enable better operating experience. There are control lever, control button and ignition lock fitted in the right and left armrest box and assisting control box. The low noise (less than 85dB), the ergonomically designed seat and buttons realize more comfortable operation. The cab can tilt up from 0°~24° for broaden view and rotates to the front of the platform for convenient transport.

Closed circuit camera system

- The camera system is fitted with two monitors and multi cameras, each monitor displaying four pictures simultaneously at most, realizing real-time monitoring the rope rotating of the winch drum, lifting status of the superlifting counterweight and surrounding.
- The system is equipped with recording function, and longest reserving time can be up to 76 hours, providing reference to the operation and accident.



Product Specification

Main and aux. load hoist mechanism

- A variable hydraulic motor drives the planetary gear reducer to control the lifting and lowering of main hoists I and II. A good inching performance is provided. The highest speed can be realized through main hoist I and II. Synchronization function is designed. One hoist for load less than 300t, dual main hoists work at the same time for load exceeding 300t; When single rope pull of any main hoist is larger than 6t, the synchronization function acts, winching speed of out most layer reaches 140m/min, and the largest parts of line is 40. Multiple layers of wire rope on fold-line drum can avoid messing rope. The gearbox is quiet and efficient, with longer service life and convenient fuel change.

Main load hoist mechanism I	Drum diameter	630mm
	Rope speed on the outermost work layer	0~140m/min
	Wire rope diameter	28mm
	Wire rope length of main hoist I	1000m
	Rated single line pull	17.8t
Main load hoist mechanism II	Drum diameter	630mm
	Rope speed on the outermost work layer	0~140m/min
	Wire rope diameter	28mm
	Wire rope length of main hoist II	1000m
	Rated single line pull	17.8t

Boom/jib/superlift hoist mechanism

- Including: Luffing mechanisms of the boom, jib and superlift.
- All luffing winches adopt fold-line drums, which are driven by hydraulic motor through the planetary gear box and can realize a number of compound actions and good inching performance.

Boom hoist mechanism	Drum diameter	630mm
	Rope speed on the outermost work layer	(0~70)×2m/min
	Wire rope diameter	28mm
	Wire rope length of boom hoisting	600m
Jib luffing mechanism	Drum diameter	630mm
	Rope speed on the outermost work layer	0~110m/min
	Wire rope diameter	28mm
	Wire rope length of jib luffing	730m
Superlift mast luffing mechanism	Drum diameter	630mm
	Rope speed on the outermost work layer	0~110m/min
	Wire rope diameter	28mm
	Wire rope length of superlift luffing	800m

Swing mechanism

- Swing hydraulic system adopts dual motors and is driven by the the planetary reducer via gear. It can realize 360° swinging range, infinitely variable swing speed of 0~0.86r/min, and steady free flipping function, without shocking at start and stop.
- Swing ring: three-row roller external-engaged bearing.

Carbody

- The hydraulic cylinder drives power pin to be connected with track frame to facilitate the assembly and disassembly. Frame structures are welded by high-strength steel. Larger chassis design greatly improves the stability of the crane.
- Carbody counterweight: Total weight:50t, each 25t at rear and front, including counterweight tray: 15t×2, 10t standard counterweight block×2.

Crawler assembly

- Track frame: Each track frame is equipped with an independent travel driving device. A hydraulic travel motor drives the planetary gear reducer and realizes independent traveling through the transmission of driving wheel. There are 4-stage speeds: 0.33km/h, 0.55km/h, 0.77km/h, 1.00km/h. The travel system is configured with high and low speeds: sufficient traction is provided in low speed to to travel with 100% load, while faster job-site transfer is possible in high travel speed. Infinite variable speed can be realized in travel driving system.
- Track shoe: It is manufactured by advanced casting techniques and materials with high strength and good wear resistance. After assembled on the machine, the tension can be adjusted by a hydraulic jack with shims used to secure the crawler position.

Operation equipments

- All operation equipments adopt high-strength steel tubes and plates; the sheaves at boom tops and hooks are made of milled welded steel.

Product Specification



Counterweight

- Counterweight include carbody counterweight, rear counterweight, superlift counterweight and additional rear counterweight, and the details are listed below:

Name	Quantity	Length (m)	Width (m)	Height (m)	Unit Weight (t)
Carbody counterweight tray	2	2.99	2.94	1.06	15
Carbody counterweight block	2	2.85	2.4	0.45	10
Rear counterweight tray	2	3.18	2.83	1.8	10
Rear counterweight block	20	2.85	2.4	0.45	10
Rear counterweight block	2	2.85	2.4	0.255	5
Superlift counterweight tray	1	8.6	2.5	1.85	10
Superlift counterweight block	20	2.85	2.4	0.45	10
Additional rear counterweight tray	1	3.54	2.95	2.74	7.29

Boom

- The boom is a spatial lattice structure with equal section areas for inserts and tapered section areas for both ends. With pipes welded together, and boom tip and root strengthened with steel plates, it can better transfer the load.
- The length of the boom ranges from that (24m) of the base boom to the maximum length (84m) and it can be increased progressively by 6m.
- Composition: Boom base 12m×1, transitional insert 10.5m×1, connecting section (boom top) 1.5m×1, boom insert 6m×2, and boom insert 12m×4.
- Optional offers: 3m boom(for wind energy configuration), 72m power boom (12m×5+6m×2).
- The extension jib can install on the boom top.

Fixed jib

- The fixed jib is a spatial lattice structure with equal section areas for inserts and tapered section areas for both ends. With pipes welded together, and boom tip and root strengthened with steel plates, it can better transfer the load.
- The length of fixed jib is 12m, and with jib extension.

Luffing jib

- The luffing jib is a spatial lattice structure with equal section areas for inserts and tapered section areas for both ends. With pipes welded together, and boom tip and root strengthened with steel plates, it can better transfer the load.
- The length of the luffing jib ranges from 24m to 84m.
- Composition: Jib base 9m×1, jib insert 6m×3, jib insert 12m×4, and jib top 9m×1.
- The extension jib can install on the jib top.

Superlift device

- The superlift mast is a spatial lattice structure with equal section areas for inserts and tapered section areas for both ends. With pipes welded together, and boom tip and root strengthened with steel plates, it can better transfer the load.
- The superlift mast is 30m long.
- Composition: Mast base 12m×1, insert section 6m×1, and mast top 12m×1.

Hook

- 6 kinds of hooks are available, and specific parameters are as follows:

Hook	Maximum lifting capacity	Quantity	Number of pulleys	Basic weight	Recommended weight	CW block number of recommended weight
500t	500t	1	2×13	11.53t	11.53t	-
350t	350t	1	2×7	8.04t	11.2t	4
180t	180t	1	2×3	4.85t	8.01t	4
160t	160t	1	5	2.51t	4.09t	2
50t	50t	1	1	1.45t	1.45t	-
16t ball hook	16t	1	-	0.94t	0.94t	-

Note:

The 500t hook, 350t hook and 180t hook can be respectively decomposed to 250t hook, 175t hook and 90t hook.

For shield configuration, 160t hook of a single sheave is available.

Safety Devices



Operating weight

- The operating weight is about 490t, including the upperworks, lowerworks, rear counterweight of basic machine, carbody counterweight, 24m basic boom and 500t hook.

Ground bearing pressure

- The average ground pressure of machine with basic boom is 0.185MPa.

Gradeability

- The gradeability of machine with basic boom is 30%.

Load moment limiter

- The proprietary load moment limiter independently -developed by Sany is adopted, which forms a network with other controllers through CAN bus line, so as to realize safe and reliable control. The load moment limiter can automatically detect the hoisting weight of the crane and the angle of the boom, and display the rated load capacity, actual load, working radius, and the lifting height of the hook.
- The load moment limiter system consists of a large-screen color display, a host computer, angle sensors, tension sensors, pressure sensors and other components.

Over-hoist protection of the main and auxiliary hooks

- It is used to prevent the over-hoist of the hook. When the lifting hook is raised to a certain height, the limit switch will start working, and hook will be automatically cut off from moving up by the control system. Meanwhile, the display and the buzzer will give alarms. At this moment, only hook lowering is allowed to prevent over-hoist action.

Over-release protection device of the main and auxiliary hook

- It is used to prevent the wire rope over-release. When the wire rope is released to the last three wraps, the limit switch will start working, and the releasing of rope will be automatically stopped by the control system. Meanwhile, the display and the buzzer will give alarms. At this moment, only rope retraction is allowed to prevent over release action.

Assembly/work mode switchover

- In assembly mode, some of the safety devices cannot function properly, such as jib lowering limit, boom angle limit in LML, and overload, so as to facilitate the crane assembly.
- In work mode, all safety devices can function properly.

Boom angle limit

- When boom angle exceeding 85° and jib angle exceeding 75°, corresponding limit switch will be triggered, and the control system will automatically cut off the boom hoisting. Meanwhile, the display and the buzzer will give alarm. At this moment, boom/jib luffing winch won't hoist but it can still lower down.
- When the boom angle is less than 30° and jib angle less than 15°, the control system will automatically cut off the boom/jib from further lowering. Meanwhile, the display and the buzzer will give alarms. At this moment, boom/jib luffing winch won't be able to lower. This protection is automatically controlled by Load Moment Limiter.

Back-stop device

- The boom and the superlift mast are respectively equipped with a pair of back-stop cylinders. The high pressure of the cylinder shall be overcome when the boom tilts backwards, and high pressure oil will be supplemented automatically when the boom swings forwards to increase the tension and prevent the boom vibration and shaking back.
- The jib rear mast is equipped with a pair of back-stop cylinders, while the jib front mast is equipped with a pair of pneumatic cylinders to prevent the mast from the backward inclination and tension of the jib luffing wire rope.

Brake of hoisting mechanism

- All hoisting brakes are spring loaded normally closed disc brakes, which are featured with large braking force, maintenance-free, safe and reliable, and long service life.

CCTV monitoring system

- It can be used to monitor the winding conditions of wire ropes of each hoisting mechanism, the conditions of superlift weight, and conditions around the equipment.

Safety Devices



Failure auto-diagnosis system

- Failure code can help troubleshooting easily.

Black box

- It is able to record the operation data and machine movement, and analyze the remaining running conditions and service life of machine based on the actual performance.

Pharos

- It is mounted on the top of the boom/jib and alerts in air during night.

Anemometer

- It is mounted on the top of the boom/jib to monitor the wind speed in real time and display relative data on the monitor.

Electronic level indicator

- It displays the tilting angle of the crane on the monitor in real time and protects the safe operation of the crane.

Lightning protection device

- It includes the lightning protection device and the surge protection device, which can effectively protect the electric system elements and workers from lightning.

Hook latch

- The lifting hook is installed with a baffle plate to prevent wire rope from falling off.

Swing and traveling alarm

- During swing and traveling, the alarm horn will be blown per certain frequency to alert the personnel around the crane. The horn can be shut off through the display.

Function lock

- The operation will be locked by pulling up the function locking lever on the right side of the seat inside the driver's cab or when the operator left the seat, after which no operating handles will be working so that improper operation caused by the body collision when getting on and off the crane can be avoided.

Regulation of engine power ultimate load and stalling protection

- The controller can monitor the engine power so as to prevent stalling.

Engine status monitoring

- It can show the engine coolant temperature, fuel volume, total working hours, engine oil pressure, engine speed, battery and voltage.

Remote monitoring system

- It monitors and analyzes the operation data so as to realize remote diagnosis of faults and timely solution.

Emergent stop

- In a sudden loss of control, press the emergent stop, and brakes will be applied on all actions such as hoisting, luffing, swing and traveling and engine stop.




SCE6000A
SANY CRAWLER CRANE
600 TONS LIFTING CAPACITY

QUALITY CHANGES THE WORLD

Technical Parameters

- Page 10 Major Performance & Specifications
- Page 11 Outline Dimension
- Page 13 Transport Dimensions
- Page 21 Transport Plan
- Page 26 Self-Assembly Plan

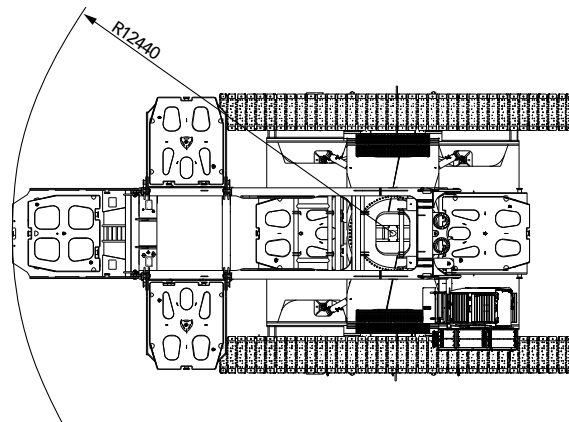
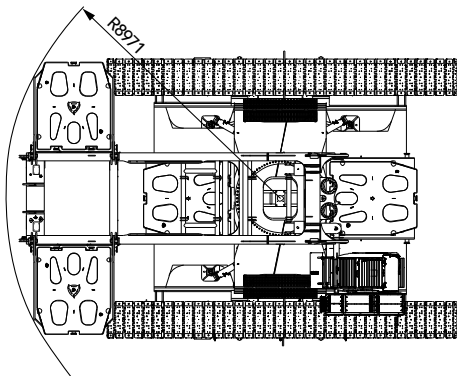
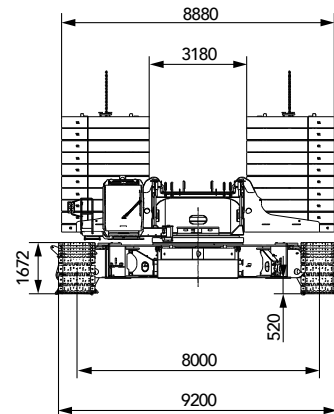
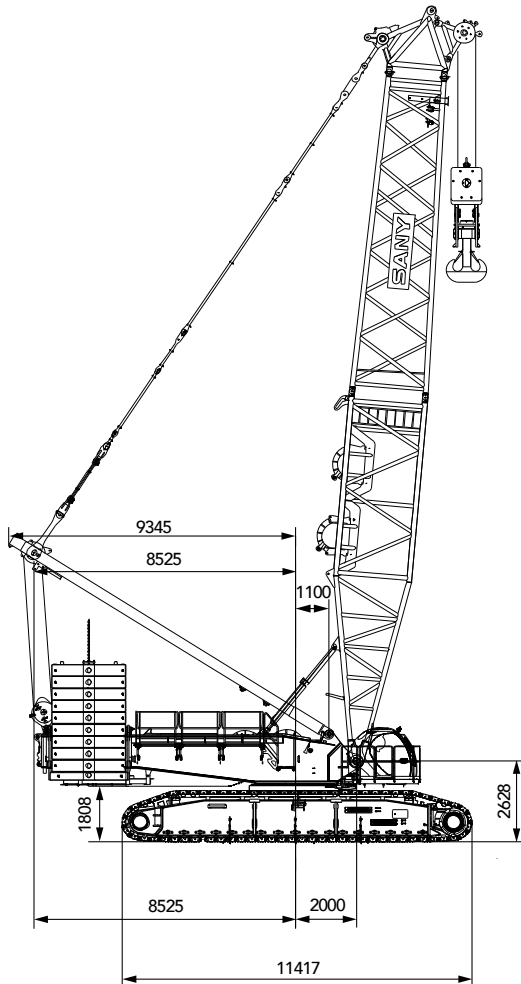


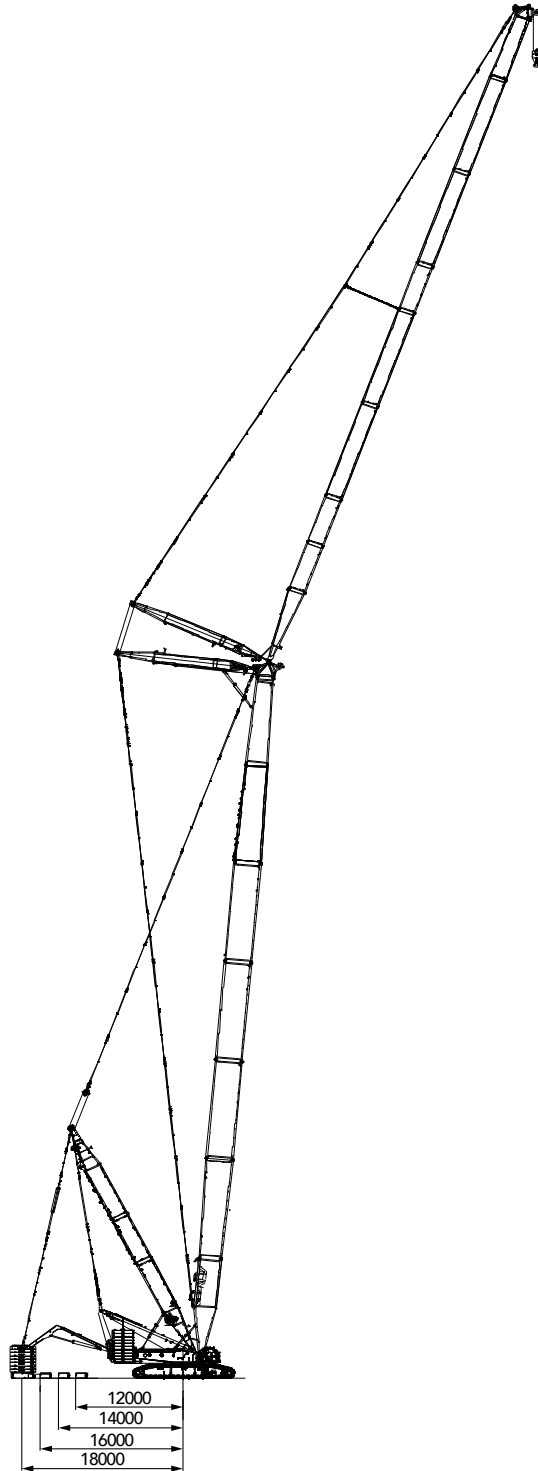
Main Performance Parameters

Major Performance & Specifications of SCE6000A		
Performance Indicators	Unit	Parameter
Max. rated lifting capacity	t	600
Max. rated lifting capacity (with superlift)	t	600
Max. rated lifting moment	t·m	3528
Max. rated lifting moment (with superlift)	t·m	7200
Boom length	m	48~84
Boom length (with superlift)	m	48~138
Length of luffing jib	m	24~72
Length of luffing jib (with superlift)	m	24~84
Combination of longest boom+jib (LJDB configuration)	m	84+84
Mixed power boom +fixed jib	m	102+12
Mixed power boom+ fixed jib (with superlift)	m	132+12
Boom hoisting angle	°	30~85
Jib luffing angle	°	25~75
Max. speed of single rope of the main load hoist	m/min	0~140
Max. speed of single rope of the aux.load hoist	m/min	0~140
Max. speed of single rope of the boom hoisting	m/min	(0~70)×2
Max. speed of single rope of the jib luffing	m/min	0~110
Max. speed of single rope of the superlift luffing	m/min	0~110
Slewing speed (no load)	r/min	0~0.86
Travel speed	km/h	0~1(high)/0~0.35(low)
Gradeability (with base boom, driver's cab backwards)	%	30
Rated output power of the engine	kW/r/min	447/1800
Average ground pressure of the crawler (basic boom, 200t rear counterweight, 50t carbody counterweight and 650t hook)	MPa	0.185
Rear counterweight	t	230/160 (without superlift)/160 (with superlift)
Superlift counterweight	t	210
Carbody counterweight	t	50
Maximum transport dimensions of single piece (L × W × H)	mm	12900×3000×3200
Maximum transport weight of single piece	t	57.7
Transport weight of basic machine (with basic boom, 200t rear counterweight, 50t carbody counterweight and 650t hook)	t	490

Unit: mm

Outline Dimension

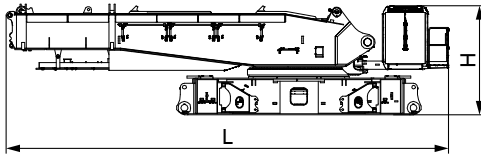


Outline Dimension

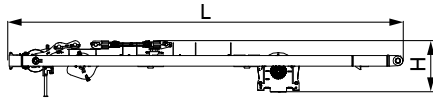
Transport Dimension

Note:

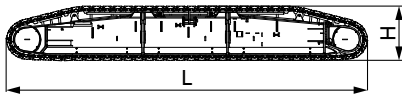
1. The transport dimensions of each part in the table are schematic, not proportional to the real parts. The dimensions are designed value without package considered.
2. Weight is designed value that the actual manufactured part may deviate a little.
3. The dimensions and weight of each part may change due to product upgrading. The final values are subject to the new product.



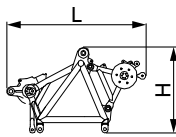
Basic machine		×1
Length (L)	11.90m	
Width (W)	3.00m	
Height (H)	3.20m	
Weight	57.70t	



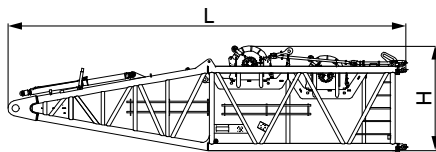
Boom hoisting mast (with winch)		×1
Length (L)	12.30m	
Width (W)	2.20m	
Height (H)	1.75m	
Weight	17.90t	



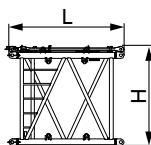
Crawler assembly		×2
Length (L)	11.40m	
Width (W)	1.75m	
Height (H)	1.67m	
Weight	39.20t	



Boom tip (with pulley blocks)		×1
Length (L)	3.85m	
Width (W)	3.02m	
Height (H)	2.38m	
Weight	6.40t	

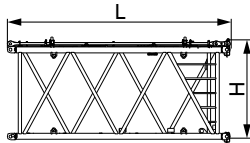


Boom base (with the load hoisting winches)		×1
Length (L)	12.34m	
Width (W)	3.00m	
Height (H)	3.25m	
Weight	26.10t	



3m boom insert		×1
Length (L)	3.20m	
Width (W)	3.00m	
Height (H)	2.77m	
Weight	1.84t	

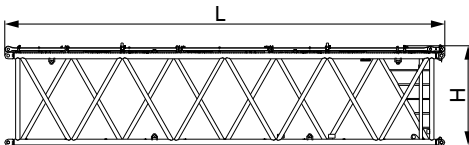
Transport Dimension



6m boom insert

×2

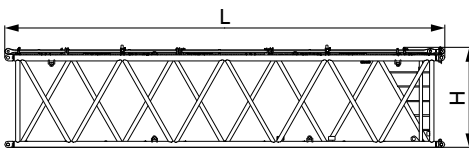
Length (L)	6.20m
Width (W)	3.00m
Height (H)	2.82m
Weight	3.01t



12m boom insert A

×1

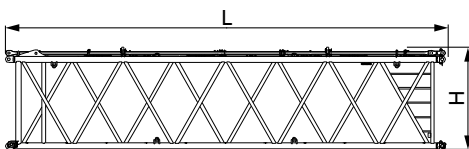
Length (L)	12.20m
Width (W)	3.00m
Height (H)	2.82m
Weight	5.97t



12m boom insert B

×2

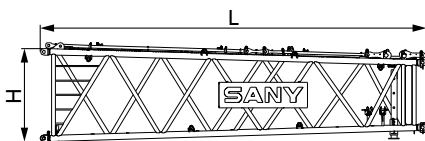
Length (L)	12.20m
Width (W)	3.00m
Height (H)	2.82m
Weight	5.26t



12m boom insert C

×1

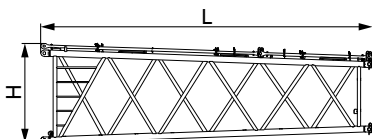
Length (L)	12.20m
Width (W)	3.00m
Height (H)	2.82m
Weight	5.97t



Tapered boom insert

×1

Length (L)	10.70m
Width (W)	3.00m
Height (H)	2.78m
Weight	7.39t

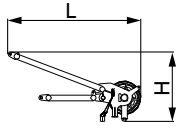


Tapered insert of mixed boom

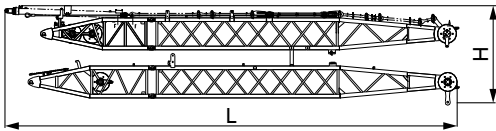
×1

Length (L)	9.19m
Width (W)	3.00m
Height (H)	2.78m
Weight	3.55t

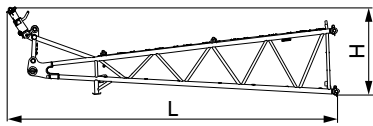
Transport Dimension



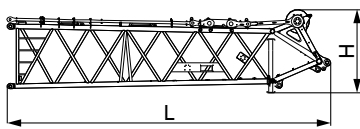
Extension jib		×1
Length (L)	2.83m	
Width (W)	1.70m	
Height (H)	1.50m	
Weight	0.46t	



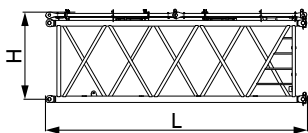
Front and rear mast of luffing jib		×1
Length (L)	16.80m	
Width (W)	3.00m	
Height (H)	1.71m	
Weight	11.05t	



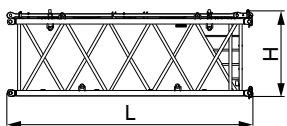
Luffing jib base		×1
Length (L)	9.84m	
Width (W)	2.65m	
Height (H)	2.59m	
Weight	3.95t	



Luffing jib top		×1
Length (L)	9.75m	
Width (W)	2.54m	
Height (H)	2.50m	
Weight	5.64t	

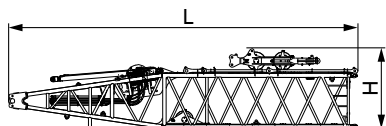
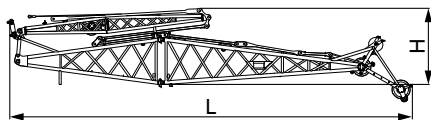
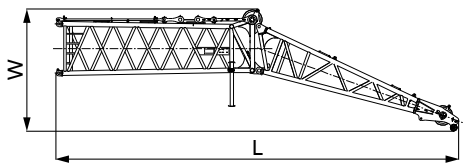
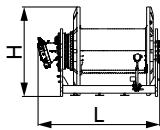
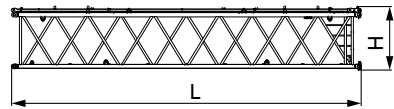
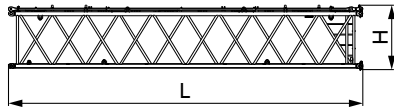


6m luffing jib insert A		×2
Length (L)	6.20m	
Width (W)	2.54m	
Height (H)	2.15m	
Weight	2.30t	



6m luffing jib insert B		×1
Length (L)	6.20m	
Width (W)	2.54m	
Height (H)	2.15m	
Weight	2.07t	

Transport Dimension



12m luffing jib insert A ×2

Length (L)	12.20m
Width (W)	2.54m
Height (H)	2.15m
Weight	4.07t

12m luffing jib insert B ×2

Length (L)	12.20m
Width (W)	2.54m
Height (H)	2.15m
Weight	3.66t

Jib luffing mechanism ×1

Length (L)	1.84m
Width (W)	1.41m
Height (H)	1.23m
Weight	5.38t

Eagle tip ×1

Length (L)	14.70m
Width (W)	4.45m
Height (H)	2.65m
Weight	8.75t

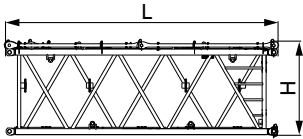
Fixed jib assembly ×1

Length (L)	14.00m
Width (W)	2.40m
Height (H)	3.25m
Weight	5.22t

Superlift mast base (with superlift luffing winch) ×1

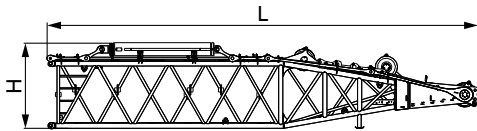
Length (L)	12.23m
Width (W)	2.61m
Height (H)	2.84m
Weight	17.02t

Transport Dimension



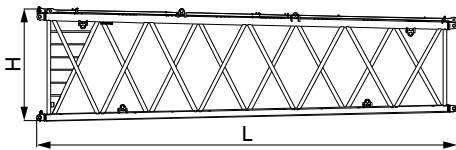
Superlift mast insert ×1

Length (L)	6.21m
Width (W)	2.90m
Height (H)	2.14m
Weight	2.97t



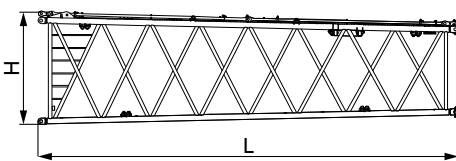
Superlift mast top ×1

Length (L)	12.50m
Width (W)	2.96m
Height (H)	2.48m
Weight	13.06t



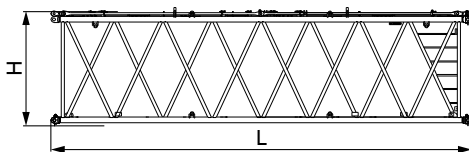
12m power boom lower transition insert ×1

Length (L)	12.20m
Width (W)	3.56m
Height (H)	3.25m
Weight	8.4t



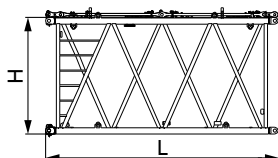
12m power boom upper transition insert ×1

Length (L)	12.20m
Width (W)	3.56m
Height (H)	3.25m
Weight	7.7t



12m power boom insert B ×3

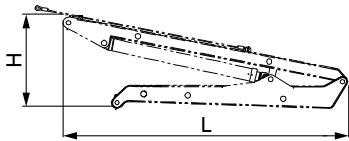
Length (L)	12.20m
Width (W)	3.56m
Height (H)	3.25m
Weight	7.43t



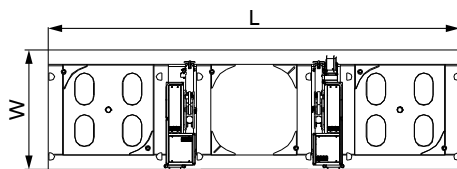
6m power boom insert ×2

Length (L)	6.20m
Width (W)	3.56m
Height (H)	3.25m
Weight	3.96t

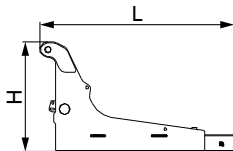
Transport Dimension



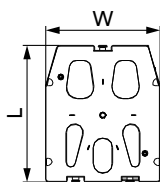
Superlift counterweight mast		×1
Length (L)	5.96m	
Width (W)	3.00m	
Height (H)	1.94m	
Weight	5.45t	



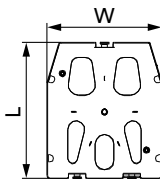
Superlift counterweight tray		×1
Length (L)	8.60m	
Width (W)	2.50m	
Height (H)	1.85m	
Weight	10.00t	



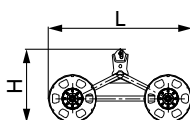
Rear counterweight tray		×2
Length (L)	3.18m	
Width (W)	2.83m	
Height (H)	1.80m	
Weight	10.00t	



10t counterweight block		×42
Length (L)	2.85m	
Width (W)	2.40m	
Height (H)	0.45m	
Weight	10.00t	

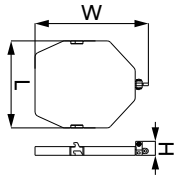


5t counterweight block		×2
Length (L)	2.85m	
Width (W)	2.40m	
Height (H)	0.25m	
Weight	5.00t	



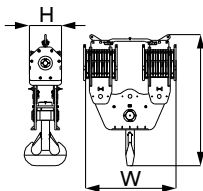
Trolley		×1
Length (L)	3.00m	
Width (W)	2.00m	
Height (H)	1.53m	
Weight	1.09t	

Transport Dimension



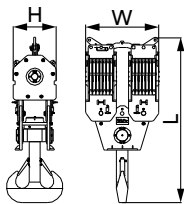
Hook counterweight ×8

Length (L)	1.30m
Width (W)	1.00m
Height (H)	0.16m
Weight	0.79t



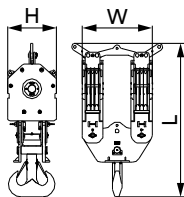
500t hook ×1

Length (L)	4.13m
Width (W)	2.91m
Height (H)	1.00m
Weight	11.53t



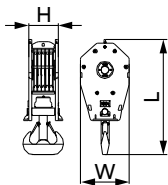
350t hook ×1

Length (L)	3.74m
Width (W)	1.72m
Height (H)	1.00m
Weight	8.04t



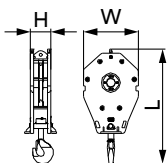
180t hook ×1

Length (L)	3.00m
Width (W)	1.43m
Height (H)	1.00m
Weight	4.85t



160t hook ×1

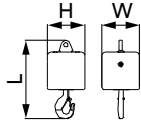
Length (L)	2.35m
Width (W)	1.00m
Height (H)	0.60m
Weight	2.51t



50t hook ×1

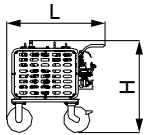
Length (L)	2.11m
Width (W)	1.00m
Height (H)	0.38m
Weight	1.45t

Transport Dimension



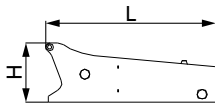
16t hook ×1

Length (L)	1.10m
Width (W)	0.53m
Height (H)	0.53m
Weight	0.94t



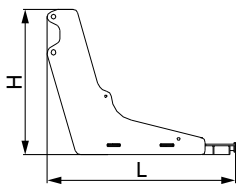
Portable power pack ×1

Length (L)	1.16m
Width (W)	0.77m
Height (H)	1.09m
Weight	0.24t



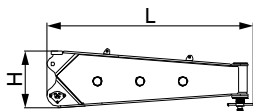
Side outrigger ×2

Length (L)	3.03m
Width (W)	2.94m
Height (H)	1.05m
Weight	15.0t



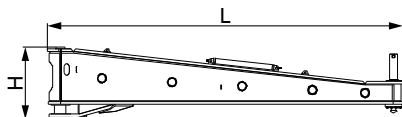
Front outrigger ×1

Length (L)	3.54m
Width (W)	2.95m
Height (H)	2.74m
Weight	7.29t



Carbody counterweight tray ×2

Length (L)	3.62m
Width (W)	0.80m
Height (H)	0.98m
Weight	1.61t

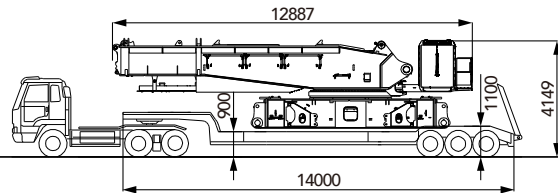


Additional rear counterweight tray ×2

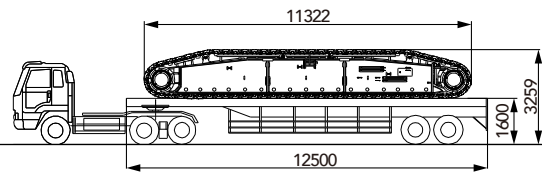
Length (L)	6.08m
Width (W)	0.43m
Height (H)	1.18m
Weight	4.75t

Transport Plan

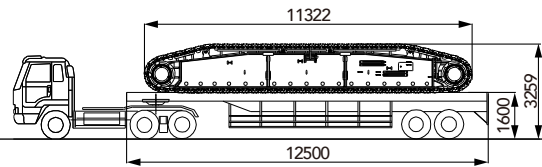
Trailer 1	▪ 14m*3m*1.1m (L*W*H), Rated load 60t
Transport weight	▪ 58.7t
Part	▪ Basic machine
Truckload	▪ 1



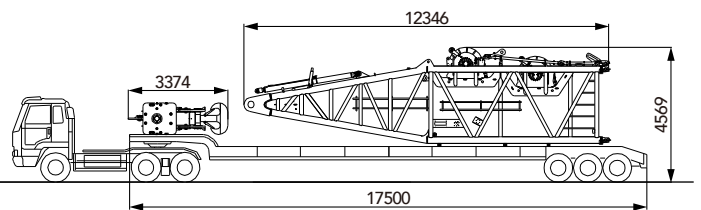
Trailer 2	▪ 12.5m*2.5m*1.6m (L*W*H), Rated load 35t
Transport weight	▪ 39.5t
Part	▪ Crawler assembly
Truckload	▪ 1



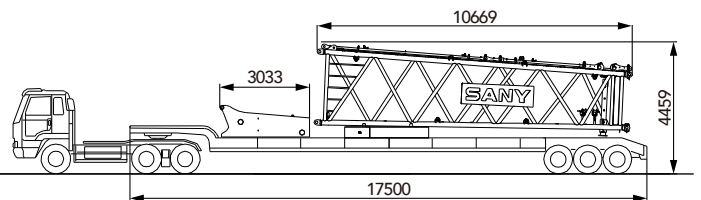
Trailer 3	▪ 12.5m*2.5m*1.6m (L*W*H), Rated load 35t
Transport weight	▪ 39.2t
Part	▪ Crawler assembly
Truckload	▪ 1



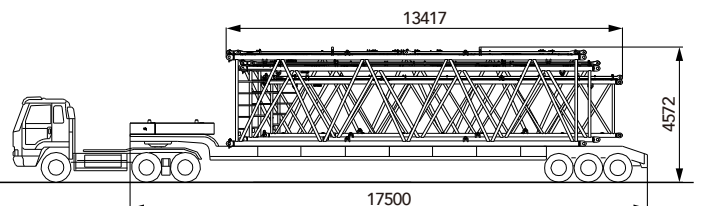
Trailer 4	▪ 17.5m*3m*1.2m (L*W*H), Rated load 35t
Transport weight	▪ 32.5t
Part	▪ Boom base ▪ 180t hook ▪ Main winch
Truckload	▪ 1+1+2



Trailer 5	▪ 17.5m*3m*1.2m (L*W*H), Rated load 35t
Transport weight	▪ 32.5t
Part	▪ Tapered boom insert ▪ Carbody counterweight tray ▪ 10t counterweight block
Truckload	▪ 1+1+1

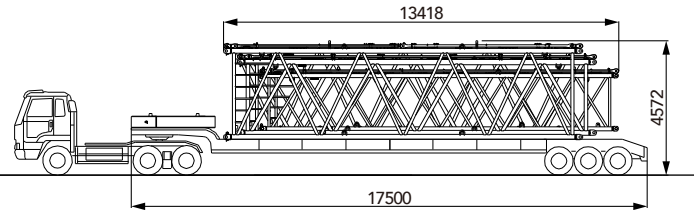


Trailer 6. 7	▪ 17.5m*3m*1.2m (L*W*H), Rated load 35t
Transport weight	▪ 28.5t
Part	▪ 12m power boom B ▪ 12m boom insert B ▪ 12m luffing jib insert B ▪ 10t counterweight block
Truckload	▪ 1+1+1+1

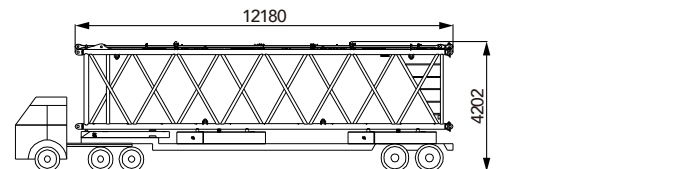


Transport Plan

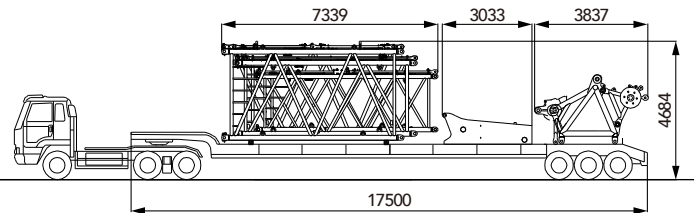
Trailer 8	▪ 17.5m*3m*1.2m (L*W*H), Rated load 35t
Transport weight	▪ 27.5t
Part	▪ 12m power boom B ▪ 12m boom insert A ▪ 12m luffing jib insert A ▪ 10t counterweight block
Truckload	▪ 1+1+1+1



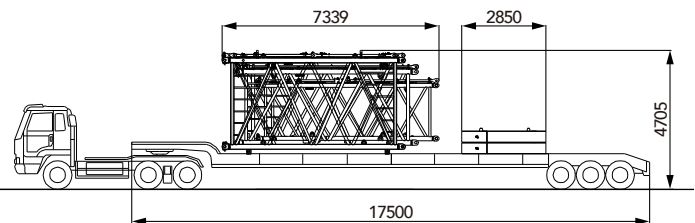
Trailer 9	▪ 17.5m*3m*1.2m (L*W*H), Rated load 35t
Transport weight	▪ 30.3t
Part	▪ 12m boom insert C ▪ 10t counterweight block ▪ 5t counterweight block
Truckload	▪ 1+2+1



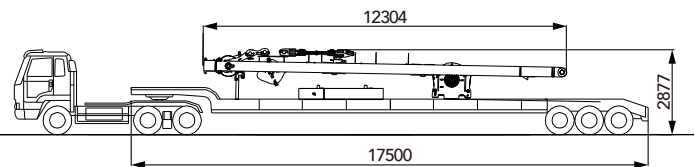
Trailer 10	▪ 17.5m*3m*1.2m (L*W*H), Rated load 35t
Transport weight	▪ 30.7t
Part	▪ 6m power boom ▪ 6m boom insert ▪ 6m luffing jib insert A ▪ Connecting head ▪ Pulley block ▪ Carbody counterweight tray
Truckload	▪ 1+1+1+1+2+1



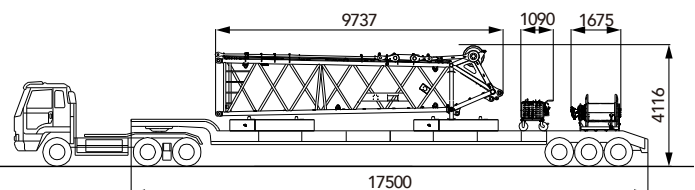
Trailer 11	▪ 17.5m*3m*1.2m (L*W*H), Rated load 35t
Transport weight	▪ 29.3t
Part	▪ 6m power boom ▪ 6m boom insert ▪ 6m luffing jib insert A ▪ 10t counterweight block
Truckload	▪ 1+1+1+2



Trailer 12	▪ 17.5m*3.0m*1.2m (L*W*H), Rated load 35t
Transport weight	▪ 27.2t
Part	▪ Boom hoisting mast and winch ▪ 10t counterweight block
Truckload	▪ 1+1

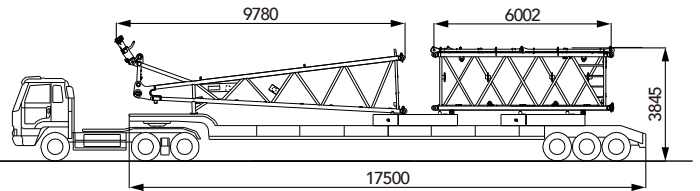


Trailer 13	▪ 17.5m*3m*1.2m (L*W*H), Rated load 35t
Transport weight	▪ 31.3t
Part	▪ Jib top ▪ Portable power pack ▪ Jib luffing mechanism ▪ 10t counterweight block
Truckload	▪ 1+1+1+2

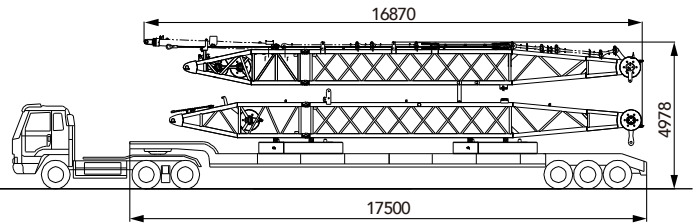


Transport Plan

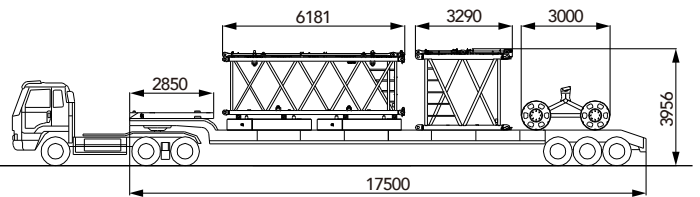
Trailer 14	▪ 17.5m*3m*1.2m (L*W*H), Rated load 35t
Transport weight	▪ 26.9t
Part	▪ Luffing jib base ▪ Superlift mast insert ▪ 10t counterweight block
Truckload	▪ 1+1+2



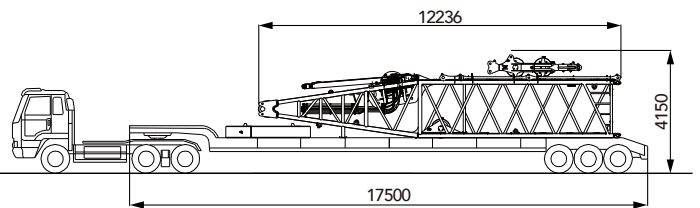
Trailer 15	▪ 17.5m*3.0m*1.2m (L*W*H), Rated load 35t
Transport weight	▪ 31.1t
Part	▪ Luffing jib front and rear mast ▪ 10t counterweight block
Truckload	▪ 1+2



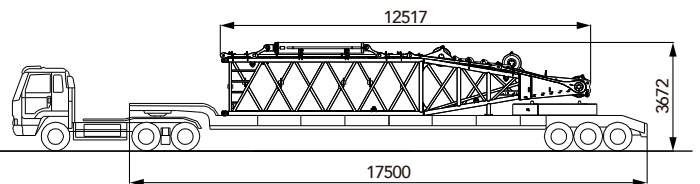
Trailer 16	▪ 17.5m*3m*1.2m (L*W*H), Rated load 35t
Transport weight	▪ 30.0t
Part	▪ 6m luffing jib insert B ▪ Trolley ▪ 3m boom insert ▪ 10t counterweight block ▪ 5t counterweight block
Truckload	▪ 1+1+1+2+1



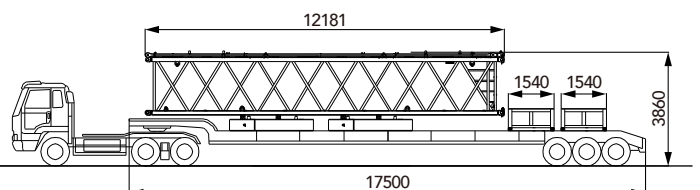
Trailer 17	▪ 17.5m*3m*1.2m (L*W*H), Rated load 35t
Transport weight	▪ 27.1t
Part	▪ Superlift mast base ▪ 10t counterweight block
Truckload	▪ 1+1



Trailer 18	▪ 17.5m*3m*1.2m (L*W*H), Rated load 35t
Transport weight	▪ 23.1t
Part	▪ Superlift mast top ▪ 10t counterweight block
Truckload	▪ 1+1

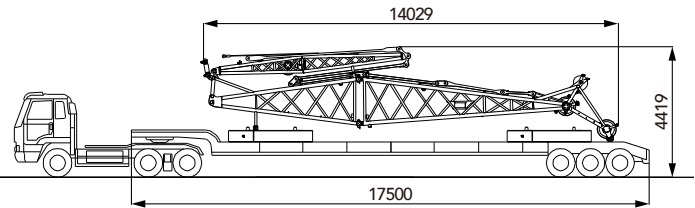


Trailer 19	▪ 17.5m*3m*1.2m (L*W*H), Rated load 35t
Transport weight	▪ 29.7t
Part	▪ 12m luffing jib A insert ▪ Package case ▪ 10t counterweight block
Truckload	▪ 1+2+2

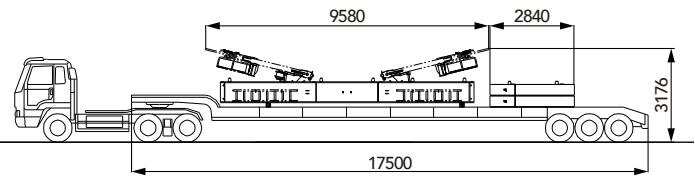


Transport Plan

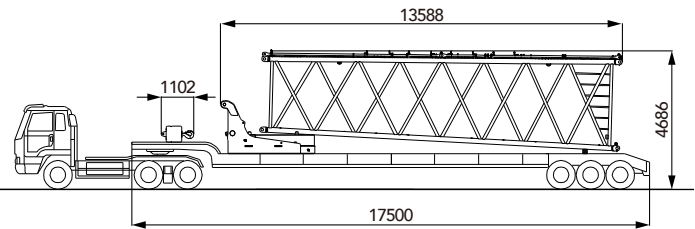
Trailer 20	▪ 17.5m*3.0m*1.2m (L*W*H), Rated load 35t
Transport weight	▪ 25.2t
Part	▪ Fixed jib assembly ▪ 10t counterweight block
Truckload	▪ 1+2



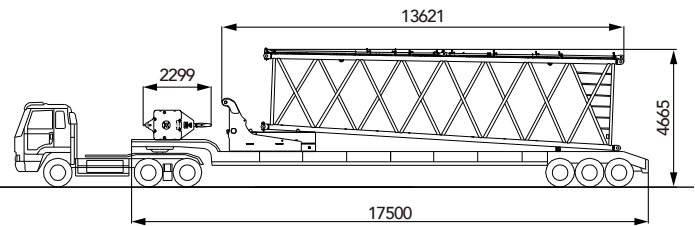
Trailer 21	▪ 17.5m*3.0m*1.2m (L*W*H), Rated load 35t
Transport weight	▪ 30t
Part	▪ Superlift counterweight tray ▪ 10t counterweight block
Truckload	▪ 1+2



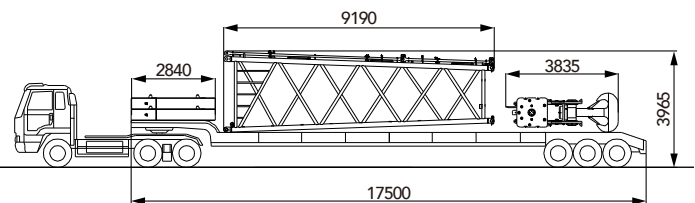
Trailer 22	▪ 17.5m*3.0m*1.2m (L*W*H), Rated load 35t
Transport weight	▪ 29.4t
Part	▪ 12m power boom upper transition insert ▪ Rear counterweight tray ▪ 10t counterweight blocks ▪ 16t ball hook
Truckload	▪ 1+1+1+1



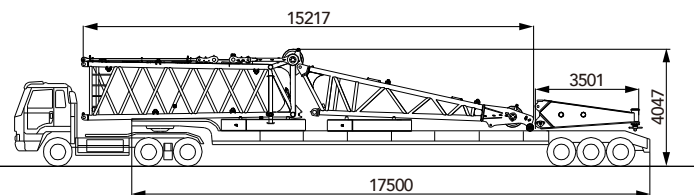
Trailer 23	▪ 17.5m*3m*1.2m (L*W*H), Rated load 35t
Transport weight	▪ 29.2t
Part	▪ 12m upper transition insert ▪ Rear counterweight tray ▪ 50t hook ▪ 10t counterweight block
Truckload	▪ 1+1+1+1



Trailer 24	▪ 17.5m*3m*1.2m (L*W*H), Rated load 35t
Transport weight	▪ 31.6t
Part	▪ Tapered insert of mixed boom ▪ 10t counterweight block ▪ 350t hook
Truckload	▪ 1+1+2

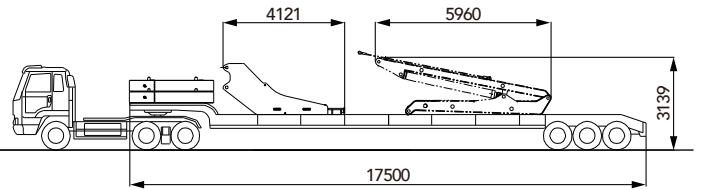


Trailer 25	▪ 17.5m*3m*1.2m (L*W*H), Rated load 35t
Transport weight	▪ 32t
Part	▪ Side outrigger ▪ Eagle tip ▪ 10t counterweight block
Truckload	▪ 2+1+2

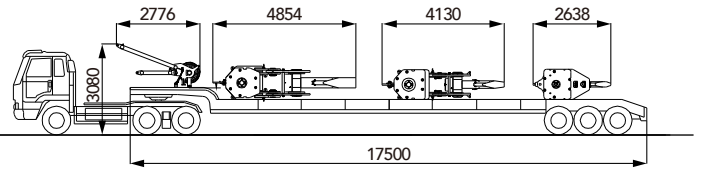


Transport Plan

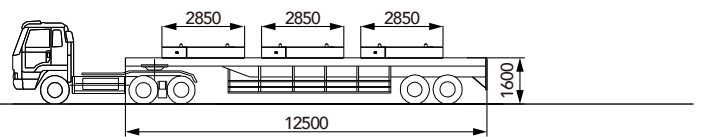
Trailer 26	▪ 17.5m*3m*1.2m (L*W*H), Rated load 35t
Transport weight	▪ 32.75t
Part	▪ Superlift counterweight strut ▪ Additional rear counterweight tray ▪ 10t counterweight block
Truckload	▪ 1+1+2



Trailer 27	▪ 17.5m*3m*1.2m (L*W*H), Rated load 35t
Transport weight	▪ 15t
Part	▪ Boom extension ▪ 500t hook ▪ 160t hook
Truckload	▪ 1+1+1

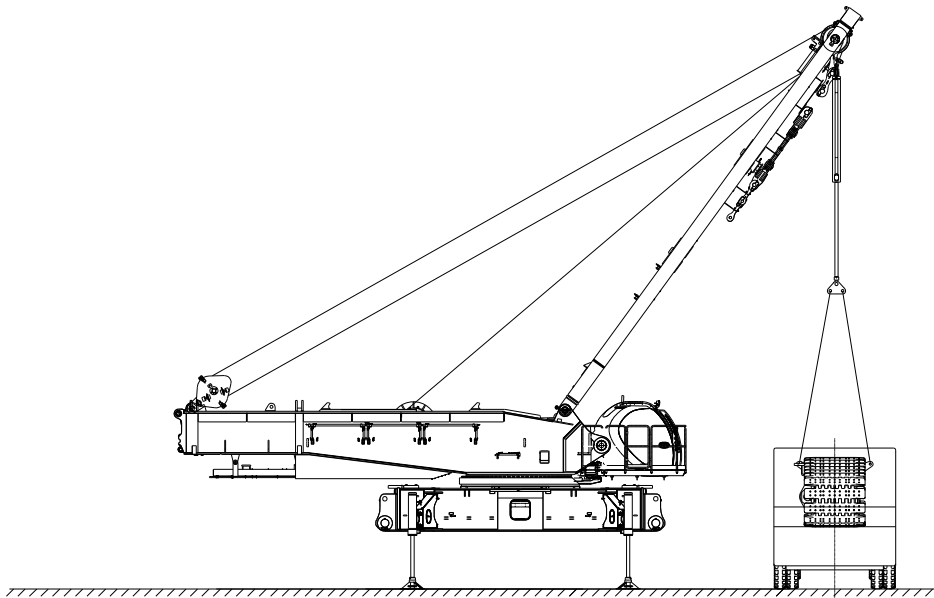
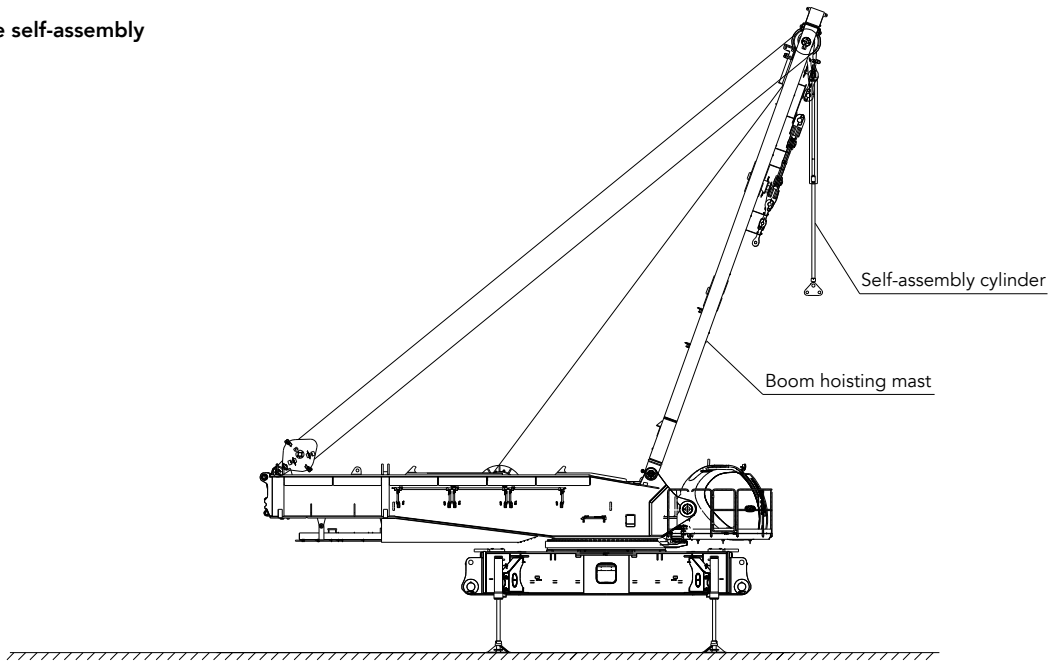


Trailer 28, 29, 30	▪ 12.5m*2.5m*1.2m (L*W*H), Rated load 35t
Transport weight	▪ 30t
Part	▪ 10t counterweight block
Truckload	▪ 3



Self-Assembly Plan

Crawler frame self-assembly





SCE6000A SANY CRAWLER CRANE 600 TONS LIFTING CAPACITY

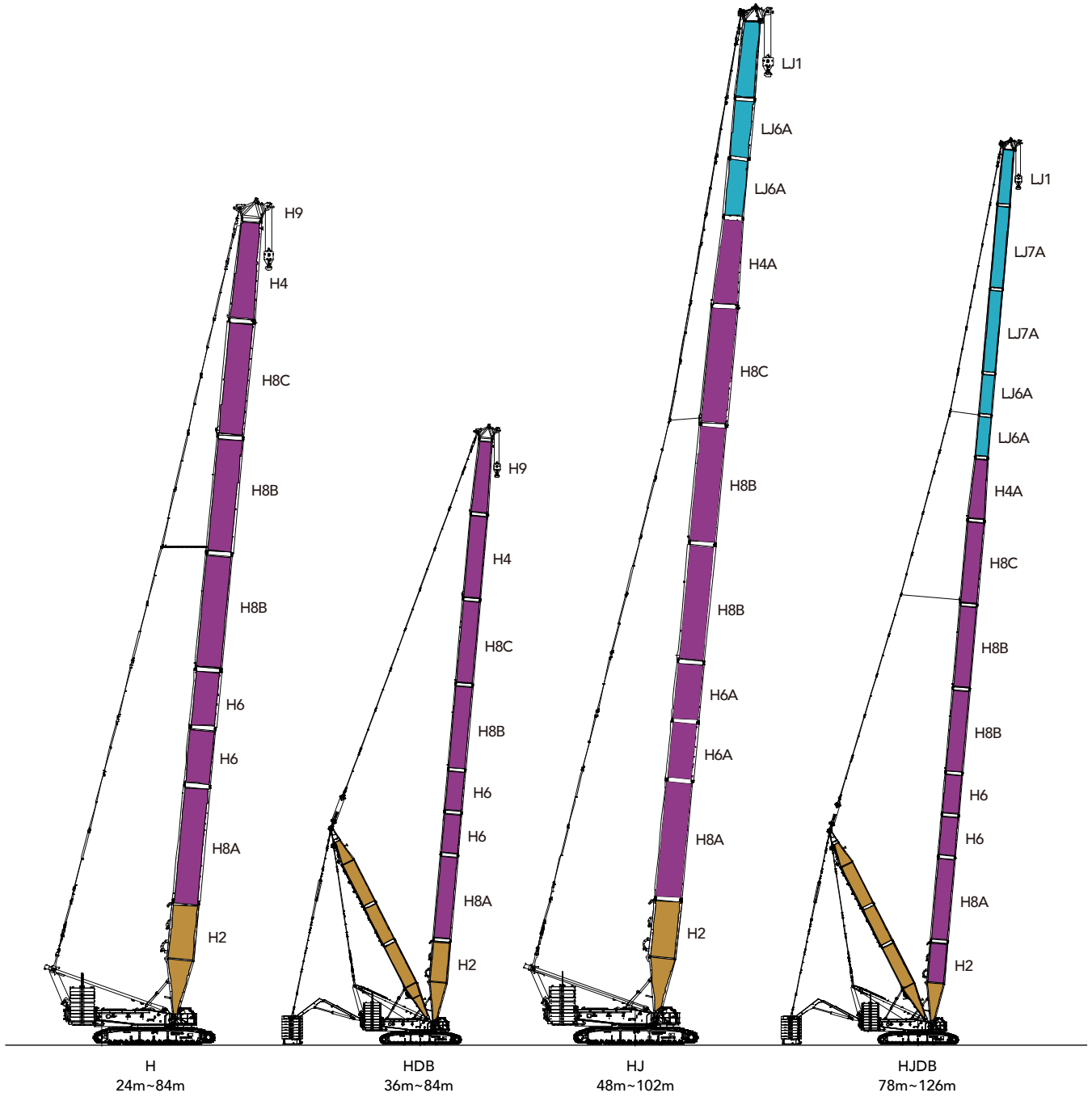
QUALITY CHANGES THE WORLD

Configurations

- Page 28 Configuration
- Page 32 H Configuration
- Page 35 HDB Configuration
- Page 39 HJ Configuration
- Page 42 HJDB Configuration
- Page 46 HJFJ_3 Configuration
- Page 50 HJFJDB_6 Configuration
- Page 56 LJ(DB) Configuration
- Page 61 LJDB Configuration
- Page 80 ZH Configuration
- Page 83 ZHDB Configuration
- page 87 ZLJ Configuration
- page 91 ZLJDB Configuration
- page 107 FJh Configuration
- page 111 FJhDB Configuration



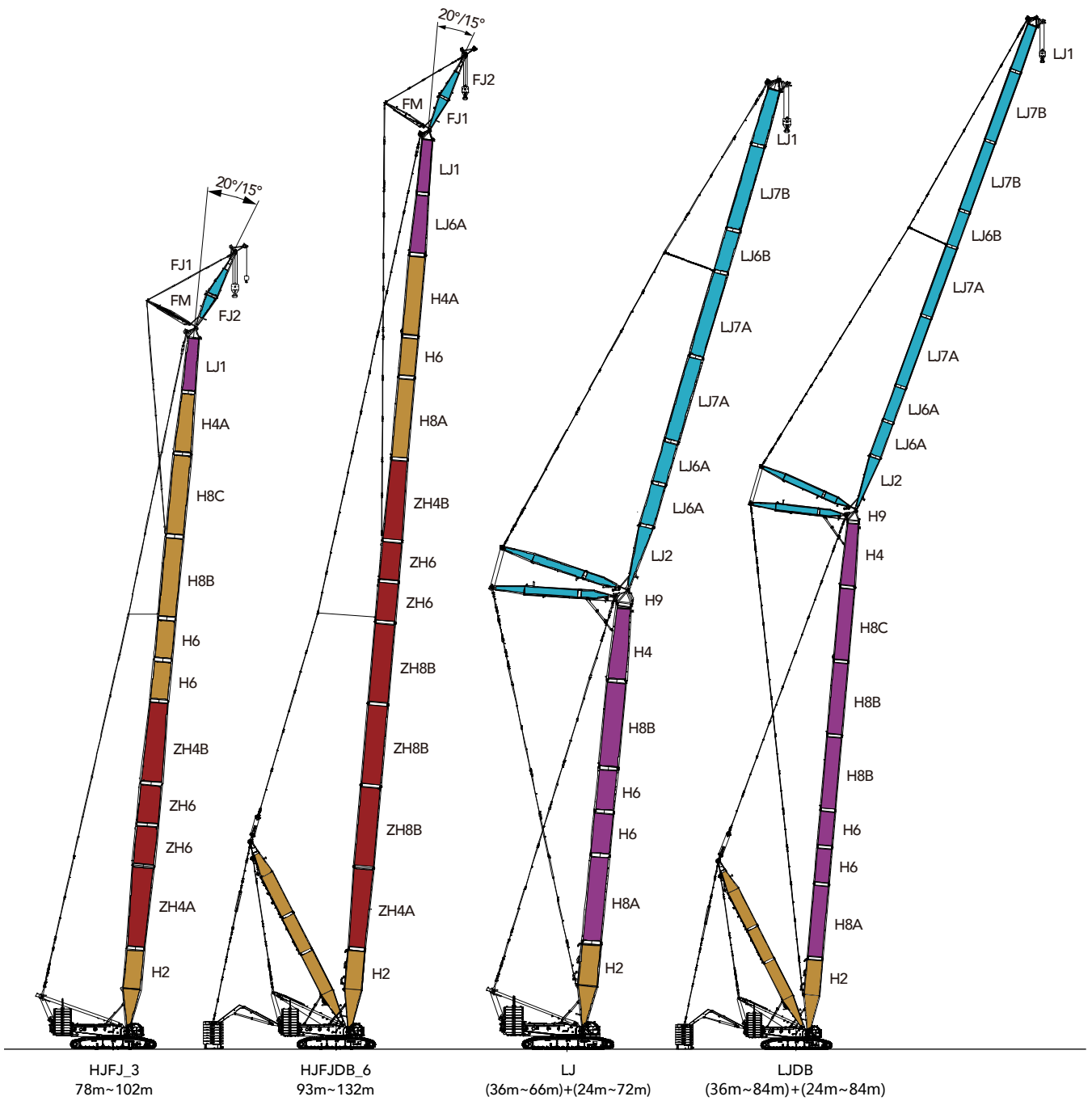
Configurations



Configuration	Boom Combination	Boom Length
H	Boom	24m~84m
HDB	Boom + Superlift mast + Sperlift counterweight	36m~84m
HJ	Mixed boom	48m~102m
HJDB	Mixed boom + Superlift mast + Superlift counterweight	78m~126m

Note: The schematics above are reference for loading only.

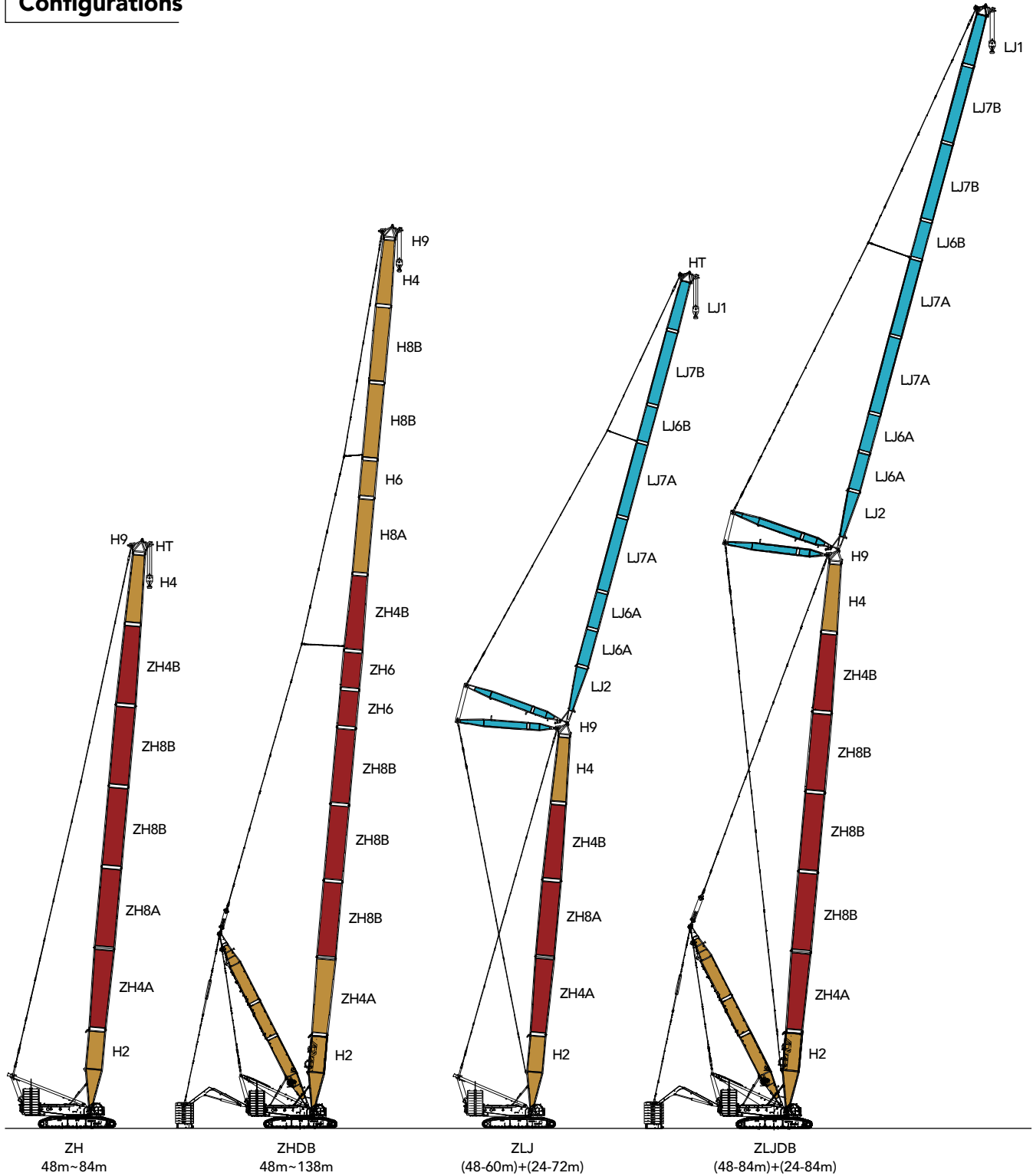
Configurations



Configuration	Boom Combination	Boom Length
HJFJ_3	Power boom + Boom + Fixed jib	78m~102m
HJFJDB_6	Power boom + Boom + Fixed jib + Superlift mast + Superlift counterweight	93m~132m
LJ	Boom + Luffing jib	(36m~66m) + (24m~72m)
LJDB	Boom + Luffing jib + Superlift counterweight	(36m~84m) + (24m~84m)

Note: The schematics above are reference for loading only.

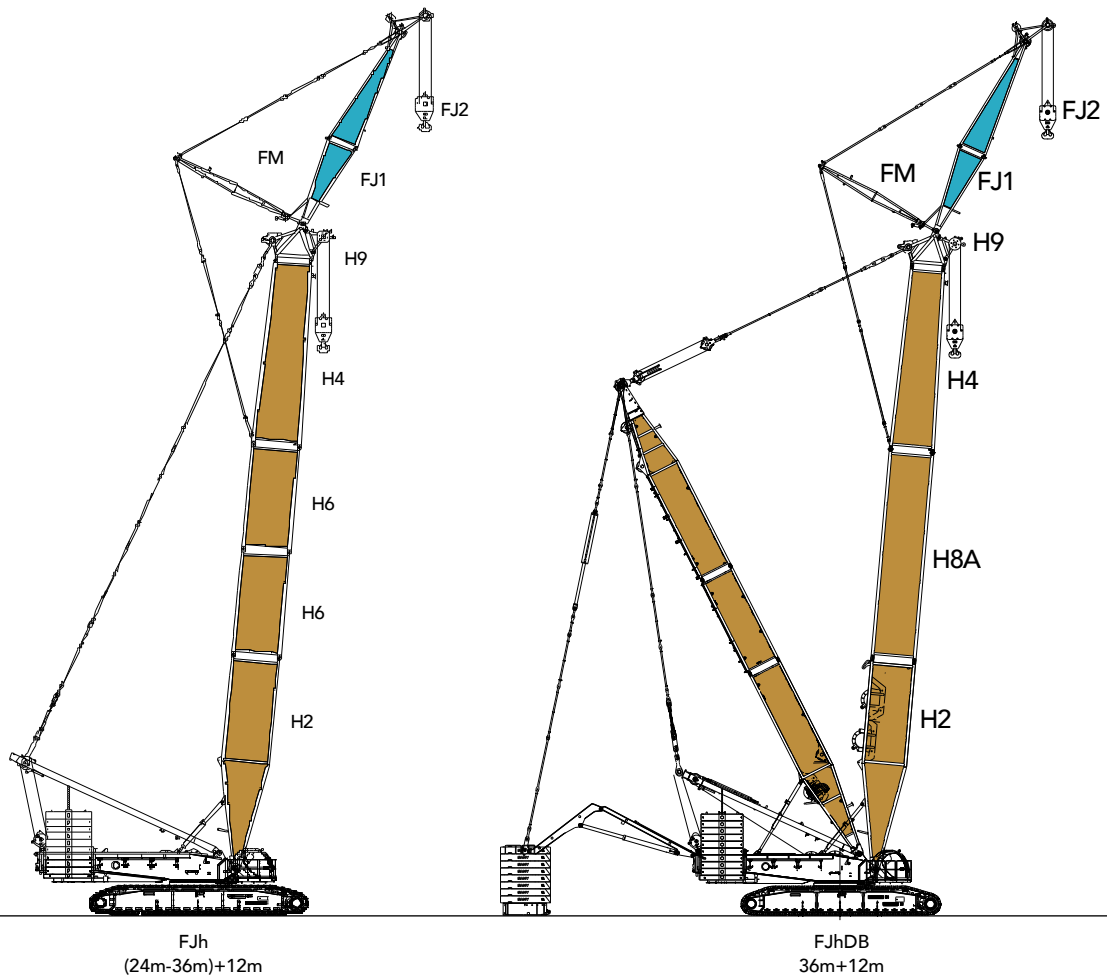
Configurations



Configuration	Boom Combination	Boom Length
ZH	Power boom + Boom	48m~84m
ZHDB	Power boom + Boom + Superlift mast + Superlift counterweight	48m~138m
ZLJ	Power boom + Boom + Luffing jib	(48m~60m) + (24m~72m)
ZLJDB	Power boom + Boom + Luffing jib + Superlift mast + Superlift counterweight	(48m~84m) + (24m~84m)

Note: The schematics above are reference for loading only.

Configurations



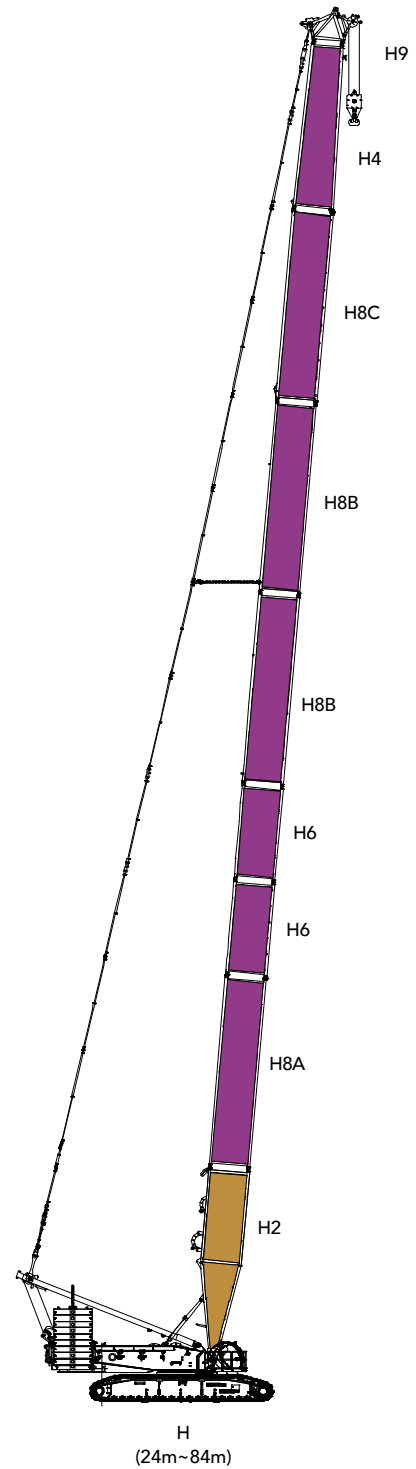
Configuration	Boom Combination	Boom Length
FJh	Boom + Fixed jib	(24m~36m) + 12m
FJhDB	Boom + Fixed jib + Superlift mast + Superlift counterweight	36m + 12m

Note: The schematics above are reference for loading only.

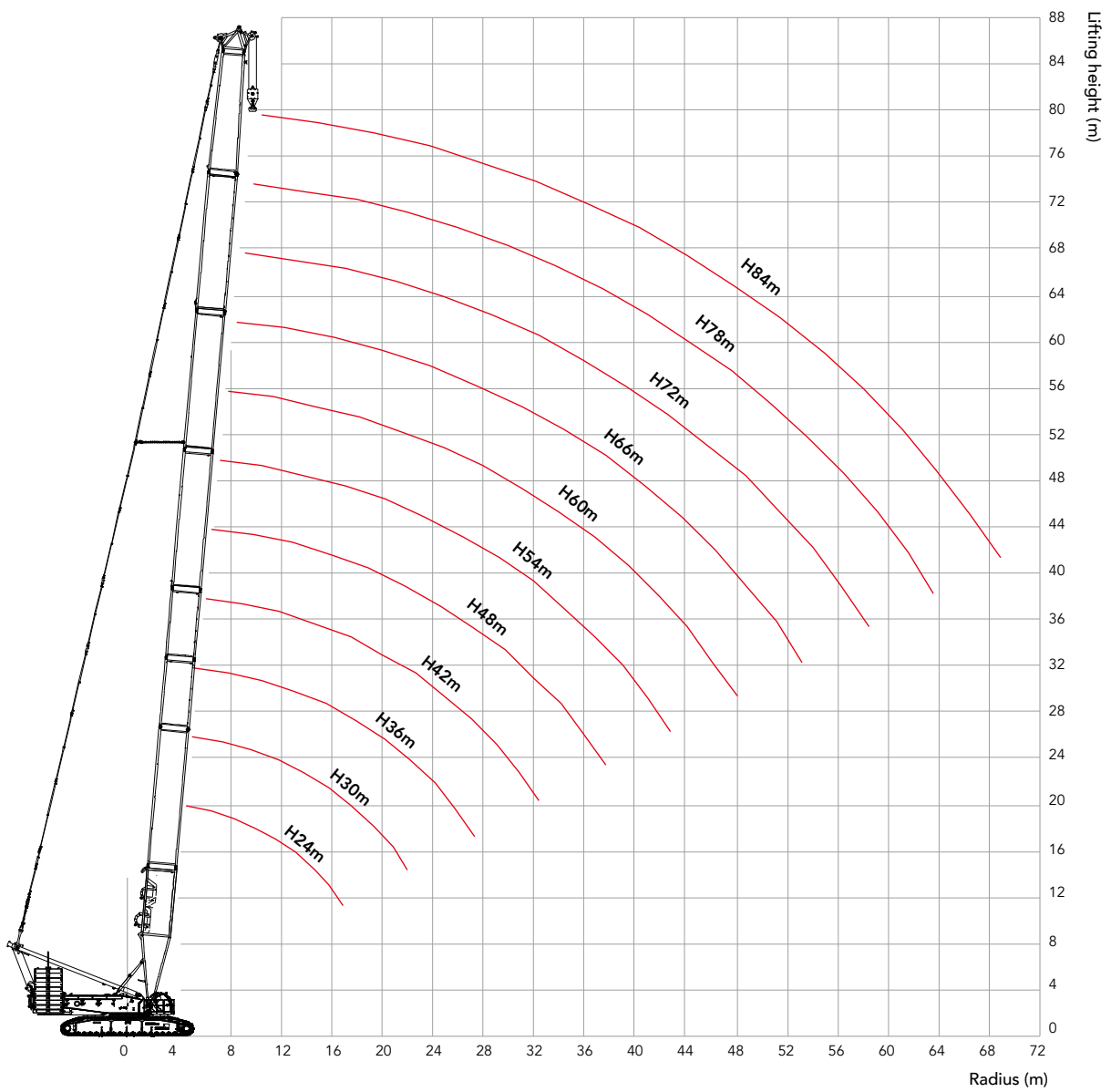
Boom Combination in H

Boom length (m)	boom insert			
	6m/(H6)	12mA/(H8A)	12mA/(H8B)	12mA/(H8C)
24	-	-	-	-
30	1	-	-	-
36	2	-	-	-
42	1	1	-	-
48	2	1	-	-
54	1	1	1	-
60	2	1	1	-
66	1	1	2	-
72	2	1	2	-
78**	1	1	2	1
84**	2	1	2	1

Note: For combinations of 78m and 84m, marked with "**", the mid-point suspension cable must be used, otherwise, the boom system may break.
Attention: If the boom length is 78m and more, the crane must boom up from side by side erection outrigger, otherwise, the crane may tip over!



Working Range of H



Load Chart of H

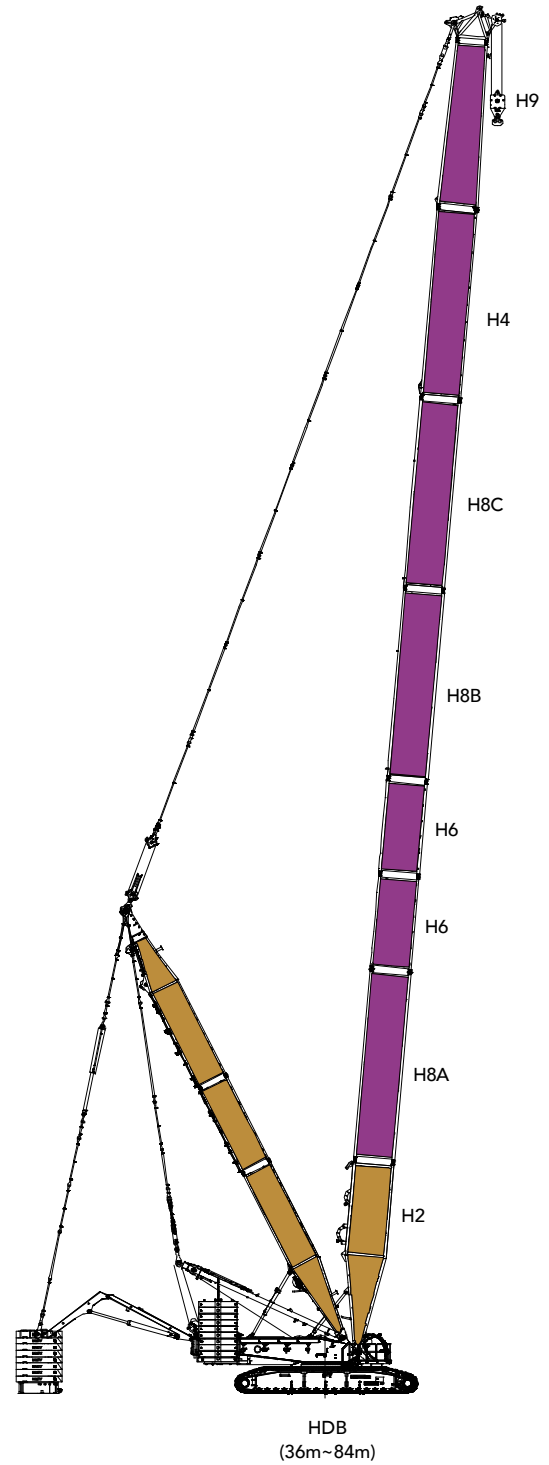
Note:

1. Meet ISO 4305 standard;
2. The rated load in the table includes the weight of hook, wire rope and other spreader. The weight to be lifted is the sum of the rated load minus the weight of the above items.

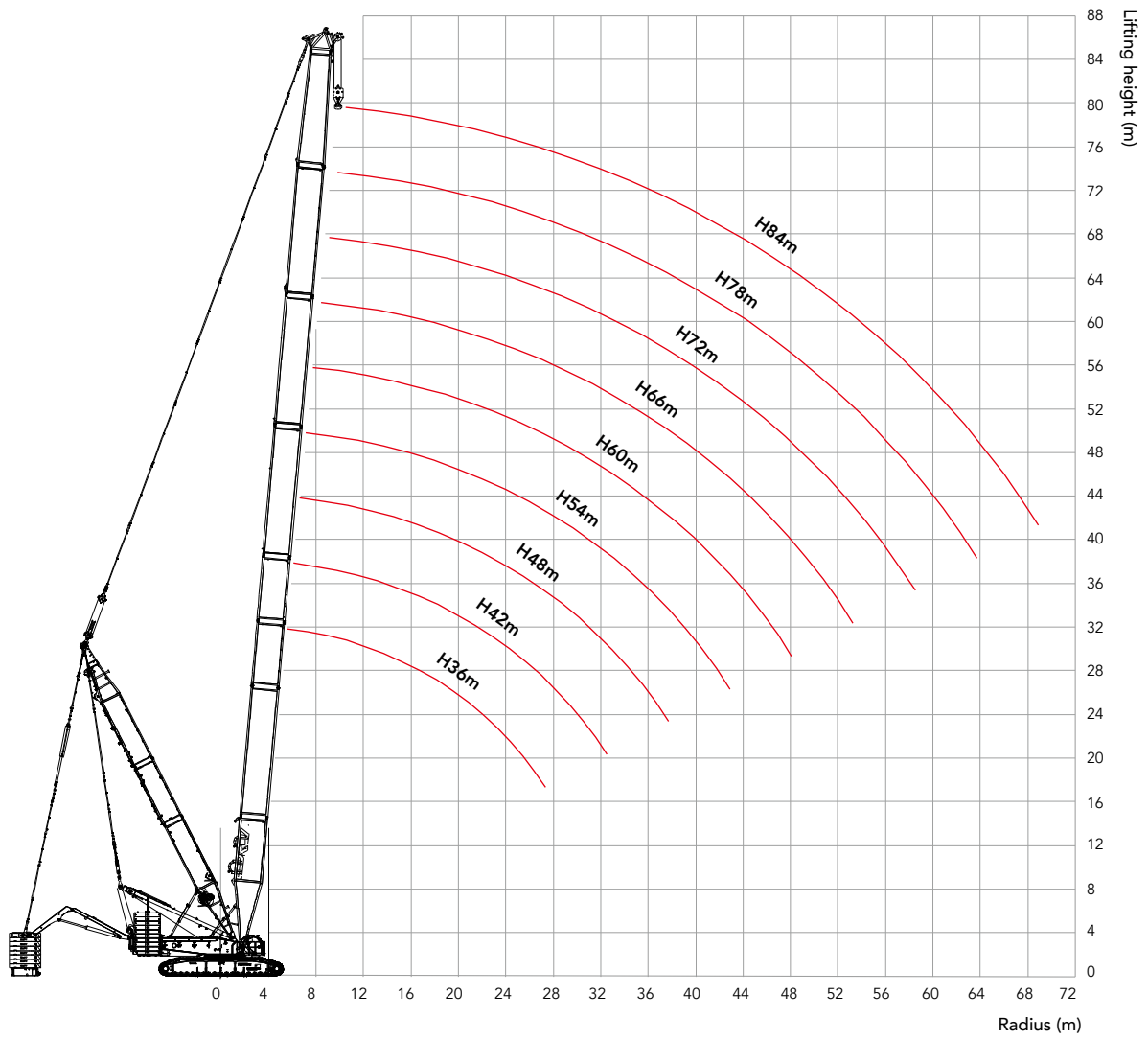
H Configuration												
Boom length 24~84m, Rear counterweight 230t, Carbody counterweight 50t												
Boom length Radius(m)	24	30	36	42	48	54	60	66	72	78	84	Boom length Radius(m)
5.5	600											5.5
6	583	523	475									6
7	504	504	475	467	436							7
8	436	436	436	436	412	388	365					8
9	380	380	380	379	363	343	325	309	289	254		9
10	336	336	336	335	324	308	293	279	266	254	210	10
11	300	301	300	300	292	278	266	254	243	232	210	11
12	271	272	271	271	265	254	243	233	223	214	205	12
14	227	227	227	226	224	215	207	199	191	184	177	14
16	193	194	194	193	192	186	179	173	166	160	155	16
18	162	163	164	164	164	163	157	152	147	142	137	18
20	139	140	141	141	140	140	140	135	131	126	122	20
22	121	122	122	122	122	122	121	121	117	113	109	22
24		107	108	108	108	107	107	106	106	102	99.4	24
26		95.9	96.5	96.5	96.2	96.0	95.4	95.0	94.3	93.5	90.4	26
28		85.9	86.6	86.6	86.3	86.1	85.5	85.1	84.4	83.5	82.5	28
30			78.1	78.2	77.9	77.7	77.1	76.7	76.0	75.1	74.3	30
32			70.8	71.0	70.7	70.5	69.9	69.5	68.8	67.9	67.1	32
34				64.7	64.4	64.3	63.7	63.2	62.5	61.6	60.8	34
36				59.2	59.0	58.8	58.2	57.8	57.0	56.1	55.3	36
38				54.3	54.1	54.0	53.4	52.9	52.2	51.3	50.4	38
40					49.8	49.7	49.1	48.6	47.9	47.0	46.1	40
44					42.3	42.3	41.8	41.3	40.6	39.6	38.8	44
48						36.2	35.7	35.3	34.6	33.6	32.8	48
52							30.7	30.3	29.6	28.6	27.8	52
56								26.0	25.3	24.4	23.5	56
60									21.6	20.7	19.8	60
64									18.4	17.5	16.7	64
68										14.7	13.9	68
72											11.4	72

Boom Combination in HDB

Boom Combination in HDB				
Boom length (m)	boom insert			
	6m/ (H6)	12mA/ (H8A)	12mB/ (H8B)	12mC/ (H8C)
36	-	1	-	-
42	1	1	-	-
48	2	1	-	-
54	1	1	1	-
60	2	1	1	-
66	1	1	2	-
72	2	1	2	-
78	1	1	2	1
84	2	1	2	1



Working Radius in HDB



Load Chart of HDB

Note:

1. Meet ISO 4305 standard;
2. The rated load in the table includes the weight of hook, wire rope and other spreader. The weight to be lifted is the sum of the rated load minus the weight of the above items.

HDB Configuration										
Boom length 36~84m, Superlift radius 18m, Superlift counterweight 280t, Rear counterweight 160t, Carbody counterweight 50t										
Boom length Radius(m)	36	42	48	54	60	66	72	78	84	Boom length Radius(m)
7	600*									7
8	600*	480*	451*							8
9	575*	478*	450*	410*	388*					9
10	579*	481*	452*	409*	388*	347*	314*			10
11	578*	480*	454*	411*	388*	347*	316*	263*	220*	11
12	578	483*	453*	411*	388*	349*	316*	262*	221*	12
14	503	486	455*	413*	390*	350*	316*	263*	221*	14
16	450	440	439	416	391*	350*	317*	263*	222*	16
18	390	390	389	389	388	353	317*	263*	221*	18
20	350	350	349	349	348	348	316	263*	221*	20
22	317	317	316	316	315	315	314	262*	220*	22
24	290	289	289	288	288	287	286	262	220*	24
26	265	265	264	264	264	263	263	262	219	26
28	244	244	243	243	242	242	241	240	216	28
30	226	226	225	225	224	224	223	222	214	30
32	210	209	209	209	208	208	207	206	205	32
34		195	195	195	194	194	193	192	191	34
36		183	182	182	182	181	180	179	178	36
38		172	171	171	170	170	169	168	167	38
40			161	161	160	160	159	158	157	40
44			144	144	143	143	142	141	140	44
48				129	129	128	128	127	126	48
52					116	116	115	114	114	52
56						106	105	104	103	56
60							96.4	95.5	94.6	60
64							88.5	87.6	86.7	64
68								80.6	79.8	68
72									73.6	72

Note: The data in the table with * indicates that the superlift counterweight cannot be off the ground under this operating condition.

Load Chart of HDB

Note:

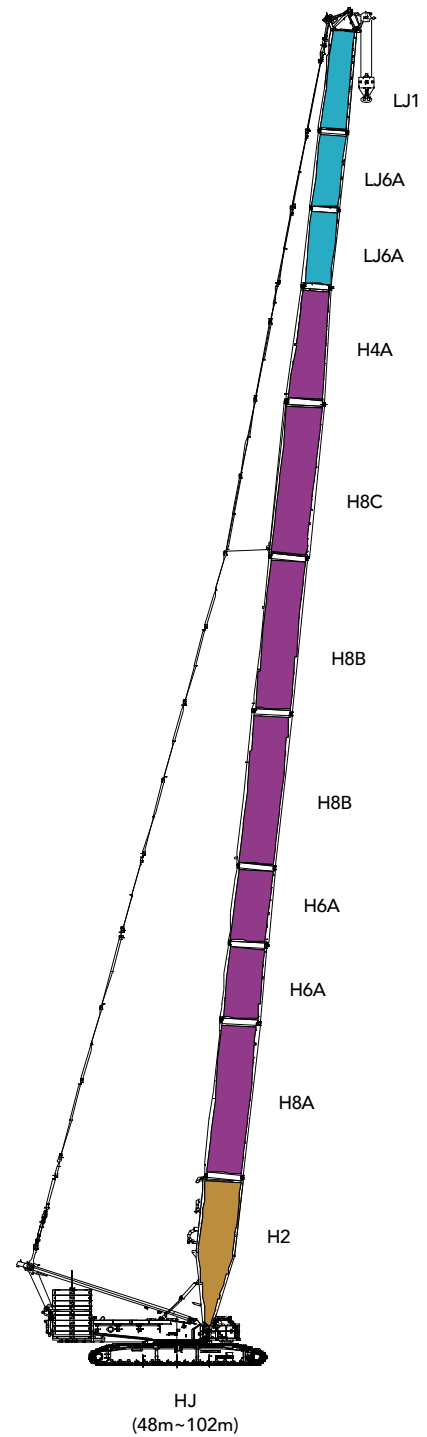
1. Meet ISO 4305 standard;
2. The rated load in the table includes the weight of hook, wire rope and other spreader. The weight to be lifted is the sum of the rated load minus the weight of the above items.

HDB Configuration										
Boom length 36~84m, Superlift radius 18m, Superlift counterweight 0t, Rear counterweight 160t, Carbody counterweight 50t										
Radius(m)	36	42	48	54	60	66	72	78	84	Radius(m)
7	466									7
8	398	398	374							8
9	346	346	327	310	295					9
10	306	305	289	276	264	252	241			10
11	273	272	259	248	238	228	219	210	202	11
12	247	246	234	225	216	208	200	192	185	12
14	206	204	196	189	183	176	170	164	158	14
16	171	172	167	162	157	152	147	142	137	16
18	144	144	143	141	137	133	129	124	120	18
20	123	123	123	123	121	117	114	110	106	20
22	106	107	106	106	106	105	102	98.6	95.5	22
24	94.0	94.3	93.7	93.9	93.6	93.4	91.6	88.6	85.8	24
26	83.3	83.6	83.0	83.2	82.9	82.7	82.1	80.1	77.5	26
28	74.5	74.7	74.1	74.3	73.9	73.7	73.1	72.4	70.3	28
30	67.0	67.2	66.6	66.7	66.4	66.1	65.6	64.8	64.0	30
32	60.5	60.7	60.2	60.3	59.9	59.6	59.0	58.2	57.5	32
34		55.0	54.6	54.6	54.2	54.0	53.4	52.6	51.9	34
36		50.1	49.6	49.7	49.3	49.0	48.4	47.6	46.9	36
38		45.7	45.3	45.4	44.9	44.7	44.1	43.2	42.5	38
40			41.4	41.5	41.1	40.8	40.2	39.3	38.6	40
44			34.7	34.8	34.4	34.2	33.5	32.7	31.9	44
48				29.4	29.0	28.7	28.1	27.2	26.5	48
52					24.4	24.1	23.5	22.7	21.9	52
56						20.2	19.6	18.8	18.0	56
60							16.2	15.4	14.7	60
64							13.3	12.5	11.7	64
68								9.9	9.1	68
72									6.8	72

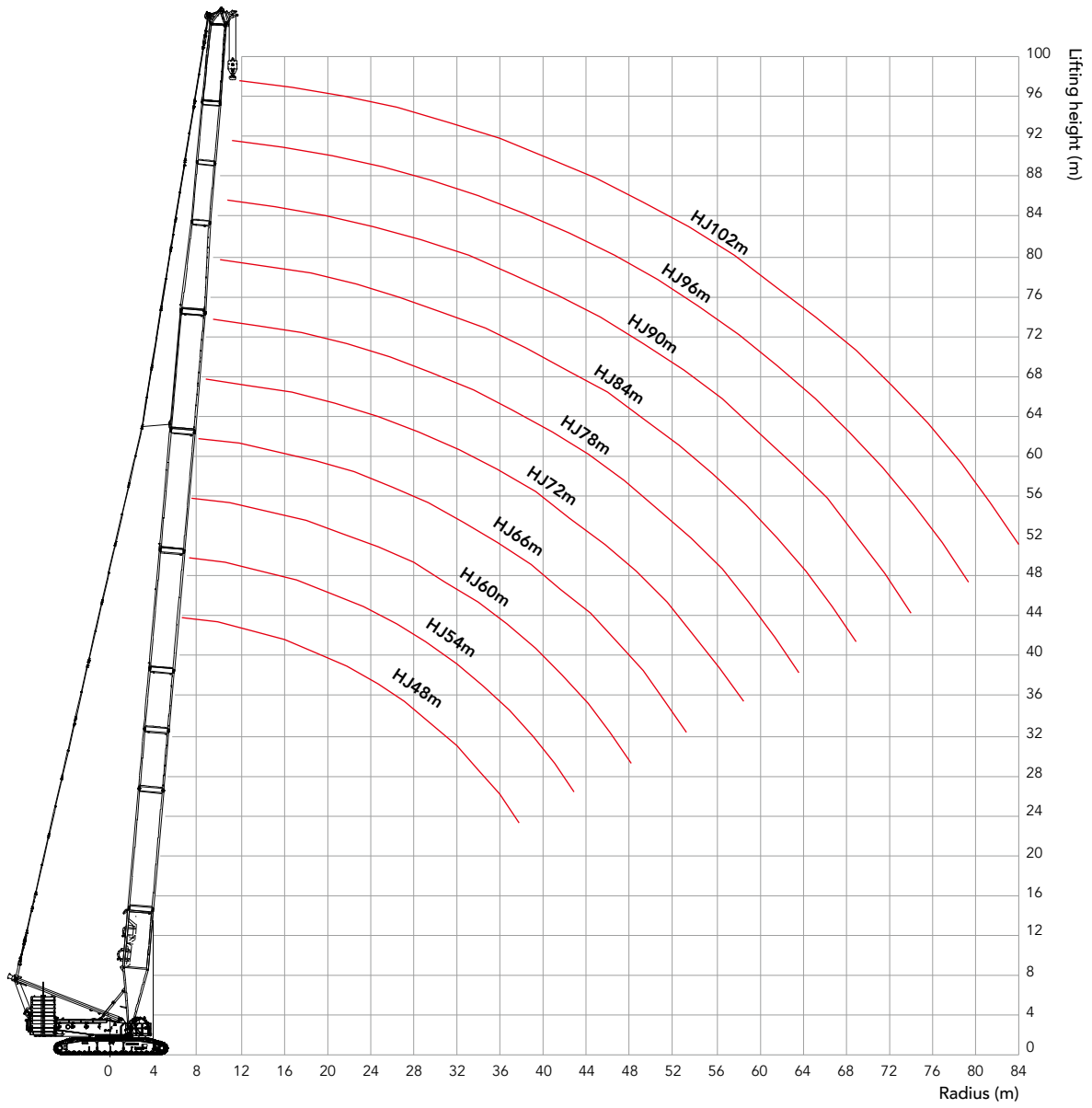
Boom Combination in HJ

Boom Combination in HJ					
Boom length (m)	Boom insert				Jib insert
	6m/ (H6)	12mA/ (H8A)	12mB/ (H8B)	12mC/ (H8C)	6m/ (LJ6A)
48	1	1	-	-	-
54	2	1	-	-	-
60	1	1	1	-	-
66	2	1	1	-	-
72	1	1	2	-	-
78**	2	1	2	-	-
84**	1	1	2	1	-
90**	2	1	2	1	-
96**	2	1	2	1	1
102**	2	1	2	1	2

Note: For combinations of 78m and more, marked with "**", the mid-point suspension cable must be used, otherwise, the boom system may break.
Attention: If the boom length is 84m and more, the crane must boom up from side by side erection outrigger, otherwise, the crane may tip over!



Working Range of HJ



Load Chart of HJ

Note:

1. Meet ISO 4305 standard;
2. The rated load in the table includes the weight of hook, wire rope and other spreader. The weight to be lifted is the sum of the rated load minus the weight of the above items.

HJ Configuration											
Boom length 48~102m, Rear counterweigh 230t, Carbody counterweight 50t											
Boom length Radius(m)	48	54	60	66	72	78	84	90	96	102	Boom length Radius(m)
8	280										8
9	282	277	273								9
10	284	282	276	272	265						10
11	286	283	272	261	251	241	218				11
12	267	258	249	239	230	222	213	170	159		12
14	224	218	211	204	197	190	183	164	155	134	14
16	192	188	183	177	171	166	160	155	151	131	16
18	167	165	160	156	151	146	142	137	133	128	18
20	148	147	143	139	135	131	127	123	119	116	20
22	132	132	128	124	121	118	114	111	108	105	22
24	118	117	116	113	110	107	103	100	98.1	95.5	24
26	105	105	104	103	100	97.6	94.6	91.8	89.4	87.1	26
28	95.4	94.9	94.5	93.8	92.1	89.5	86.7	84.0	81.9	79.8	28
30	86.6	86.1	85.7	85.0	84.5	82.4	79.7	77.3	75.3	73.3	30
32	79.0	78.5	78.2	77.5	76.9	76.1	73.6	71.3	69.5	67.6	32
34	72.5	72.0	71.6	70.9	70.4	69.5	68.2	66.0	64.3	62.5	34
36	66.7	66.3	65.9	65.2	64.6	63.8	62.7	61.2	59.6	58.0	36
38	61.7	61.2	60.9	60.1	59.6	58.7	57.7	56.7	55.4	53.8	38
40	57.1	56.7	56.4	55.6	55.0	54.2	53.1	52.2	51.6	50.1	40
44	49.3	49.0	48.7	47.9	47.4	46.5	45.4	44.5	43.9	43.3	44
48		42.6	42.4	41.6	41.1	40.2	39.1	38.2	37.6	37.0	48
52			37.0	36.4	35.8	34.9	33.9	32.9	32.3	31.7	52
56				31.9	31.3	30.5	29.4	28.4	27.9	27.3	56
60					27.5	26.6	25.6	24.6	24.0	23.4	60
64					24.1	23.3	22.2	21.3	20.7	20.1	64
68						20.3	19.3	18.3	17.8	17.2	68
72							16.7	15.7	15.2	14.6	72
76								13.4	12.9	12.3	76
80								11.3	10.8	10.2	80
84									8.9	8.3	84
88										6.6	88

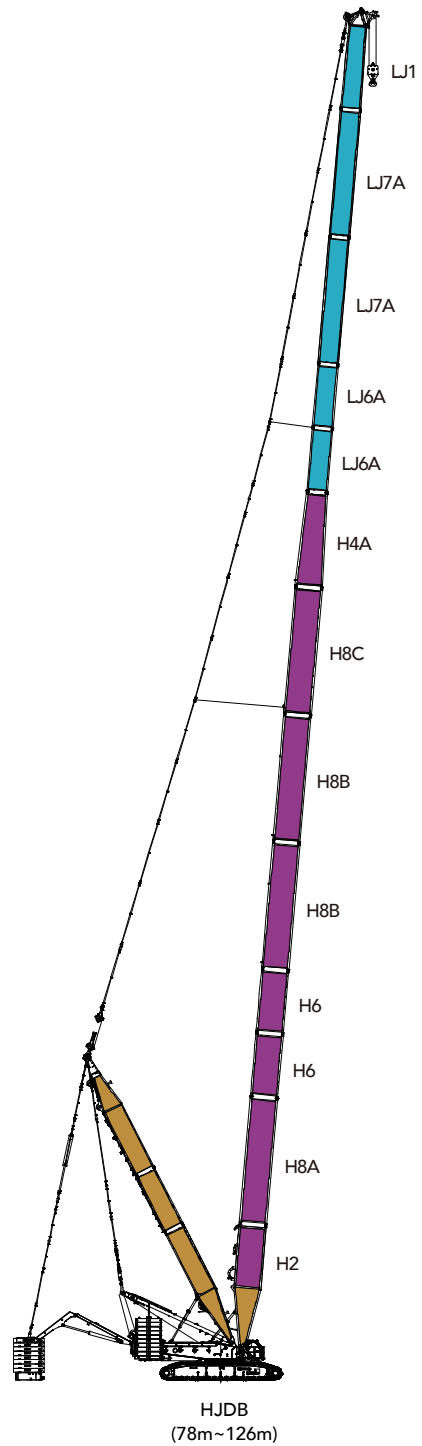
Boom Combination in HJDB

Boom Combination in HJDB

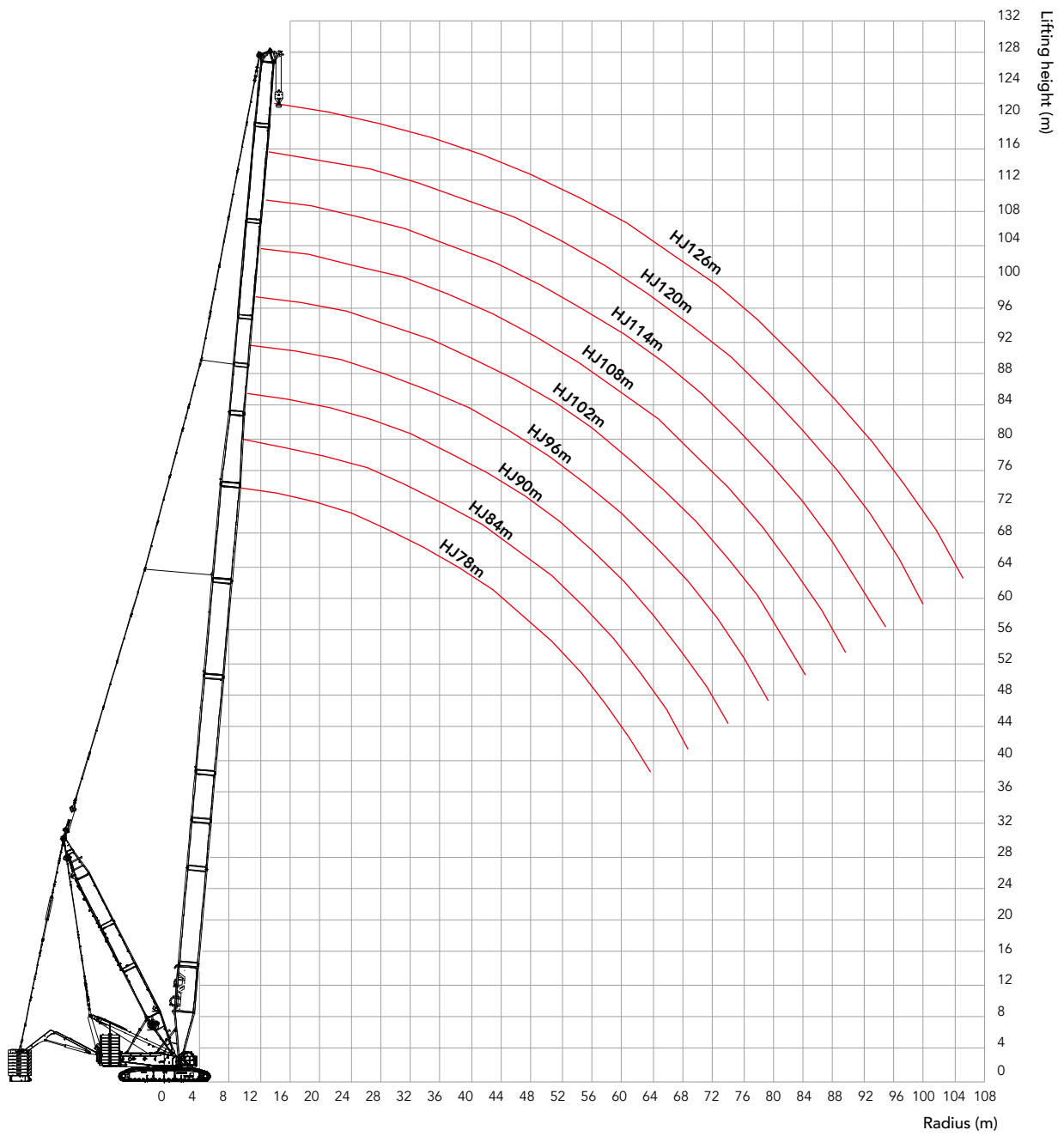
Boom length (m)	Boom insert				Jib insert	
	6m/ (H6)	12mA/ (H8A)	12mB/ (H8B)	12mC/ (H8C)	6m/ (LJ6A)	12m/ (LJ7A)
78	2	1	2	–	–	–
84	1	1	2	1	–	–
90	2	1	2	1	–	–
96**	2	1	2	1	1	–
102**	2	1	2	1	2	–
108**	2	1	2	1	1	1
114**	2	1	2	1	2	1
120**	2	1	2	1	1	2
126**	2	1	2	1	2	2

Note: For combinations of 96m and more, marked with "**", the mid-point suspension cable must be used, otherwise, the boom system may break.

The use of mid-point suspension cable must be strictly in accordance with the Operation Manual.



Working Radius in HJDB



Load Chart of HJDB

Note:

1. Meet ISO 4305 standard;
2. The rated load in the table includes the weight of hook, wire rope and other spreader. The weight to be lifted is the sum of the rated load minus the weight of the above items.

HJDB Configuration										
Boom length 78~126m, Superlift radius 18m, Superlift counterweight 280t, Rear counterweight 160t, Carbody counterweight 50t										
Boom length (m) Radius(m)	78	84	90	96	102	108	114	120	126	Boom length (m) Radius(m)
11	257*	227*								11
12	258*	227*	194*	166*						12
14	260*	228*	194*	165*	143*	122*	107*	92.5*		14
16	262*	228*	194*	166*	143*	122*	107*	92.5*	79.5*	16
18	265*	228*	194*	166*	143*	123*	107*	91.7*	78.8*	18
20	268*	228*	194*	166*	143*	123*	107*	90.9*	78.0*	20
22	269*	227*	194*	166*	143*	123*	106*	90.1*	77.2*	22
24	270	228*	193*	166*	143*	123*	105*	89.2*	76.4*	24
26	267	228	193*	167*	142*	122*	105*	88.6*	75.6*	26
28	246	227	192*	167*	141*	121*	104*	87.7*	74.7*	28
30	228	225	190	166*	140*	121*	103*	86.8*	73.9*	30
32	212	211	188	165*	139*	120*	102*	85.9*	73.1*	32
34	198	197	186	164	137*	119*	101*	85.0*	72.2*	34
36	185	184	183	163	133*	118*	100*	84.1*	71.4*	36
38	174	173	172	162	130*	117*	99.8*	83.2*	70.5*	38
40	164	163	162	161	126*	116*	97.4*	82.3*	69.7*	40
44	147	146	145	144	120*	114*	91.4*	77.5*	66.6*	44
48	132	131	130	130	115	112	86.6*	73.2*	62.4*	48
52	120	119	118	118	110	106	82.0*	69.0*	58.8*	52
56	110	109	108	107	106	101	77.9*	65.4*	55.2*	56
60	101	100	99.5	99.0	98.4	96.5	74.2*	62.1*	52.5*	60
64	93.5	92.5	91.6	91.1	90.5	90.2	71.4*	59.3*	49.9*	64
68	86.5	85.6	84.7	84.2	83.6	83.3	68.7*	56.8*	47.8*	68
72		79.4	78.5	78.0	77.5	77.2	66.5	54.8*	46.0*	72
76			73.0	72.5	72.0	71.7	64.4	53.2*	44.3*	76
80			68.0	67.5	67.0	66.7	62.7	51.7*	42.9*	80
84				63.0	62.5	62.2	61.6	50.6	41.6*	84
88					58.4	58.1	57.5	49.9	40.7*	88
92						54.4	53.8	49.3	40.0*	92
96							50.9	49.1	39.5	96
100								47.2	46.8	100
104									43.9	104
108									39.6	108

Note: The data in the table with * indicates that the superlift counterweight cannot be off the ground under this operating condition.

Load Chart of HJDB

Note:

1. Meet ISO 4305 standard;
2. The rated load in the table includes the weight of hook, wire rope and other spreader. The weight to be lifted is the sum of the rated load minus the weight of the above items.

HJDB Configuration										
Boom length 78~126m, Superlift radius 18m, Superlift counterweight 0t, Rear counterweight 160t, Carbody counterweight 50t										
Boom length (m) Radius(m)	78	84	90	96	102	108	114	120	126	Boom length (m) Radius(m)
11	216	207								11
12	198	191	184	166						12
14	170	164	158	153	143	122	107	92.5		14
16	148	143	138	134	130	122	107	92.5	79.5	16
18	130	126	122	119	115	112	107	91.7	78.8	18
20	116	113	109	106	103	101	98.2	90.9	78.0	20
22	104	101	98.5	95.9	93.3	91.1	88.6	86.3	77.2	22
24	95.0	92.0	89.2	86.9	84.6	82.6	80.3	78.3	76.0	24
26	86.5	83.8	81.2	79.1	77.0	75.2	73.1	71.3	69.2	26
28	77.9	76.6	74.2	72.3	70.4	68.8	66.8	65.2	63.3	28
30	70.3	69.5	68.1	66.3	64.5	63.1	61.3	59.8	58.0	30
32	63.8	63.0	62.2	61.0	59.4	58.0	56.3	54.9	53.2	32
34	58.1	57.3	56.5	56.1	54.8	53.5	51.9	50.6	49.0	34
36	53.2	52.4	51.6	51.2	50.6	49.5	47.9	46.7	45.2	36
38	48.8	48.0	47.2	46.8	46.3	45.8	44.3	43.2	41.7	38
40	45.0	44.1	43.3	42.9	42.4	42.2	41.0	39.9	38.5	40
44	38.4	37.5	36.7	36.2	35.8	35.5	35.0	34.3	33.0	44
48	32.9	32.1	31.2	30.8	30.3	30.1	29.5	29.2	28.2	48
52	28.4	27.5	26.7	26.2	25.7	25.5	24.9	24.6	24.0	52
56	24.5	23.6	22.8	22.4	21.9	21.6	21.1	20.7	20.1	56
60	21.2	20.3	19.5	19.0	18.5	18.3	17.7	17.4	16.8	60
64	18.3	17.4	16.6	16.1	15.7	15.4	14.8	14.5	13.9	64
68	15.7	14.8	14.0	13.6	13.1	12.9	12.3	12.0	11.3	68
72		12.5	11.8	11.3	10.8	10.6	10.0	9.7	9.1	72
76			9.7	9.3	8.8	8.6	8.0	7.7	7.0	76
80			7.9	7.5	7.0	6.8	6.2	5.9	5.2	80
84				5.8	5.3	5.1	4.6	4.2	3.6	84
88					3.8	3.6	3.1	2.7	2.1	88
92						2.2	1.7	1.4	0.7	92
96						0.9	0.4			96

Boom Combination in HJFJ_3

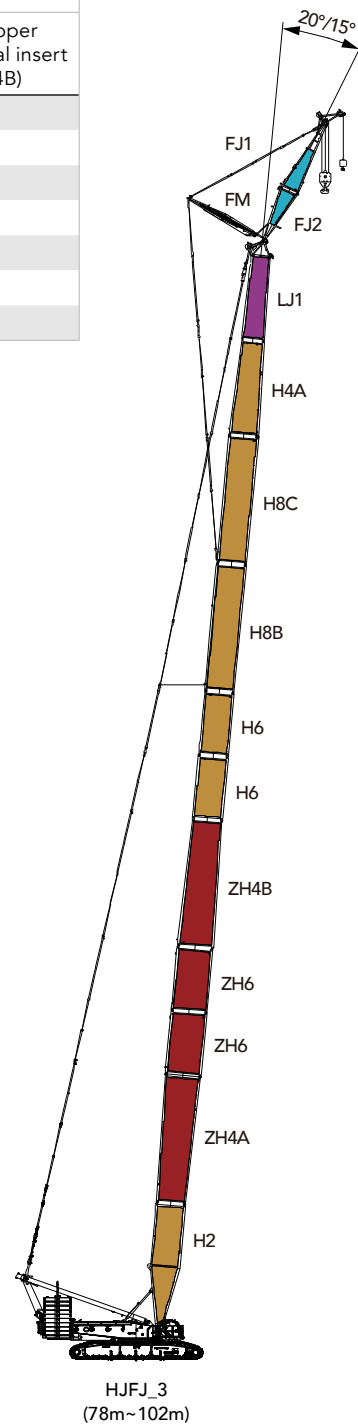
Boom Combination in HJFJ_3

Boom length (m)	Standard boom insert				Power boom insert		
	3m/(H5)	6m/(H6)	12mA/(H8B)	12mA/(H8C)	12m lower transitional insert /(ZH4A)	12m insert /(ZH6)	12m upper transitional insert /(ZH4B)
78**	-	-	-	1	1	2	1
84**	-	1	-	1	1	2	1
90**	-	-	1	1	1	2	1
93**	1	-	1	1	1	2	1
96**	-	1	1	1	1	2	1
99**	1	1	1	1	1	2	1
102**	-	2	1	1	1	2	1

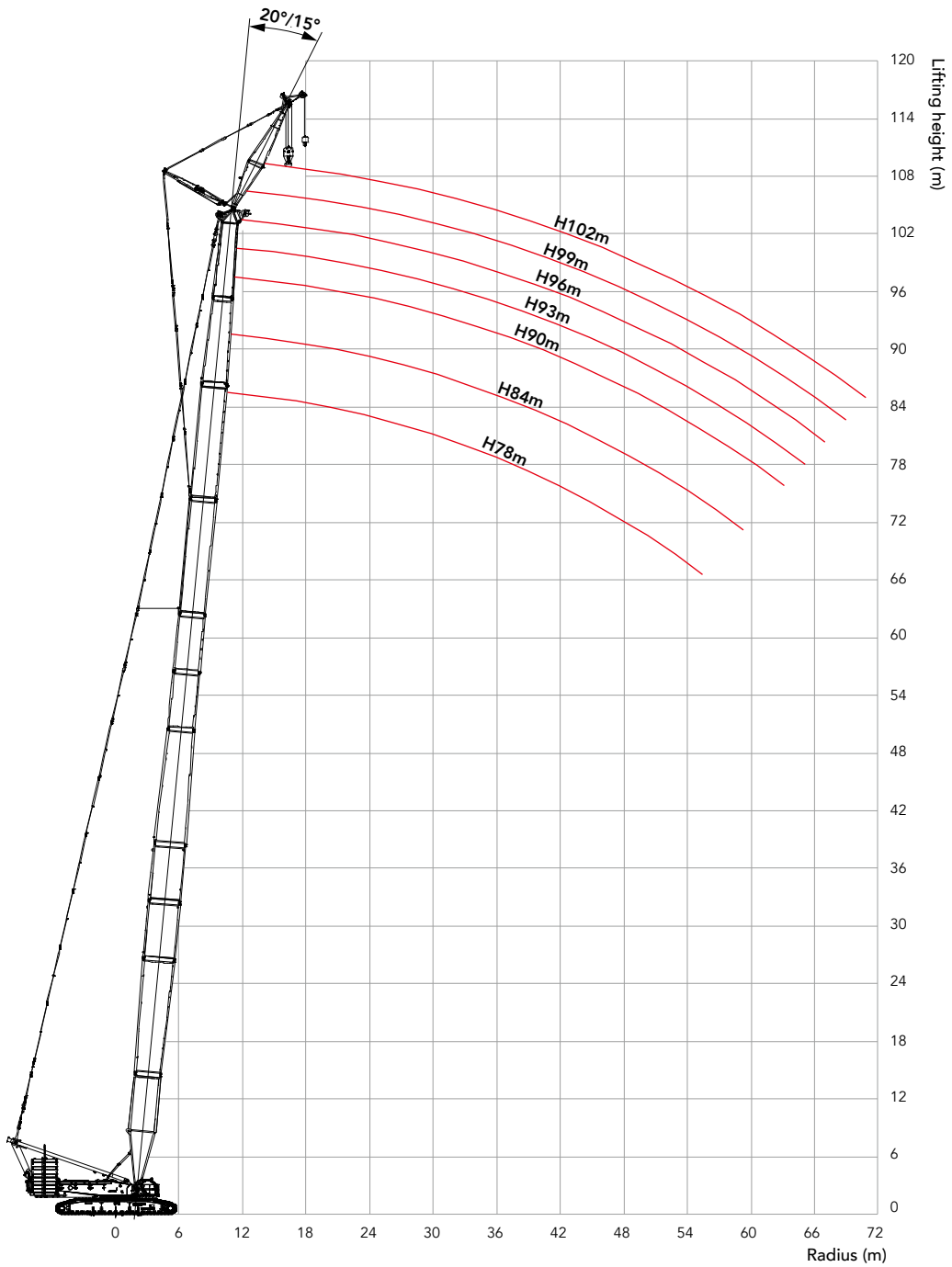
Note: For combinations with "**", the mid-point suspension cable must be used, otherwise, the boom system may break.

The use of mid-point suspension cable must be strictly in accordance with the Operation Manual.

Attention: If the boom length is 78m and more, the crane must boom up from side by side erection outrigger or from the front by the special front erection outrigger, otherwise, the crane may tip over!



Working Radius in HJFJ_3



Load Chart of HJFJ_3

Note:

1. Meet ISO 4305 standard;
2. The rated load in the table includes the weight of hook, wire rope and other spreader. The weight to be lifted is the sum of the rated load minus the weight of the above items.

HJFJ_3 Configuration								
Boom length 78m~102m, Jib length 12m, Offset angle 15°, Rear counterweight 190t, Additional counterweight 47t, Carbody counterweight 50t								
Boom length (m) Radius(m)	78	84	90	93	96	99	102	Boom length (m) Radius(m)
14	160							14
16	160	160	147	148	145	143	133	16
18	152	149	141	144	142	139	132	18
20	139	135	135	134	133	130	129	20
22	127	124	124	123	122	120	118	22
24	117	114	115	113	111	110	109	24
26	108	105	106	105	103	102	101	26
28	101	97.7	98.1	96.7	95.4	94.0	92.8	28
30	93.4	90.8	90.5	89.2	88.0	86.6	85.5	30
32	86.5	85.1	83.8	82.5	81.4	80.1	79.0	32
34	79.1	78.4	77.8	76.5	75.5	74.3	73.2	34
36	72.7	71.9	71.3	70.8	70.2	69.0	68.0	36
38	67.0	66.2	65.6	65.1	64.8	64.2	63.3	38
40	62.0	61.2	60.6	60.1	59.7	59.2	58.7	40
44	53.4	52.6	52.0	51.4	51.1	50.6	50.2	44
48	46.4	45.6	44.9	44.4	44.0	43.5	43.2	48
52	40.5	39.7	39.0	38.5	38.2	37.6	37.2	52
56	35.6	34.7	34.1	33.5	33.2	32.6	32.2	56
60	31.3	30.4	29.8	29.2	28.9	28.3	27.9	60
64	27.6	26.7	26.1	25.5	25.2	24.6	24.2	64
68	24.3	23.4	22.8	22.2	21.9	21.3	20.9	68
72	21.4	20.5	19.9	19.3	19.0	18.4	18.1	72
76	18.8	18.0	17.3	16.8	16.4	15.8	15.5	76
80	16.4	15.6	15.0	14.4	14.1	13.5	13.2	80
84		13.5	12.9	12.3	12.0	11.4	11.1	84
88			11.0	10.4	10.1	9.5	9.2	88
92			9.2	8.7	8.3	7.8	7.3	92
96					6.7	6.2	5.3	96

Load Chart of HJFJ_3

Note:

1. Meet ISO 4305 standard;
2. The rated load in the table includes the weight of hook, wire rope and other spreader. The weight to be lifted is the sum of the rated load minus the weight of the above items.

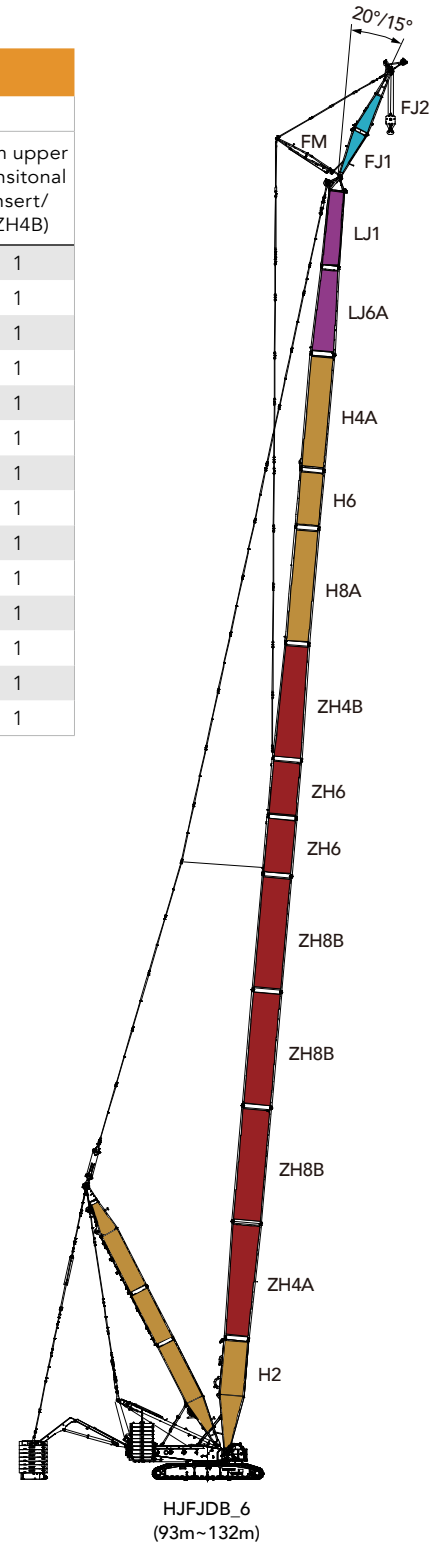
HJFJ_3 Configuration								
Boom length 78m~102m, Jib length 12m, Offset angle 20°, Rear counterweight 190t, Additional counterweight 47t, Carbody counterweight 50t								
Boom length Radius(m)	78	84	90	93	96	99	102	Boom length Radius(m)
16	155	155	137	139				16
18	149	149	133	135	133	131	130	18
20	137	135	129	131	130	128	126	20
22	127	125	124	122	120	119	118	22
24	116	114	114	112	112	110	109	24
26	108	105	105	104	103	101	100	26
28	99.9	97.5	98.2	97.0	95.5	93.7	93.0	28
30	93.5	90.7	91.1	89.8	88.7	87.3	86.2	30
32	87.0	84.1	84.4	83.1	82.0	80.7	79.7	32
34	79.6	78.6	78.3	77.1	76.1	74.8	73.8	34
36	73.1	72.4	71.8	71.3	70.7	69.5	68.0	36
38	67.4	66.7	66.1	65.6	65.3	64.7	63.1	38
40	62.3	61.6	61.0	60.5	60.2	59.7	58.8	40
44	53.7	52.9	52.3	51.8	51.5	51.0	50.6	44
48	46.6	45.8	45.2	44.7	44.4	43.8	43.5	48
52	40.7	39.9	39.3	38.8	38.4	37.9	37.5	52
56	35.7	34.9	34.3	33.7	33.4	32.9	32.5	56
60	31.4	30.6	30.0	29.4	29.1	28.5	28.2	60
64	27.7	26.8	26.2	25.7	25.3	24.8	24.4	64
68	24.4	23.6	22.9	22.4	22.0	21.5	21.1	68
72	21.5	20.6	20.0	19.5	19.1	18.6	18.2	72
76	18.8	18.0	17.4	16.9	16.5	16.0	15.6	76
80	16.4	15.7	15.1	14.5	14.2	13.6	13.3	80
84		13.5	12.9	12.4	12.1	11.5	11.2	84
88			11.0	10.5	10.1	9.6	9.2	88
92			9.2	8.7	8.4	7.8	7.5	92
96					6.7	6.2	5.4	96

Boom Combination in HJFJDB_6

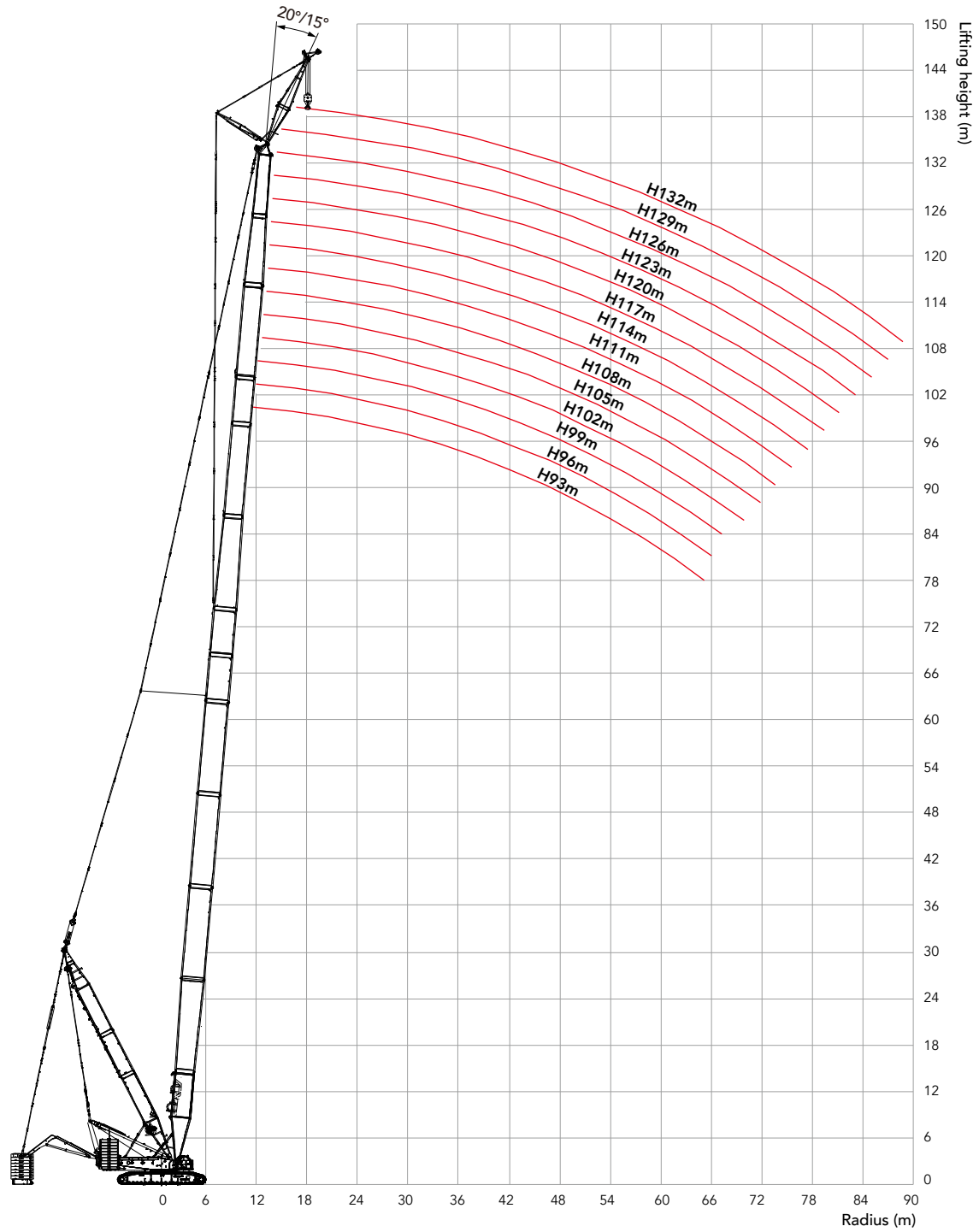
Boom Combination in HJFJDB_6									
Boom length (m)	Standard boom insert				Power boom insert				
	3m/ (H5)	6m/ (H6)	12mA/ (H8A)	12mA/ (H8C)	12m lower transitional insert/ (ZH4A)	12m power boom insert B/ (ZH8B)	12m power boom insert B/ (ZH8B)	6m power boom insert/ (ZH6)	12m upper transitional insert/ (ZH4B)
93**	1	-	-	-	1	1	1	2	1
96**	-	1	-	-	1	1	1	2	1
99**	1	1	-	-	1	1	1	2	1
102**	-	-	-	-	1	2	2	2	1
105**	1	-	-	-	1	2	2	2	1
108**	-	1	-	-	1	2	2	2	1
111**	1	1	-	-	1	2	2	2	1
114**	-	-	-	1	1	2	2	2	1
117**	1	-	-	1	1	2	2	2	1
120**	-	1	-	1	1	2	2	2	1
123**	1	1	-	1	1	2	2	2	1
126**	-	-	1	1	1	2	2	2	1
129**	1	-	1	1	1	2	2	2	1
132**	-	1	1	1	1	2	2	2	1

Note: For combinations with "**", the mid-point suspension cable must be used, otherwise, the boom system may break.

The use of mid-point suspension cable must be strictly in accordance with the Operation Manual.



Working Radius in HJFJDB_6



Load Chart of HJFJDB_6

Note:

1. Meet ISO 4305 standard;
2. The rated load in the table includes the weight of hook, wire rope and other spreader. The weight to be lifted is the sum of the rated load minus the weight of the above items.

HJFJDB_6 Configuration															
Boom length 93m~132m, Jib length 12m, Offset angle 15°, Superlift radius 18m, Superlift counterweight 280t, Rear counterweight 160t, Carbody counterweight 50t															
Boom length (m) Radius(m)	93	96	99	102	105	108	111	114	117	120	123	126	129	132	Boom length (m) Radius(m)
16	160*	160*	160*	160*											16
18	160*	160*	160*	160*	167*	165*	156*	147*	139*	132*	125*	119*			18
20	160*	160*	160*	160*	164*	163*	157*	148*	140*	132*	125*	119*	112*	105*	20
22	160*	160*	160*	160*	159*	159*	157*	148*	140*	132*	125*	118*	111*	104*	22
24	158*	158*	157*	156*	155*	154*	152*	148*	140*	132*	124*	118*	110*	103*	24
26	153*	154*	149*	151*	151*	151*	146*	149*	139*	131*	123*	117*	109*	102*	26
28	150*	149*	143*	147*	147*	147*	141*	148*	138*	130*	121*	115*	108*	101*	28
30	145*	143*	137*	143*	143*	143*	135*	146*	137*	129*	120*	114*	107*	100*	30
32	140*	137*	131*	139*	140*	137*	130*	144*	136*	127*	119*	113*	106*	99.7*	32
34	136*	132*	126*	134*	135*	132*	125*	139*	133*	126*	118*	112*	105*	98.5*	34
36	132*	127*	121*	131*	131*	127*	121*	136*	129*	123*	115*	111*	104*	97.4*	36
38	128*	122*	116*	128*	128*	123*	118*	132*	125*	119*	112*	109*	102*	96.2*	38
40	124*	117*	112*	124*	125*	119*	113*	128	121*	116*	108*	108*	101*	95.0*	40
44	115*	109*	104*	118	116	111*	105*	122	114	109	102*	103*	98.1*	92.5*	44
48	108*	103*	98.1*	112	109	104*	99.8*	115	108	104	97.1	97.2	92.9*	87.7*	48
52	102	96.8*	92.6*	107	103	98.4	93.5	110	103	99.1	91.8	91.4	87.4	83.4*	52
56	97.2	92.1	87.3	102	97.7	93.3	87.9	100	98.4	94.2	87.7	85.9	82.1	78.8*	56
60	92.7	87.5	82.7	93.1	92.5	88.2	83.6	91.2	90.6	89.5	83.8	81.5	77.9	74.4	60
64	87.1	84.1	78.7	85.2	84.5	83.7	79.7	83.3	82.6	82.3	79.5	77.4	74.0	70.6	64
68	80.1	79.8	75.9	78.2	77.5	77.2	75.8	76.3	75.6	75.3	74.6	73.3	70.1	66.9	68
72	73.9	73.6	72.9	72.0	71.3	71.0	70.4	70.1	69.4	69.1	68.4	68.0	66.5	63.4	72
76	68.3	68.0	67.4	66.4	65.7	65.4	64.8	64.5	63.8	63.5	62.8	62.5	61.8	60.9	76
80	63.2	62.9	62.4	61.4	60.7	60.4	59.8	59.5	58.8	58.5	57.8	57.4	56.8	56.4	80
84	58.7	58.4	57.8	56.8	56.2	55.9	55.2	54.9	54.3	53.9	53.3	52.9	52.2	51.9	84
88	54.5	54.2	53.7	52.7	52.0	51.7	51.1	50.8	50.1	49.8	49.1	48.8	48.1	47.7	88
92	50.7	50.4	49.8	48.8	48.2	47.9	47.3	47.0	46.3	46.0	45.3	45.0	44.3	44.0	92
96		46.9	46.3	45.3	44.7	44.4	43.8	43.5	42.9	42.5	41.9	41.5	40.8	40.5	96
100			43.1	42.1	41.5	41.2	40.6	40.3	39.7	39.3	38.7	38.3	37.6	37.3	100
104					38.5	38.2	37.6	37.3	36.7	36.4	35.7	35.4	34.7	34.3	104
108							34.8	34.6	33.9	33.6	33.0	32.6	31.9	31.6	108
112								32.0	31.3	31.0	30.4	30.1	29.4	29.1	112
116										28.6	28.0	27.7	27.0	26.7	116
120											25.7	25.4	24.7	24.4	120
124													22.6	22.3	124
128														20.3	128

Note: The data in the table with * indicates that the superlift counterweight cannot be off the ground under this operating condition.

Load Chart of HJFJDB_6

Note:

1. Meet ISO 4305 standard;
2. The rated load in the table includes the weight of hook, wire rope and other spreader. The weight to be lifted is the sum of the rated load minus the weight of the above items.

HJFJDB_6 Configuration															
Boom length 93m~132m, Jib length 12m, Offset angle 15°, Superlift radius 18m, Superlift counterweight 0t, Rear counterweight 160t, Carbody counterweight 50t															
Boom length Radius(m)	93	96	99	102	105	108	111	114	117	120	123	126	129	132	Boom length Radius(m)
16	129	127	125	122											16
18	114	112	110	108	106	105	103	101	100	98.5	96.7	95.2			18
20	102	100	98.8	96.8	95.1	93.7	92.1	90.7	89.1	87.7	86.1	84.8	83.1	81.9	20
22	91.5	90.2	88.7	86.7	85.2	84.0	82.4	81.2	79.7	78.5	77.0	75.8	74.3	73.2	22
24	82.5	81.4	79.9	78.1	76.7	75.6	74.2	73.1	71.7	70.6	69.2	68.1	66.7	65.6	24
26	74.8	73.7	72.4	70.7	69.3	68.3	67.0	66.0	64.7	63.7	62.3	61.3	60.0	59.0	26
28	68.0	67.0	65.8	64.1	62.9	61.9	60.7	59.7	58.5	57.5	56.3	55.3	54.1	53.2	28
30	62.0	61.1	60.0	58.4	57.1	56.3	55.1	54.2	53.0	52.1	50.9	50.0	48.8	48.0	30
32	56.7	55.9	54.8	53.2	52.1	51.3	50.1	49.3	48.1	47.3	46.2	45.3	44.1	43.3	32
34	52.0	51.2	50.1	48.6	47.5	46.7	45.6	44.9	43.7	43.0	41.9	41.0	39.9	39.1	34
36	47.7	47.0	46.0	44.5	43.4	42.7	41.6	40.9	39.8	39.0	38.0	37.2	36.1	35.3	36
38	43.9	43.2	42.2	40.7	39.7	39.0	37.9	37.2	36.2	35.5	34.4	33.7	32.6	31.9	38
40	40.4	39.7	38.7	37.3	36.3	35.6	34.6	33.9	32.9	32.2	31.2	30.5	29.4	28.7	40
44	33.5	33.3	32.7	31.3	30.3	29.7	28.7	28.1	27.1	26.5	25.5	24.8	23.8	23.2	44
48	27.9	27.6	27.1	26.2	25.3	24.7	23.8	23.2	22.2	21.6	20.7	20.0	19.0	18.4	48
52	23.1	22.9	22.3	21.4	20.8	20.4	19.5	18.9	18.0	17.4	16.5	15.9	14.9	14.3	52
56	19.1	18.8	18.3	17.4	16.8	16.5	15.7	15.2	14.3	13.7	12.8	12.2	11.3	10.7	56
60	15.6	15.3	14.8	13.9	13.3	13.0	12.4	12.0	11.1	10.5	9.6	9.1	8.1	7.6	60
64	12.6	12.3	11.8	10.9	10.3	10.0	9.4	9.1	8.2	7.7	6.8	6.2	5.3	4.8	64
68	9.9	9.7	9.1	8.2	7.6	7.3	6.7	6.5	5.6	5.1	4.2	3.7	2.8	2.3	68
72	7.6	7.3	6.8	5.8	5.2	5.0	4.4	4.1	3.3	2.8	1.9	1.4	0.5		72
76	5.5	5.2	4.7	3.7	3.1	2.9	2.3	2.0	1.2	0.7					76
80	3.6	3.3	2.8	1.8	1.2	1.0	0.4								80
84	1.8	1.6	1.0												84

Load Chart of HJFJDB_6

Note:

1. Meet ISO 4305 standard;
2. The rated load in the table includes the weight of hook, wire rope and other spreader. The weight to be lifted is the sum of the rated load minus the weight of the above items.

HJFJDB_6 Configuration															
Boom length 93m~132m, Jib length 12m, Offset angle 20°, Superlift radius 18m, Superlift counterweight 280t, Rear counterweight 160t, Carbody counterweight 50t															
Boom length (m) Radius(m)	93	96	99	102	105	108	111	114	117	120	123	126	129	132	Boom length (m) Radius(m)
16	160*														16
18	157*	157*	158*	156*	157*	156*	152*	145*	137*						18
20	151*	152*	154*	151*	152*	153*	152*	145*	137*	129*	123*	118*	111*	105*	20
22	146*	148*	150*	147*	148*	150*	149*	145*	137*	130*	123*	118*	111*	104*	22
24	142*	144*	145*	143*	144*	145*	146*	145*	138*	130*	123*	117*	110*	103*	24
26	138*	139*	141*	138*	141*	142*	142*	145*	138*	131*	122*	116*	109*	102*	26
28	134*	136*	137*	135*	137*	138*	136*	142*	138*	130*	121*	115*	108*	101*	28
30	130*	133*	133*	131*	133*	135*	132*	138*	137*	129*	120*	115*	107*	100*	30
32	127*	128*	128*	129*	130*	132*	127*	135*	134*	127*	119*	113*	106*	99.9*	32
34	124*	126*	122*	125*	127*	128*	123*	133*	130*	123*	116*	112*	105*	98.9*	34
36	121*	122*	118*	122*	124*	124*	118*	130*	126*	120*	112*	111*	104*	97.8*	36
38	118*	118*	113*	119*	122*	120*	114*	127*	122*	117*	109*	110*	103*	96.7*	38
40	115*	115*	110*	117*	119*	115*	110*	124*	119*	113*	105*	107*	101*	95.5*	40
44	110*	107*	102*	112*	113	109*	103*	118	113	107*	100*	101*	96.1*	91.3*	44
48	106*	101*	96.2*	108	106	101*	97.8*	112	106	102	95.1*	94.8*	91.1*	86.5*	48
52	100	95.0*	91.0*	104	101	96.3	91.6*	107	101	97.2	90.5	89.7	86.3	81.9*	52
56	95.4	90.5	85.8*	100	95.7	91.4	86.2	100	96.6	92.5	86.0	84.8	81.1	77.4*	56
60	91.1	86.0	81.4	93.4	91.4	86.6	82.1	91.5	90.8	87.9	82.2	80.6	77.0	73.5	60
64	87.2	82.8	77.6	85.4	84.8	82.3	78.5	83.5	82.9	82.5	78.6	76.5	73.1	69.7	64
68	80.2	79.4	74.8	78.4	77.7	77.4	74.7	76.5	75.8	75.5	74.9	72.7	69.3	66.1	68
72	74.0	73.7	72.0	72.1	71.5	71.2	70.6	70.3	69.6	69.3	68.6	68.3	66.2	63.1	72
76	68.4	68.1	67.5	66.5	65.9	65.6	65.0	64.7	64.0	63.7	63.0	62.7	62.0	60.2	76
80	63.3	63.0	62.5	61.5	60.8	60.6	59.9	59.6	59.0	58.6	58.0	57.6	56.9	56.6	80
84	58.7	58.4	57.9	56.9	56.3	56.0	55.3	55.1	54.4	54.1	53.4	53.1	52.4	52.0	84
88	54.5	54.3	53.7	52.7	52.1	51.8	51.2	50.9	50.2	49.9	49.3	48.9	48.2	47.9	88
92	50.7	50.4	49.9	48.9	48.3	48.0	47.4	47.1	46.4	46.1	45.5	45.1	44.4	44.1	92
96		46.9	46.4	45.4	44.8	44.5	43.9	43.6	42.9	42.6	42.0	41.6	41.0	40.6	96
100			43.1	42.1	41.5	41.3	40.6	40.4	39.7	39.4	38.8	38.4	37.7	37.4	100
104					38.5	38.2	37.6	37.4	36.7	36.4	35.8	35.4	34.8	34.4	104
108							34.8	34.6	33.9	33.6	33.0	32.7	32.0	31.7	108
112								32.0	31.3	31.1	30.4	30.1	29.4	29.1	112
116										28.6	28.0	27.7	27.0	26.7	116
120											25.7	25.4	24.8	24.4	120
124													22.6	22.3	124
128														20.3	128

Note: The data in the table with * indicates that the superlift counterweight cannot be off the ground under this operating condition.

Load Chart of HJFJDB_6

Note:

1. Meet ISO 4305 standard;
2. The rated load in the table includes the weight of hook, wire rope and other spreader. The weight to be lifted is the sum of the rated load minus the weight of the above items.

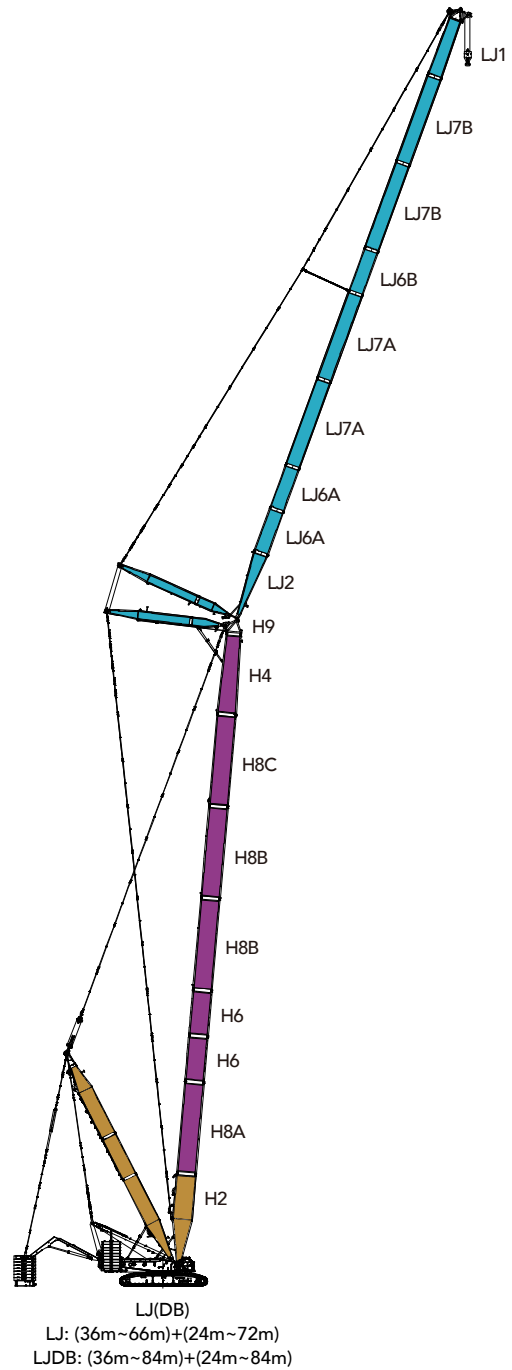
HJFJDB_6 Configuration															
Boom length 93m~132m, Jib length 12m, Offset angle 20°, Superlift radius 18m, Superlift counterweight 0t, Rear counterweight 160t, Carbody counterweight 50t															
Boom length Radius(m)	93	96	99	102	105	108	111	114	117	120	123	126	129	132	Boom length Radius(m)
16	130														16
18	115	114	112	109	108	106	104	103	101						18
20	103	101	99.9	97.9	96.2	94.9	93.2	91.9	90.2	88.9	87.3	86.0	84.4	83.1	20
22	92.4	91.2	89.6	87.8	86.2	85.0	83.5	82.3	80.8	79.6	78.1	76.9	75.4	74.3	22
24	83.4	82.2	80.8	79.1	77.6	76.5	75.1	74.0	72.7	71.6	70.2	69.1	67.7	66.6	24
26	75.6	74.5	73.2	71.5	70.2	69.2	67.9	66.9	65.6	64.6	63.3	62.2	60.9	60.0	26
28	68.7	67.8	66.5	64.9	63.6	62.7	61.5	60.6	59.3	58.4	57.2	56.2	55.0	54.0	28
30	62.7	61.8	60.6	59.1	57.9	57.0	55.8	55.0	53.8	52.9	51.7	50.8	49.7	48.8	30
32	57.4	56.5	55.4	53.9	52.7	51.9	50.8	50.0	48.8	48.0	46.9	46.0	44.9	44.1	32
34	52.6	51.8	50.7	49.2	48.1	47.4	46.3	45.5	44.4	43.6	42.5	41.7	40.6	39.9	34
36	48.3	47.5	46.5	45.0	44.0	43.3	42.2	41.5	40.4	39.7	38.6	37.8	36.8	36.0	36
38	44.4	43.7	42.7	41.3	40.2	39.5	38.5	37.8	36.8	36.1	35.0	34.3	33.2	32.5	38
40	40.9	40.2	39.2	37.8	36.8	36.1	35.1	34.5	33.4	32.8	31.8	31.0	30.0	29.3	40
44	33.9	33.7	33.1	31.8	30.8	30.2	29.2	28.6	27.6	27.0	26.0	25.3	24.3	23.7	44
48	28.2	28.0	27.5	26.6	25.7	25.1	24.2	23.6	22.6	22.0	21.1	20.5	19.5	18.9	48
52	23.4	23.2	22.7	21.8	21.2	20.8	19.8	19.3	18.4	17.8	16.9	16.3	15.3	14.8	52
56	19.3	19.1	18.6	17.7	17.1	16.9	16.1	15.5	14.6	14.1	13.2	12.6	11.7	11.1	56
60	15.8	15.6	15.1	14.1	13.6	13.3	12.7	12.2	11.4	10.8	9.9	9.4	8.5	7.9	60
64	12.8	12.5	12.0	11.1	10.5	10.3	9.7	9.3	8.4	7.9	7.1	6.5	5.6	5.1	64
68	10.1	9.8	9.3	8.4	7.8	7.6	7.0	6.7	5.8	5.3	4.5	3.9	3.1	2.6	68
72	7.7	7.5	6.9	6.0	5.4	5.2	4.6	4.3	3.5	3.0	2.2	1.6	0.8	0.3	72
76	5.6	5.3	4.8	3.9	3.3	3.0	2.4	2.2	1.4	0.9					76
80	3.6	3.4	2.9	1.9	1.3	1.1	0.5								80
84	1.9	1.6	1.1												84
88	0.3														88

Boom Combination in LJ(DB)

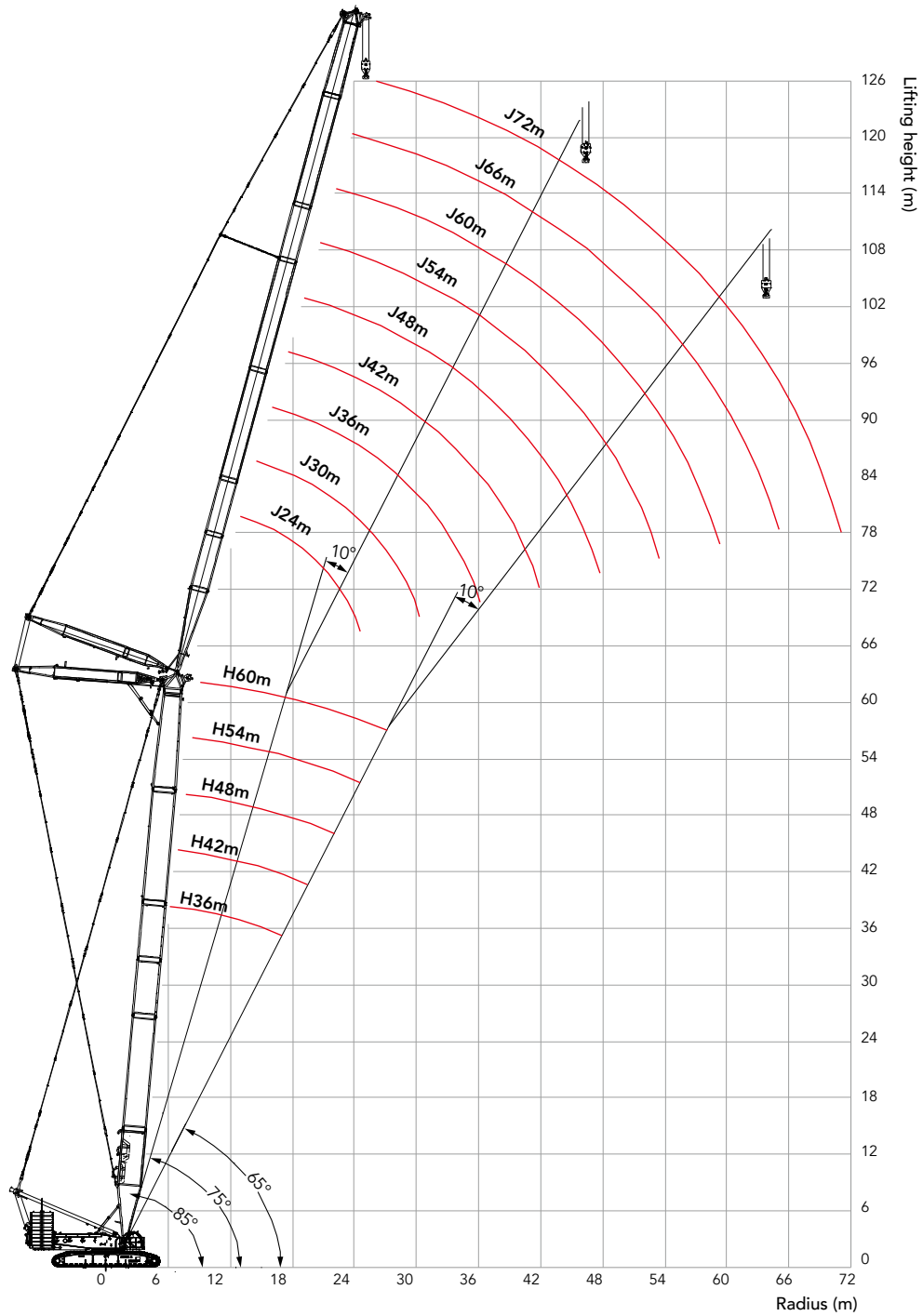
Boom Combination in LJ(DB)

Jib length (m)	Jib insert				Boom length (m)
	6 mA	6mB	12mA	12mB	
24	1	-	-	-	36-66(LJ) 36~84(LJDB) 60m+72/84+84 (Longest boom+longest jib) 85° 75° 65°
30	2	-	-	-	
36	1	-	1	-	
42	2	-	1	-	
48	1	-	2	-	
54	2	-	2	-	
60	2	1	2	-	
66**	2	-	2	1	
72**	2	1	2	1	
78**	2	-	2	2	
84**	2	1	2	2	

Note: In LJ configuration, the boom length is 24m~72m, and in LJDB, 24m~84m.
For combinations of 66m~84m, marked with "**", the mid-point suspension cable must be used for jib, otherwise, the boom system may break.
Attention: In LJ configuration, the crane must boom up strictly in accordance with LJ Erection and Lowering Table in Operation Manual, otherwise, the crane may tip over!



Working Radius in LJ(DB)



Load Chart of LJ

Note:

1. Meet ISO 4305 standard;
2. The rated load in the table includes the weight of hook, wire rope and other spreader. The weight to be lifted is the sum of the rated load minus the weight of the above items.

LJ Configuration

Boom length 36m, Boom angle 85°, Jib length 24~72m, Rear counterweight 230t, Carbody counterweight 50t

Jib length (m) Radius(m)	24	30	36	42	48	54	60	66	72	Jib length (m) Radius(m)
	14	217								
16	190	183								16
18	168	163	158	153						18
20	151	146	142	138	134					20
22	137	133	129	125	122	118				22
24	125	121	118	115	112	108	106	95.6		24
26	114	112	109	105	103	100	97.7	93.5	81.5	26
28	104	103	101	98.0	95.5	92.9	90.4	88.3	80.1	28
30		95.3	93.9	91.1	88.8	86.4	84.0	82.1	78.7	30
32		87.4	87.5	85.0	82.9	80.6	78.4	76.6	74.5	32
34		80.4	80.7	79.6	77.6	75.4	73.4	71.7	69.7	34
36			74.8	74.2	72.9	70.8	68.9	67.3	65.4	36
38			69.5	69.0	68.6	66.7	64.8	63.3	61.5	38
40			64.6	64.3	64.0	62.9	61.1	59.6	57.9	40
44				56.3	56.1	55.4	54.7	53.3	51.7	44
48					49.5	49.0	48.4	48.0	46.5	48
52					43.9	43.6	43.0	42.6	41.9	52
56						38.8	38.4	38.1	37.4	56
60							34.4	34.1	33.5	60
64								30.7	30.0	64
68								27.6	27.0	68
72									24.3	72

LJ Configuration

Boom length 42m, Boom angle 85°, Jib length 24~72m, Rear counterweight 230t, Carbody counterweight 50t

Jib length (m) Radius(m)	24	30	36	42	48	54	60	66	72	Jib length (m) Radius(m)
	14	209								
16	183	177								16
18	162	157	153							18
20	146	142	138	133	130					20
22	132	129	125	121	118	115				22
24	121	118	115	111	108	105	102			24
26	111	108	106	102	100	97.4	94.8	88.0	77.0	26
28	103	100	98.2	95.3	92.9	90.3	87.8	85.5	75.5	28
30		93.7	91.4	88.7	86.4	84.0	81.7	79.7	73.8	30
32		87.1	85.4	82.8	80.7	78.4	76.2	74.4	72.1	32
34		80.2	80.0	77.6	75.6	73.4	71.4	69.7	67.7	34
36			74.5	72.9	71.0	69.0	67.0	65.4	63.5	36
38			69.2	68.7	66.9	64.9	63.1	61.6	59.8	38
40			64.4	64.1	63.2	61.3	59.5	58.1	56.3	40
44				56.1	55.8	54.9	53.2	51.9	50.3	44
48					49.3	48.7	48.0	46.7	45.2	48
52					43.7	43.3	42.8	42.3	40.8	52
56						38.7	38.2	37.8	37.0	56
60							34.2	33.9	33.2	60
64							30.6	30.5	29.8	64
68								27.4	26.8	68
72									24.1	72

Load Chart of LJ

Note:

1. Meet ISO 4305 standard;
2. The rated load in the table includes the weight of hook, wire rope and other spreader. The weight to be lifted is the sum of the rated load minus the weight of the above items.

LJ Configuration										
Boom length 48m, Boom angle 85°, Jib length 24~72m, Rear counterweight 230t, Carbody counterweight 50t										
Jib length (m) Radius(m)	24	30	36	42	48	54	60	66	72	Jib length (m) Radius(m)
16	176	170								16
18	157	152	148							18
20	141	137	133	129						20
22	128	125	121	118	115	109				22
24	118	114	111	108	105	102	93.3			24
26	108	105	103	99.9	97.3	94.6	90.5	80.2		26
28	100	98.0	95.5	92.6	90.2	87.7	85.3	77.9	69.3	28
30	93.9	91.2	88.9	86.2	84.0	81.6	79.4	75.6	67.7	30
32		85.2	83.1	80.6	78.5	76.2	74.1	72.3	65.7	32
34		80.0	77.9	75.5	73.6	71.4	69.4	67.7	63.7	34
36			73.3	71.0	69.2	67.1	65.2	63.6	61.7	36
38			69.0	66.9	65.2	63.2	61.4	59.9	58.1	38
40			64.2	63.2	61.6	59.7	57.9	56.5	54.7	40
44				55.8	55.2	53.5	51.8	50.5	48.9	44
48					49.1	48.2	46.7	45.5	43.9	48
52					43.5	43.1	42.3	41.1	39.7	52
56						38.5	38.0	37.4	36.0	56
60							34.0	33.7	32.7	60
64							30.5	30.3	29.6	64
68								27.2	26.6	68
72									24.0	72
76									21.5	76

LJ Configuration										
Boom length 54m, Boom angle 85°, Jib length 24~72m, Rear counterweight 230t, Carbody counterweight 50t										
Jib length (m) Radius(m)	24	30	36	42	48	54	60	66	72	Jib length (m) Radius(m)
16	170									16
18	151	147	143							18
20	137	133	129	125						20
22	124	121	118	114	111					22
24	114	111	108	105	102	96.0	84.8			24
26	105	102	100	97.0	94.4	91.7	82.2	72.9		26
28	97.9	95.2	92.8	90.0	87.6	85.1	79.1	71.1	63.4	28
30	91.2	88.7	86.4	83.8	81.6	79.2	76.4	68.9	61.9	30
32		82.9	80.8	78.3	76.3	74.0	71.9	66.3	60.1	32
34		77.8	75.8	73.5	71.5	69.4	67.4	64.0	58.2	34
36		73.3	71.4	69.1	67.3	65.2	63.3	61.4	56.0	36
38			67.3	65.1	63.4	61.5	59.6	58.1	54.1	38
40			63.7	61.6	59.9	58.0	56.3	54.8	51.9	40
44				55.3	53.8	52.0	50.4	49.1	47.5	44
48					48.6	46.9	45.4	44.2	42.6	48
52					43.3	42.6	41.1	39.9	38.5	52
56						38.0	37.4	36.3	34.9	56
60							33.1	32.8	31.7	60
64							29.1	29.3	28.8	64
68								25.9	25.8	68
72									23.2	72
76									20.7	76

Load Chart of LJ

Note:

1. Meet ISO 4305 standard;
2. The rated load in the table includes the weight of hook, wire rope and other spreader. The weight to be lifted is the sum of the rated load minus the weight of the above items.

LJ Configuration

Boom length 60m, Boom angle 85°, Jib length 24~72m, Rear counterweight 230t, Carbody counterweight 50t

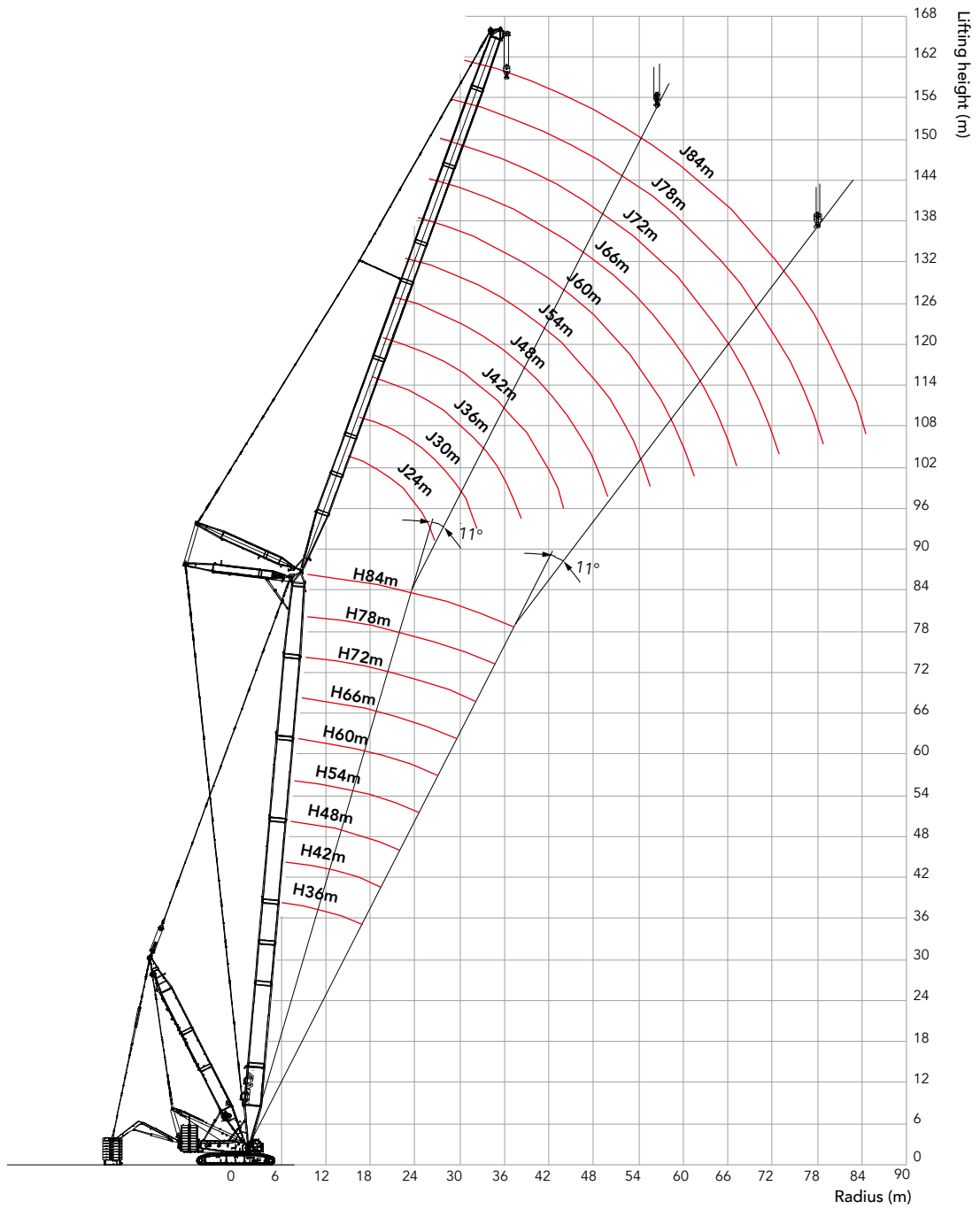
Jib length (m) Radius(m)	24	30	36	42	48	54	60	66	72	Jib length (m) Radius(m)
	16	163								
18	146	142								18
20	132	128	125	117						20
22	120	117	114	110	100					22
24	110	107	104	101	96.2	86.3				24
26	102	99.5	96.9	94.0	91.5	82.7	74.3	66.6		26
28	95.0	92.3	90.0	87.2	84.9	79.0	71.8	64.5	57.9	28
30	88.5	86.1	83.9	81.3	79.1	75.4	68.8	62.4	56.2	30
32		80.5	78.5	76.0	74.0	71.7	65.8	60.3	54.4	32
34		75.6	73.7	71.3	69.4	67.3	62.8	57.7	52.6	34
36		71.2	69.4	67.1	65.3	63.3	59.8	55.2	50.8	36
38			65.4	63.3	61.6	59.6	56.8	52.8	48.8	38
40			61.9	59.8	58.2	56.3	54.0	50.6	47.0	40
44				52.9	51.8	50.2	48.0	45.8	42.9	44
48				45.3	45.0	44.2	42.6	41.2	38.9	48
52					39.3	38.9	37.9	36.7	35.2	52
56						34.0	33.5	32.8	31.8	56
60						29.7	29.5	29.3	28.5	60
64							26.1	26.1	25.5	64
68								23.1	22.8	68
72									20.5	72
76									18.3	76

LJ Configuration

Boom length 66m, Boom angle 85°, Jib length 24~72m, Rear counterweight 230t, Carbody counterweight 50t

Jib length (m) Radius(m)	24	30	36	42	48	54	60	66	72	Jib length (m) Radius(m)
	16	157								
18	141	136								18
20	127	124	120							20
22	116	113	110	104	92.0					22
24	107	104	101	98.3	90.2	79.1				24
26	99.1	96.3	93.8	90.9	88.3	77.8	68.1			26
28	92.0	89.5	87.2	84.5	82.2	76.4	67.1	59.4		28
30	85.8	83.5	81.3	78.8	76.6	74.3	66.0	58.6	51.2	30
32		78.1	76.1	73.7	71.7	69.5	64.8	57.8	50.6	32
34		73.3	71.5	69.2	67.3	65.2	63.2	56.9	49.9	34
36		69.1	67.3	65.1	63.3	61.3	59.4	56.0	49.3	36
38			63.5	61.4	59.7	57.8	56.0	54.5	48.6	38
40			60.1	58.1	56.4	54.6	52.8	51.4	47.8	40
44				52.2	50.7	49.0	47.3	46.0	44.4	44
48				47.2	45.8	44.2	42.6	41.4	39.9	48
52					41.6	40.1	38.6	37.4	36.0	52
56						36.5	35.1	34.0	32.6	56
60						33.3	32.0	30.9	29.6	60
64							29.2	28.2	26.9	64
68								25.8	24.5	68
72								23.7	22.4	72
76									20.5	76

Working Radius in LJDB



Load Chart of LJDB

Note:

1. Meet ISO 4305 standard;
2. The rated load in the table includes the weight of hook, wire rope and other spreader. The weight to be lifted is the sum of the rated load minus the weight of the above items.

LJDB Configuration												
Boom length 36m, Boom angle 85°, Jib length 24~84m, Superlift radius 18m, Superlift counterweight 280t, Rear counterweight 160t, Carbody counterweight 50t												
Jib length (m) Radius(m)	24	30	36	42	48	54	60	66	72	78	84	Jib length (m) Radius(m)
14	274*											14
16	264*	252*										16
18	256*	241*	223*	189*								18
20	241*	226*	212*	182*	155*							20
22	225*	214*	200*	175*	151*	129*						22
24	210*	201*	190*	168*	146*	127*	109*	94.3*				24
26	196*	191*	179*	160*	141*	123*	106*	92.8*	81.3*			26
28	185*	179*	167*	151*	135*	119*	104*	91.2*	79.9*	68.0*		28
30		164*	155*	143*	129*	115*	101*	89.1*	78.6*	67.5*	57.7*	30
32		150*	144*	134*	123*	110*	98.6*	87.0*	76.8*	66.6*	57.2*	32
34		137*	133*	126*	117*	106*	95.4*	84.9*	75.4*	65.4*	56.7*	34
36			123*	118*	110*	101*	91.6*	82.2*	73.6*	64.1*	56.2*	36
38			114*	109*	104*	96.9*	88.5*	79.6*	71.8*	62.8*	55.5*	38
40			104*	103*	98.6*	92.3*	84.7*	77.5*	70.0*	61.2*	54.4*	40
44				89.1*	86.9*	83.2*	77.9*	71.7*	65.6*	58.4*	52.2*	44
48					76.4*	74.9*	71.2*	66.5*	61.7*	55.2*	49.8*	48
52					66.8*	66.4*	64.5*	61.2*	57.2*	51.1*	47.4*	52
56						59.2*	57.9*	56.2*	53.0*	46.3*	44.6*	56
60							52.4*	51.3*	49.0*	41.6*	42.2*	60
64								46.3*	45.0*	37.6*	39.5*	64
68								42.1*	41.5*	33.7*	37.0*	68
72									37.9*	30.8*	34.5*	72
76										27.2*	32.2*	76
80										24.9*	29.5*	80
84											26.6*	84

Note: The data in the table with * indicates that the superlift counterweight cannot be off the ground under this operating condition.

Load Chart of LJDB

Note:

1. Meet ISO 4305 standard;
2. The rated load in the table includes the weight of hook, wire rope and other spreader. The weight to be lifted is the sum of the rated load minus the weight of the above items.

LJDB Configuration												
Boom length 36m, Boom angle 85°, Jib length 24~84m, Superlift radius 18m, Superlift counterweight 0t, Rear counterweight 160t, Carbody counterweight 50t												
Jib length (m) Radius(m)	24	30	36	42	48	54	60	66	72	78	84	Jib length (m) Radius(m)
14	198											14
16	173	167										16
18	153	148	144	139								18
20	137	133	129	125	122							20
22	124	121	117	114	110	107						22
24	110	110	107	104	101	98.6	95.8	93.4				24
26	99.5	99.5	99.0	95.9	93.4	90.7	88.2	86.0	81.3			26
28	90.0	90.2	90.0	88.7	86.4	83.9	81.5	79.5	77.3	68.0		28
30		82.4	82.2	81.5	80.2	77.9	75.7	73.8	71.7	67.5	57.7	30
32		75.5	75.5	74.8	74.3	72.6	70.5	68.8	66.8	65.1	57.2	32
34		69.5	69.7	69.0	68.5	67.8	65.9	64.3	62.4	60.8	56.7	34
36			64.5	63.9	63.5	62.8	61.8	60.3	58.5	56.9	55.2	36
38			59.9	59.4	59.0	58.3	57.7	56.6	54.9	53.4	51.7	38
40			55.7	55.4	55.0	54.3	53.7	53.3	51.6	50.2	48.6	40
44				48.4	48.2	47.5	46.9	46.5	45.8	44.7	43.1	44
48					42.5	42.0	41.4	41.0	40.3	39.8	38.5	48
52					37.6	37.2	36.7	36.3	35.7	35.2	34.5	52
56						33.2	32.7	32.4	31.7	31.3	30.6	56
60							29.3	29.0	28.4	27.9	27.2	60
64								26.0	25.4	25.0	24.3	64
68								23.3	22.8	22.4	21.7	68
72									20.4	20.1	19.4	72
76										18.0	17.4	76
80										16.1	15.5	80
84											13.8	84

Load Chart of LJDB

Note:

1. Meet ISO 4305 standard;
2. The rated load in the table includes the weight of hook, wire rope and other spreader. The weight to be lifted is the sum of the rated load minus the weight of the above items.

LJDB Configuration												
Boom length 42m, Boom angle 85°, Jib length 24~84m, Superlift radius 18m, Superlift counterweight 280t, Rear counterweight 160t, Carbody counterweight 50t												
Jib length (m) Radius(m)	24	30	36	42	48	54	60	66	72	78	84	Jib length (m) Radius(m)
14	272*											14
16	263*	247*										16
18	256*	240*	205*									18
20	245*	227*	196*	169*	145*							20
22	227*	211*	187*	162*	141*	121*						22
24	213*	195*	176*	155*	136*	119*	103*					24
26	192*	181*	165*	148*	131*	115*	100*	88.3*	77.0*			26
28	174*	166*	154*	140*	126*	111*	98.1*	86.4*	75.9*	64.9*		28
30		151*	143*	132*	120*	107*	95.2*	84.5*	74.3*	64.4*	54.9*	30
32		139*	133*	124*	114*	103*	92.3*	82.1*	73.1*	63.4*	54.5*	32
34		127*	124*	117*	108*	99.2*	89.4*	79.7*	71.4*	62.2*	54.1*	34
36			114*	109*	103*	95.0*	85.9*	77.2*	69.5*	61.1*	53.7*	36
38			105*	101*	97.0*	90.1*	83.0*	74.8*	67.9*	59.6*	53.0*	38
40			97.7*	94.9*	91.0*	85.9*	79.5*	72.4*	65.8*	58.1*	52.0*	40
44				82.7*	80.5*	76.9*	72.6*	67.0*	61.7*	55.1*	49.4*	44
48					70.7*	69.3*	65.8*	61.9*	57.7*	51.9*	47.2*	48
52					61.9*	61.6*	59.7*	56.7*	53.3*	48.7*	44.4*	52
56						54.6*	53.6*	51.7*	49.4*	45.4*	41.9*	56
60							48.2*	47.1*	45.2*	42.5*	39.3*	60
64							43.1*	42.6*	41.5*	38.0*	36.8*	64
68								38.3*	37.9*	34.3*	34.4*	68
72									34.6*	30.9*	31.8*	72
76										28.0*	29.4*	76
80										25.2*	27.3*	80
84											25.0*	84

Note: The data in the table with * indicates that the superlift counterweight cannot be off the ground under this operating condition.

Load Chart of LJDB

Note:

1. Meet ISO 4305 standard;
2. The rated load in the table includes the weight of hook, wire rope and other spreader. The weight to be lifted is the sum of the rated load minus the weight of the above items.

LJDB Configuration												
Boom length 42m, Boom angle 85°, Jib length 24~84m, Superlift radius 18m, Superlift counterweight 0t, Rear counterweight 160t, Carbody counterweight 50t												
Jib length Radius(m)	24	30	36	42	48	54	60	66	72	78	84	Jib length Radius(m)
14	190											14
16	167	161										16
18	148	143	139									18
20	133	129	125	121	118							20
22	121	117	114	110	107	104						22
24	110	107	104	101	98.6	95.7	93.0					24
26	99.5	99.0	96.3	93.4	90.9	88.2	85.7	83.5	77.0			26
28	90.0	90.1	89.2	86.4	84.1	81.6	79.3	77.3	75.1	64.9		28
30		82.3	82.1	80.3	78.2	75.8	73.7	71.8	69.7	64.4	54.9	30
32		75.5	75.4	74.7	72.9	70.7	68.7	67.0	65.0	63.3	54.5	32
34		69.5	69.6	68.9	68.2	66.2	64.2	62.6	60.7	59.1	54.1	34
36			64.4	63.8	63.3	62.1	60.2	58.7	56.9	55.4	53.6	36
38			59.8	59.3	58.9	58.2	56.6	55.2	53.4	52.0	50.3	38
40			55.7	55.3	54.9	54.2	53.3	51.9	50.3	48.9	47.2	40
44				48.3	48.1	47.4	46.8	46.3	44.7	43.5	41.9	44
48					42.4	41.9	41.2	40.8	40.1	38.9	37.4	48
52						37.6	37.2	36.6	36.2	35.5	34.9	52
56							33.1	32.6	32.3	31.6	31.1	56
60								29.2	28.9	28.2	27.8	60
64									26.1	25.9	25.3	64
68										23.2	22.7	68
72											20.4	72
76												76
80												80
84												84

Load Chart of LJDB

Note:

1. Meet ISO 4305 standard;
2. The rated load in the table includes the weight of hook, wire rope and other spreader. The weight to be lifted is the sum of the rated load minus the weight of the above items.

LJDB Configuration												
Boom length 48m, Boom angle 85°, Jib length 24~84m, Superlift radius 18m, Superlift counterweight 280t, Rear counterweight 160t, Carbody counterweight 50t												
Jib length (m) Radius(m)	24	30	36	42	48	54	60	66	72	78	84	Jib length (m) Radius(m)
16	258*	221*										16
18	241*	211*	181*									18
20	223*	199*	175*	151*								20
22	205*	185*	165*	146*	127*	110*						22
24	187*	172*	156*	139*	123*	107*	94.5*					24
26	171*	160*	146*	132*	118*	104*	92.0*	81.1*				26
28	155*	146*	136*	125*	113*	101*	89.5*	79.0*	69.9*			28
30	141*	135*	128*	117*	108*	97.4*	86.9*	77.4*	68.9*	59.8*	51.1*	30
32		123*	118*	111*	103*	93.6*	84.3*	75.2*	67.0*	58.9*	50.8*	32
34		113*	110*	104*	97.6*	89.1*	81.1*	73.0*	65.5*	57.6*	50.5*	34
36			101*	97.4*	92.1*	85.3*	77.9*	70.8*	63.7*	56.3*	50.0*	36
38			94.4*	90.7*	86.7*	80.9*	74.8*	68.1*	61.8*	54.9*	49.1*	38
40			87.0*	84.8*	81.3*	77.0*	71.6*	65.9*	59.9*	53.6*	47.9*	40
44				73.1*	71.9*	68.9*	64.8*	60.8*	56.2*	50.7*	45.6*	44
48					63.1*	61.4*	58.6*	55.5*	52.1*	47.4*	43.1*	48
52					55.1*	54.6*	53.1*	50.8*	47.8*	44.3*	40.6*	52
56						48.3*	47.7*	46.1*	44.2*	40.9*	38.2*	56
60							42.5*	41.5*	40.3*	37.9*	35.6*	60
64							38.0*	37.4*	36.5*	34.9*	33.0*	64
68								33.7*	33.2*	32.0*	30.6*	68
72									30.2*	29.3*	28.2*	72
76									27.3*	26.9*	25.9*	76
80										24.3*	23.7*	80
84											21.8*	84
88											20.9*	88

Note: The data in the table with * indicates that the superlift counterweight cannot be off the ground under this operating condition.

Load Chart of LJDB

Note:

1. Meet ISO 4305 standard;
2. The rated load in the table includes the weight of hook, wire rope and other spreader. The weight to be lifted is the sum of the rated load minus the weight of the above items.

LJDB Configuration												
Boom length 48m, Boom angle 85°, Jib length 24~84m, Superlift radius 18m, Superlift counterweight 0t, Rear counterweight 160t, Carbody counterweight 50t												
Jib length (m) Radius(m)	24	30	36	42	48	54	60	66	72	78	84	Jib length (m) Radius(m)
16	160	155										16
18	142	138	134									18
20	128	124	121	117								20
22	116	113	110	106	103	100						22
24	107	103	101	97.9	95.3	92.4	89.7					24
26	98.6	95.7	93.2	90.3	87.8	85.2	82.7	80.6				26
28	89.5	88.7	86.3	83.6	81.3	78.9	76.6	74.6	69.9			28
30	81.2	81.7	80.3	77.7	75.6	73.3	71.2	69.4	67.3	59.8	51.1	30
32		75.0	74.8	72.6	70.6	68.4	66.4	64.7	62.7	58.9	50.8	32
34		69.0	69.1	68.0	66.1	64.0	62.1	60.5	58.6	57.1	50.5	34
36			64.0	63.3	62.1	60.1	58.3	56.7	55.0	53.4	50.0	36
38			59.4	58.8	58.4	56.5	54.8	53.3	51.6	50.2	48.5	38
40			55.3	54.8	54.4	53.3	51.6	50.2	48.6	47.2	45.5	40
44				48.0	47.6	47.0	46.1	44.8	43.2	41.9	40.4	44
48					42.1	41.5	40.8	40.2	38.7	37.5	36.0	48
52					37.3	36.8	36.2	35.8	34.8	33.6	32.2	52
56						32.8	32.3	31.9	31.3	30.3	29.0	56
60							28.9	28.6	27.9	27.4	26.1	60
64							25.8	25.6	25.0	24.5	23.5	64
68								23.0	22.4	22.0	21.2	68
72									20.1	19.7	19.0	72
76									18.0	17.7	17.0	76
80										15.8	15.2	80
84											13.5	84
88											11.9	88

Load Chart of LJDB

Note:

1. Meet ISO 4305 standard;
2. The rated load in the table includes the weight of hook, wire rope and other spreader. The weight to be lifted is the sum of the rated load minus the weight of the above items.

LJDB Configuration												
Boom length 54m, Boom angle 85°, Jib length 24~84m, Superlift radius 18m, Superlift counterweight 280t, Rear counterweight 160t, Carbody counterweight 50t												
Jib length (m) Radius(m)	24	30	36	42	48	54	60	66	72	78	84	Jib length (m) Radius(m)
16	226*											16
18	213*	186*	162*									18
20	196*	175*	155*	135*								20
22	181*	164*	147*	130*	115*							22
24	166*	153*	139*	125*	111*	98.2*	86.2*					24
26	152*	142*	131*	118*	106*	95.5*	84.0*	74.5*				26
28	139*	131*	122*	112*	102*	92.1*	81.7*	72.6*	64.7*			28
30	127*	120*	114*	106*	97.1*	88.1*	79.3*	71.1*	63.4*	55.3*		30
32		111*	106*	99.4*	92.7*	84.6*	76.4*	68.7*	61.7*	54.5*	47.1*	32
34		102*	98.6*	93.3*	87.7*	80.5*	73.5*	66.7*	60.0*	53.3*	46.9*	34
36		94.2*	91.4*	87.2*	82.7*	76.9*	70.6*	64.6*	58.3*	51.8*	46.4*	36
38			84.4*	81.3*	77.8*	72.9*	67.8*	62.2*	56.6*	50.6*	45.4*	38
40			78.3*	76.1*	72.9*	69.3*	64.4*	59.7*	54.9*	49.1*	44.3*	40
44				66.2*	64.5*	61.9*	58.7*	54.8*	51.1*	46.3*	42.0*	44
48					56.5*	55.1*	53.0*	50.0*	47.0*	43.0*	39.5*	48
52					49.8*	49.0*	47.4*	45.6*	43.2*	40.1*	36.9*	52
56						43.2*	42.4*	41.3*	39.6*	36.9*	34.5*	56
60							38.0*	37.1*	36.0*	33.8*	31.8*	60
64							33.7*	33.4*	32.5*	31.1*	29.5*	64
68								30.1*	29.4*	28.5*	27.2*	68
72									26.8*	26.0*	25.0*	72
76									24.1*	23.7*	22.9*	76
80										21.5*	20.8*	80
84											19.0*	84
88											17.3*	88

Note: The data in the table with * indicates that the superlift counterweight cannot be off the ground under this operating condition.

Load Chart of LJDB

Note:

1. Meet ISO 4305 standard;
2. The rated load in the table includes the weight of hook, wire rope and other spreader. The weight to be lifted is the sum of the rated load minus the weight of the above items.

LJDB Configuration												
Boom length 54m, Boom angle 85°, Jib length 24~84m, Superlift radius 18m, Superlift counterweight 0t, Rear counterweight 160t, Carbody counterweight 50t												
Jib length (m) Radius(m)	24	30	36	42	48	54	60	66	72	78	84	Jib length (m) Radius(m)
16	154											16
18	138	133	129									18
20	124	120	117	113								20
22	113	109	106	103	100							22
24	103	100	98.1	95.0	92.3	89.5	86.2					24
26	95.7	93.0	90.5	87.6	85.2	82.6	80.2	74.5				26
28	88.7	86.2	83.9	81.2	79.0	76.5	74.3	72.3	64.7			28
30	81.2	80.2	78.1	75.6	73.5	71.2	69.1	67.3	63.4	55.3		30
32		74.7	73.0	70.6	68.6	66.5	64.4	62.8	60.8	54.5	47.1	32
34		68.8	68.4	66.1	64.3	62.2	60.3	58.7	56.9	53.3	46.9	34
36		63.5	63.7	62.1	60.4	58.4	56.6	55.1	53.3	51.8	46.4	36
38			59.2	58.5	56.8	55.0	53.2	51.8	50.1	48.6	45.4	38
40			55.1	54.6	53.6	51.8	50.1	48.8	47.1	45.7	44.1	40
44				47.8	47.4	46.3	44.7	43.5	41.9	40.6	39.1	44
48					41.9	41.2	40.2	39.0	37.5	36.3	34.9	48
52					37.1	36.6	36.0	35.1	33.7	32.6	31.2	52
56						32.6	32.1	31.7	30.4	29.3	28.0	56
60							28.7	28.4	27.5	26.5	25.2	60
64							25.7	25.4	24.8	24.0	22.7	64
68								22.8	22.2	21.7	20.4	68
72									19.9	19.5	18.4	72
76									17.8	17.5	16.6	76
80										15.6	15.0	80
84											13.4	84
88											11.8	88

Load Chart of LJDB

Note:

1. Meet ISO 4305 standard;
2. The rated load in the table includes the weight of hook, wire rope and other spreader. The weight to be lifted is the sum of the rated load minus the weight of the above items.

LJDB Configuration												
Boom length 60m, Boom angle 85°, Jib length 24~84m, Superlift radius 18m, Superlift counterweight 280t, Rear counterweight 160t, Carbody counterweight 50t												
Jib length (m) Radius(m)	24	30	36	42	48	54	60	66	72	78	84	Jib length (m) Radius(m)
16	197*											16
18	186*	164*										18
20	174*	155*	138*	121*								20
22	160*	146*	131*	117*	104*							22
24	148*	136*	124*	111*	100*	89.2*						24
26	136*	126*	116*	106*	96.5*	86.1*	76.8*	68.2*				26
28	124*	117*	109*	101*	92.0*	82.9*	74.7*	66.5*	59.4*			28
30	114*	108*	102*	94.7*	87.4*	79.7*	72.0*	64.6*	57.9*	50.9*		30
32		100*	94.8*	89.1*	83.3*	76.4*	69.3*	62.8*	56.6*	50.2*	43.3*	32
34		91.6*	88.2*	83.5*	78.7*	72.7*	66.6*	60.6*	55.1*	49.1*	43.1*	34
36		85.0*	81.8*	78.0*	74.1*	69.4*	63.9*	58.7*	53.2*	47.7*	42.7*	36
38			75.7*	73.3*	69.6*	65.6*	61.2*	56.4*	51.6*	46.4*	41.8*	38
40			70.5*	68.1*	65.7*	62.3*	58.1*	54.1*	49.7*	45.0*	40.6*	40
44				59.4*	57.6*	55.4*	52.7*	49.5*	46.2*	42.2*	38.5*	44
48				51.8*	50.7*	49.3*	47.4*	45.0*	42.4*	38.9*	35.9*	48
52					44.3*	43.8*	42.3*	40.6*	38.6*	36.2*	33.3*	52
56						38.6*	37.8*	36.6*	35.2*	33.0*	31.0*	56
60						34.0*	33.8*	33.1*	31.9*	30.4*	28.7*	60
64							30.0*	29.5*	29.0*	27.6*	26.3*	64
68								26.6*	26.2*	25.3*	24.1*	68
72									23.4*	22.9*	22.1*	72
76									21.1*	20.8*	20.1*	76
80										18.8*	18.2*	80
84											16.5*	84
88											15.0*	88

Note: The data in the table with * indicates that the superlift counterweight cannot be off the ground under this operating condition.

Load Chart of LJDB

Note:

1. Meet ISO 4305 standard;
2. The rated load in the table includes the weight of hook, wire rope and other spreader. The weight to be lifted is the sum of the rated load minus the weight of the above items.

LJDB Configuration												
Boom length 60m, Boom angle 85°, Jib length 24~84m, Superlift radius 18m, Superlift counterweight 0t, Rear counterweight 160t, Carbody counterweight 50t												
Jib length (m) Radius(m)	24	30	36	42	48	54	60	66	72	78	84	Jib length (m) Radius(m)
16	148											16
18	133	129										18
20	120	116	113	109								20
22	109	106	103	100	97.2							22
24	100	97.6	94.9	91.9	89.3	86.5						24
26	92.8	90.1	87.7	84.8	82.5	79.9	76.8	68.2				26
28	86.1	83.6	81.3	78.7	76.5	74.1	71.9	66.5	59.4			28
30	80.2	77.8	75.8	73.3	71.2	69.0	66.9	64.6	57.9	50.9		30
32		72.8	70.8	68.5	66.5	64.4	62.4	60.7	56.6	50.2	43.3	32
34		68.3	66.4	64.2	62.4	60.3	58.4	56.8	55.0	49.1	43.1	34
36		63.3	62.5	60.3	58.6	56.6	54.8	53.3	51.5	47.7	42.7	36
38			58.9	56.8	55.2	53.3	51.6	50.1	48.4	46.4	41.8	38
40			54.9	53.7	52.1	50.3	48.6	47.2	45.6	44.2	40.6	40
44				47.5	46.6	44.9	43.4	42.1	40.5	39.3	37.7	44
48				41.8	41.6	40.4	38.9	37.8	36.3	35.1	33.6	48
52					36.9	36.4	35.1	34.0	32.6	31.5	30.0	52
56						32.4	31.8	30.8	29.4	28.3	26.9	56
60						28.9	28.5	27.9	26.6	25.5	24.2	60
64							25.5	25.3	24.1	23.1	21.8	64
68								22.6	21.8	20.9	19.6	68
72									19.8	18.9	17.7	72
76									17.7	17.1	15.9	76
80										15.5	14.3	80
84											12.8	84
88											11.4	88

Load Chart of LJDB

Note:

1. Meet ISO 4305 standard;
2. The rated load in the table includes the weight of hook, wire rope and other spreader. The weight to be lifted is the sum of the rated load minus the weight of the above items.

LJDB Configuration												
Boom length 66m, Boom angle 85°, Jib length 24~84m, Superlift radius 18m, Superlift counterweight 280t, Rear counterweight 160t, Carbody counterweight 50t												
Jib length (m) Radius(m)	24	30	36	42	48	54	60	66	72	78	84	Jib length (m) Radius(m)
16	174*											16
18	165*	146*										18
20	154*	138*	123*									20
22	143*	130*	118*	105*	94.0*							22
24	132*	121*	111*	100*	90.5*	80.8*						24
26	122*	113*	105*	95.7*	86.9*	78.0*	70.0*					26
28	112*	105*	98.5*	91.1*	83.2*	75.5*	67.6*	60.8*				28
30	103*	97.6*	92.2*	85.8*	79.5*	72.5*	65.5*	59.0*	53.2*	46.3*		30
32		90.4*	86.0*	80.7*	75.2*	69.4*	63.0*	57.4*	51.7*	46.1*	39.6*	32
34		83.8*	80.1*	75.6*	70.9*	65.9*	60.5*	55.3*	50.3*	44.9*	39.4*	34
36		77.6*	74.4*	70.6*	67.2*	62.8*	58.0*	53.2*	48.8*	43.7*	39.2*	36
38			68.9*	66.5*	63.1*	59.3*	55.4*	51.1*	47.0*	42.4*	38.4*	38
40			64.4*	61.9*	59.5*	56.3*	52.9*	49.3*	45.2*	41.1*	37.3*	40
44				54.1*	52.2*	50.4*	47.5*	45.0*	41.9*	38.3*	35.1*	44
48				47.1*	46.2*	44.8*	42.7*	40.8*	38.3*	35.5*	32.7*	48
52					40.3*	39.4*	38.3*	36.7*	35.1*	32.7*	30.3*	52
56						35.1*	34.3*	33.0*	31.6*	29.8*	28.0*	56
60						31.2*	30.3*	29.8*	28.8*	27.4*	25.7*	60
64							27.3*	26.7*	25.8*	24.8*	23.7*	64
68								23.8*	23.2*	22.5*	21.5*	68
72								21.4*	21.1*	20.3*	19.6*	72
76									18.9*	18.5*	17.8*	76
80										16.7*	16.2*	80
84											14.5*	84
88											13.2*	88

Note: The data in the table with * indicates that the superlift counterweight cannot be off the ground under this operating condition.

Load Chart of LJDB

Note:

1. Meet ISO 4305 standard;
2. The rated load in the table includes the weight of hook, wire rope and other spreader. The weight to be lifted is the sum of the rated load minus the weight of the above items.

LJDB Configuration												
Boom length 66m, Boom angle 85°, Jib length 24~84m, Superlift radius 18m, Superlift counterweight 0t, Rear counterweight 160t, Carbody counterweight 50t												
Jib length (m) Radius(m)	24	30	36	42	48	54	60	66	72	78	84	Jib length (m) Radius(m)
16	143											16
18	128	124										18
20	116	112	109									20
22	106	102	99.9	96.6	93.9							22
24	97.3	94.4	91.8	88.8	86.3	80.8						24
26	89.9	87.2	84.9	82.1	79.8	77.2	70.0					26
28	83.4	81.0	78.8	76.2	74.0	71.6	67.6	60.8				28
30	77.7	75.5	73.4	71.0	69.0	66.7	64.6	59.0	53.2	46.3		30
32		70.6	68.7	66.4	64.4	62.3	60.3	57.4	51.7	46.1	39.6	32
34		66.2	64.4	62.2	60.4	58.4	56.5	54.9	50.3	44.9	39.4	34
36		62.3	60.6	58.5	56.8	54.8	53.0	51.5	48.8	43.7	39.2	36
38			57.2	55.1	53.5	51.6	49.9	48.5	46.7	42.4	38.4	38
40			54.0	52.1	50.5	48.7	47.0	45.7	44.0	41.1	37.3	40
44				46.7	45.2	43.5	42.0	40.7	39.1	37.9	35.1	44
48				41.6	40.8	39.2	37.7	36.5	35.0	33.8	32.3	48
52					36.7	35.4	34.0	32.9	31.4	30.3	28.9	52
56						32.1	30.8	29.7	28.3	27.2	25.9	56
60						28.7	27.9	26.9	25.6	24.5	23.2	60
64							25.3	24.4	23.2	22.2	20.9	64
68								22.2	21.0	20.0	18.8	68
72								20.1	19.0	18.1	16.9	72
76									17.2	16.3	15.1	76
80										14.7	13.6	80
84											12.1	84
88											10.8	88

Load Chart of LJDB

Note:

1. Meet ISO 4305 standard;
2. The rated load in the table includes the weight of hook, wire rope and other spreader. The weight to be lifted is the sum of the rated load minus the weight of the above items.

LJDB Configuration												
Boom length 72m, Boom angle 85°, Jib length 24~84m, Superlift radius 18m, Superlift counterweight 280t, Rear counterweight 160t, Carbody counterweight 50t												
Jib length (m) Radius(m)	24	30	36	42	48	54	60	66	72	78	84	Jib length (m) Radius(m)
18	145*	129*										18
20	137*	123*	110*									20
22	127*	116*	105*	94.6*								22
24	118*	109*	99.9*	90.5*	81.5*	73.2*						24
26	110*	102*	94.6*	86.3*	78.7*	71.0*	63.5*					26
28	101*	95.2*	88.7*	82.0*	75.2*	68.2*	61.6*	55.5*				28
30	93.9*	88.5*	83.0*	77.2*	71.8*	65.4*	59.3*	53.9*	48.5*			30
32	87.6*	81.5*	77.4*	73.0*	67.8*	62.6*	57.3*	52.3*	47.2*	41.6*	35.7*	32
34		75.6*	72.1*	68.4*	64.3*	59.7*	54.9*	50.3*	45.8*	41.0*	35.5*	34
36		70.7*	67.5*	63.9*	60.5*	56.8*	52.6*	48.3*	44.2*	39.8*	35.3*	36
38			62.7*	60.0*	57.1*	53.6*	50.2*	46.6*	42.7*	38.6*	34.9*	38
40			58.6*	56.3*	53.9*	50.8*	47.8*	44.3*	41.1*	37.4*	33.9*	40
44				48.9*	47.2*	45.5*	43.2*	40.6*	37.8*	34.8*	31.7*	44
48				42.7*	41.8*	40.3*	38.7*	36.7*	34.7*	32.1*	29.5*	48
52					36.7*	35.8*	34.4*	33.2*	31.4*	29.5*	27.5*	52
56						31.6*	30.9*	29.8*	28.5*	26.8*	25.1*	56
60						28.1*	27.3*	26.6*	25.6*	24.5*	23.1*	60
64							24.3*	23.9*	23.1*	22.1*	21.1*	64
68								21.5*	20.7*	20.1*	19.1*	68
72								19.1*	18.7*	18.1*	17.3*	72
76									16.8*	16.3*	15.6*	76
80										14.7*	14.2*	80
84										13.2*	12.8*	84
88											11.5*	88

Note: The data in the table with * indicates that the superlift counterweight cannot be off the ground under this operating condition.

Load Chart of LJDB

Note:

1. Meet ISO 4305 standard;
2. The rated load in the table includes the weight of hook, wire rope and other spreader. The weight to be lifted is the sum of the rated load minus the weight of the above items.

LJDB Configuration												
Boom length 72m, Boom angle 85°, Jib length 24~84m, Superlift radius 18m, Superlift counterweight 0t, Rear counterweight 160t, Carbody counterweight 50t												
Jib length (m) Radius(m)	24	30	36	42	48	54	60	66	72	78	84	Jib length (m) Radius(m)
18	123	119										18
20	112	108	105									20
22	102	99.2	96.4	93.2								22
24	94.0	91.2	88.7	85.7	81.5	73.2						24
26	86.9	84.3	82.0	79.3	77.0	71.0	63.5					26
28	80.7	78.3	76.2	73.6	71.5	68.2	61.6	55.5				28
30	75.3	73.0	71.0	68.6	66.6	64.4	59.3	53.9	48.5			30
32	70.4	68.3	66.5	64.2	62.3	60.2	57.3	52.3	47.2	41.6	35.7	32
34		64.1	62.4	60.2	58.4	56.4	54.5	50.3	45.8	41.0	35.5	34
36		60.4	58.7	56.6	54.9	53.0	51.2	48.3	44.2	39.8	35.3	36
38			55.4	53.4	51.7	49.9	48.1	46.6	42.7	38.6	34.9	38
40			52.3	50.4	48.8	47.0	45.4	44.0	41.1	37.4	33.9	40
44				45.2	43.8	42.1	40.5	39.2	37.7	34.8	31.7	44
48				40.8	39.4	37.8	36.3	35.2	33.7	32.1	29.5	48
52					35.7	34.2	32.8	31.7	30.2	29.1	27.5	52
56						31.0	29.6	28.6	27.2	26.1	24.8	56
60						28.1	26.9	25.9	24.6	23.5	22.2	60
64							24.3	23.5	22.2	21.2	19.9	64
68								21.3	20.1	19.1	17.8	68
72								19.1	18.2	17.2	16.0	72
76									16.4	15.5	14.3	76
80										14.0	12.8	80
84										12.5	11.4	84
88											10.1	88

Load Chart of LJDB

Note:

1. Meet ISO 4305 standard;
2. The rated load in the table includes the weight of hook, wire rope and other spreader. The weight to be lifted is the sum of the rated load minus the weight of the above items.

LJDB Configuration												
Boom length 78m, Boom angle 85°, Jib length 24~84m, Superlift radius 18m, Superlift counterweight 280t, Rear counterweight 160t, Carbody counterweight 50t												
Jib length (m) Radius(m)	24	30	36	42	48	54	60	66	72	78	84	Jib length (m) Radius(m)
18	129*											18
20	122*	110*	98.6*									20
22	114*	104*	94.6*	84.9*								22
24	106*	98.2*	89.8*	81.6*	73.7*							24
26	99.2*	92.3*	85.0*	77.8*	71.0*	64.0*	57.5*					26
28	92.0*	86.1*	80.3*	73.9*	67.8*	61.8*	55.8*	50.2*				28
30	85.4*	80.1*	75.1*	70.0*	64.6*	59.2*	54.0*	49.0*	43.2*			30
32	79.7*	74.4*	70.6*	66.2*	61.4*	56.9*	51.8*	47.5*	42.9*	37.1*		32
34		69.1*	65.8*	62.0*	58.2*	54.2*	49.9*	45.6*	41.4*	36.9*	31.6*	34
36		64.7*	61.7*	58.3*	55.1*	51.6*	47.7*	43.8*	40.1*	36.2*	31.4*	36
38		60.4*	57.3*	54.8*	52.0*	48.6*	45.5*	42.2*	38.8*	35.1*	31.2*	38
40			53.7*	51.1*	48.7*	46.4*	43.3*	40.3*	37.2*	34.0*	30.8*	40
44			46.9*	44.8*	43.1*	41.4*	39.0*	36.9*	34.3*	31.5*	28.9*	44
48				39.4*	38.2*	36.7*	35.2*	33.3*	31.2*	29.1*	26.8*	48
52					33.8*	32.6*	31.3*	30.0*	28.4*	26.6*	24.8*	52
56						28.8*	27.9*	26.9*	25.7*	24.3*	22.6*	56
60						25.7*	24.9*	24.2*	23.3*	22.0*	20.7*	60
64							22.2*	21.7*	20.8*	20.0*	18.8*	64
68								19.3*	18.6*	18.0*	17.0*	68
72								17.4*	16.8*	16.2*	15.3*	72
76									15.1*	14.5*	13.9*	76
80										13.0*	12.5*	80
84										11.7*	11.2*	84
88											10.1*	88

Note: The data in the table with * indicates that the superlift counterweight cannot be off the ground under this operating condition.

Load Chart of LJDB

Note:

1. Meet ISO 4305 standard;
2. The rated load in the table includes the weight of hook, wire rope and other spreader. The weight to be lifted is the sum of the rated load minus the weight of the above items.

LJDB Configuration												
Boom length 78m, Boom angle 85°, Jib length 24~84m, Superlift radius 18m, Superlift counterweight 0t, Rear counterweight 160t, Carbody counterweight 50t												
Jib length Radius(m)	24	30	36	42	48	54	60	66	72	78	84	Jib length Radius(m)
18	118											18
20	107	104	98.6									20
22	98.5	95.5	92.7	84.9								22
24	90.7	87.9	85.4	81.6	73.7							24
26	83.9	81.3	79.0	76.3	71.0	64.0	57.5					26
28	77.9	75.6	73.5	70.9	67.8	61.8	55.8	50.2				28
30	72.7	70.5	68.5	66.2	64.2	59.2	54.0	49.0	43.2			30
32	68.0	66.0	64.2	61.9	60.0	56.9	51.8	47.5	42.9	37.1		32
34		62.0	60.2	58.1	56.3	54.2	49.9	45.6	41.4	36.9	31.6	34
36		58.3	56.7	54.6	52.9	51.0	47.7	43.8	40.1	36.2	31.4	36
38		55.0	53.5	51.5	49.9	48.0	45.5	42.2	38.8	35.1	31.2	38
40			50.6	48.6	47.1	45.3	43.3	40.3	37.2	34.0	30.8	40
44			45.4	43.6	42.2	40.5	38.9	36.9	34.3	31.5	28.9	44
48				39.4	38.0	36.4	34.9	33.3	31.2	29.1	26.8	48
52					33.8	32.6	31.3	30.0	28.4	26.6	24.8	52
56						28.8	27.9	26.9	25.7	24.3	22.6	56
60						25.7	24.9	24.2	23.3	22.0	20.7	60
64							22.2	21.7	20.8	20.0	18.8	64
68								19.3	18.6	18.0	16.9	68
72								17.4	16.8	16.2	15.1	72
76									15.1	14.5	13.5	76
80										13.0	12.0	80
84										11.7	10.6	84
88											9.3	88

Load Chart of LJDB

Note:

1. Meet ISO 4305 standard;
2. The rated load in the table includes the weight of hook, wire rope and other spreader. The weight to be lifted is the sum of the rated load minus the weight of the above items.

LJDB Configuration												
Boom length 84m, Boom angle 85°, Jib length 24~84m, Superlift radius 18m, Superlift counterweight 280t, Rear counterweight 160t, Carbody counterweight 50t												
Jib length (m) Radius(m)	24	30	36	42	48	54	60	66	72	78	84	Jib length (m) Radius(m)
18	114*											18
20	108*	98.2*										20
22	102*	93.5*	84.4*	76.1*								22
24	95.8*	88.2*	80.6*	73.1*	66.4*							24
26	89.6*	83.0*	76.8*	70.0*	63.9*	57.7*						26
28	83.3*	77.9*	72.5*	66.9*	61.4*	55.7*	50.3*					28
30	77.9*	72.6*	68.3*	63.3*	58.5*	53.6*	48.9*	43.7*	38.1*			30
32	72.6*	68.0*	63.8*	59.8*	55.5*	51.1*	46.9*	42.8*	37.7*	32.6*		32
34		63.2*	59.9*	56.4*	52.6*	48.8*	45.1*	41.4*	37.4*	32.4*	27.7*	34
36		58.8*	56.2*	53.1*	49.8*	46.7*	43.0*	39.6*	36.4*	32.0*	27.5*	36
38		55.2*	52.3*	49.6*	47.0*	44.3*	41.2*	38.1*	35.1*	31.7*	27.3*	38
40			49.0*	46.6*	44.3*	41.9*	39.2*	36.6*	33.6*	30.6*	27.0*	40
44			42.8*	40.9*	39.5*	37.4*	35.3*	33.3*	30.9*	28.4*	25.9*	44
48				35.9*	34.8*	33.4*	31.7*	29.9*	28.2*	26.1*	24.1*	48
52					30.8*	29.7*	28.4*	27.2*	25.6*	23.9*	22.1*	52
56					27.4*	26.3*	25.3*	24.3*	23.1*	21.7*	20.2*	56
60						23.2*	22.6*	21.7*	20.8*	19.6*	18.4*	60
64							20.2*	19.4*	18.7*	17.7*	16.7*	64
68								17.4*	16.7*	16.0*	15.2*	68
72								15.5*	14.9*	14.3*	13.6*	72
76									13.4*	12.8*	12.2*	76
80										11.6*	11.0*	80
84										10.3*	9.7*	84
88											8.7*	88

Note: The data in the table with * indicates that the superlift counterweight cannot be off the ground under this operating condition.

Load Chart of LJDB

Note:

1. Meet ISO 4305 standard;
2. The rated load in the table includes the weight of hook, wire rope and other spreader. The weight to be lifted is the sum of the rated load minus the weight of the above items.

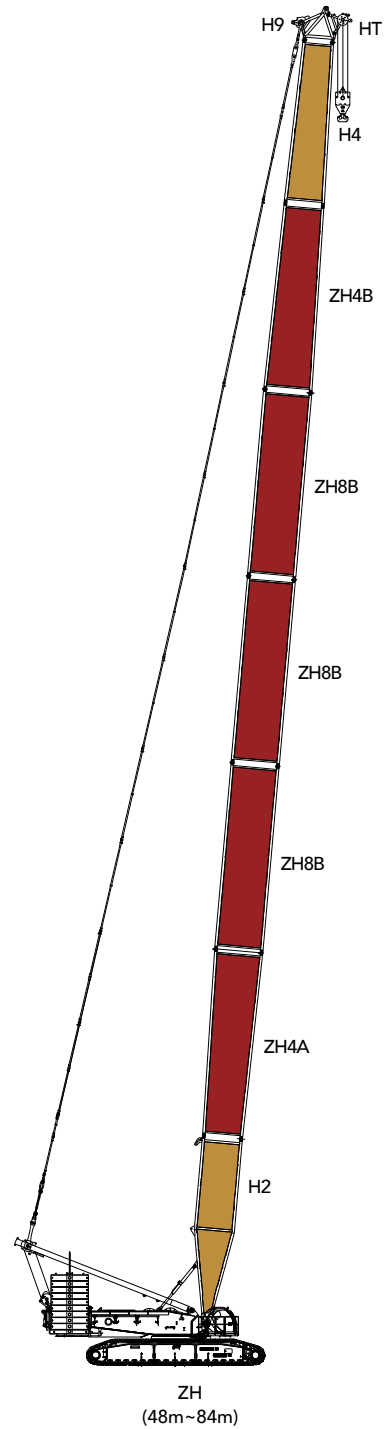
LJDB Configuration												
Boom length 84m, Boom angle 85°, Jib length 24~84m, Superlift radius 18m, Superlift counterweight 0t, Rear counterweight 160t, Carbody counterweight 50t												
Jib length (m) Radius(m)	24	30	36	42	48	54	60	66	72	78	84	Jib length (m) Radius(m)
18	113											18
20	103	98.2										20
22	94.8	91.8	84.4	76.1								22
24	87.3	84.6	80.6	73.1	66.4							24
26	80.9	78.4	76.1	70.0	63.9	57.7						26
28	75.2	72.9	70.8	66.9	61.4	55.7	50.3					28
30	70.1	68.0	66.1	63.3	58.5	53.6	48.9	43.7	38.1			30
32	65.7	63.7	61.9	59.6	55.5	51.1	46.9	42.8	37.7	32.6		32
34		59.8	58.1	56.0	52.6	48.8	45.1	41.4	37.4	32.4	27.7	34
36		56.3	54.7	52.6	49.8	46.7	43.0	39.6	36.4	32.0	27.5	36
38		53.1	51.6	49.6	47.0	44.3	41.2	38.1	35.1	31.7	27.3	38
40			48.8	46.6	44.3	41.9	39.2	36.6	33.6	30.6	27.0	40
44			42.8	40.9	39.5	37.4	35.3	33.3	30.9	28.4	25.9	44
48				35.9	34.8	33.4	31.7	29.9	28.2	26.1	24.1	48
52					30.8	29.7	28.4	27.2	25.6	23.9	22.1	52
56					27.4	26.3	25.3	24.3	23.1	21.7	20.2	56
60						23.2	22.6	21.7	20.8	19.6	18.4	60
64							20.2	19.4	18.7	17.7	16.7	64
68								17.4	16.7	16.0	15.2	68
72								15.5	14.9	14.3	13.6	72
76									13.4	12.8	12.2	76
80										11.6	11.0	80
84										10.3	9.7	84
88											8.6	88

Boom Combination in ZH

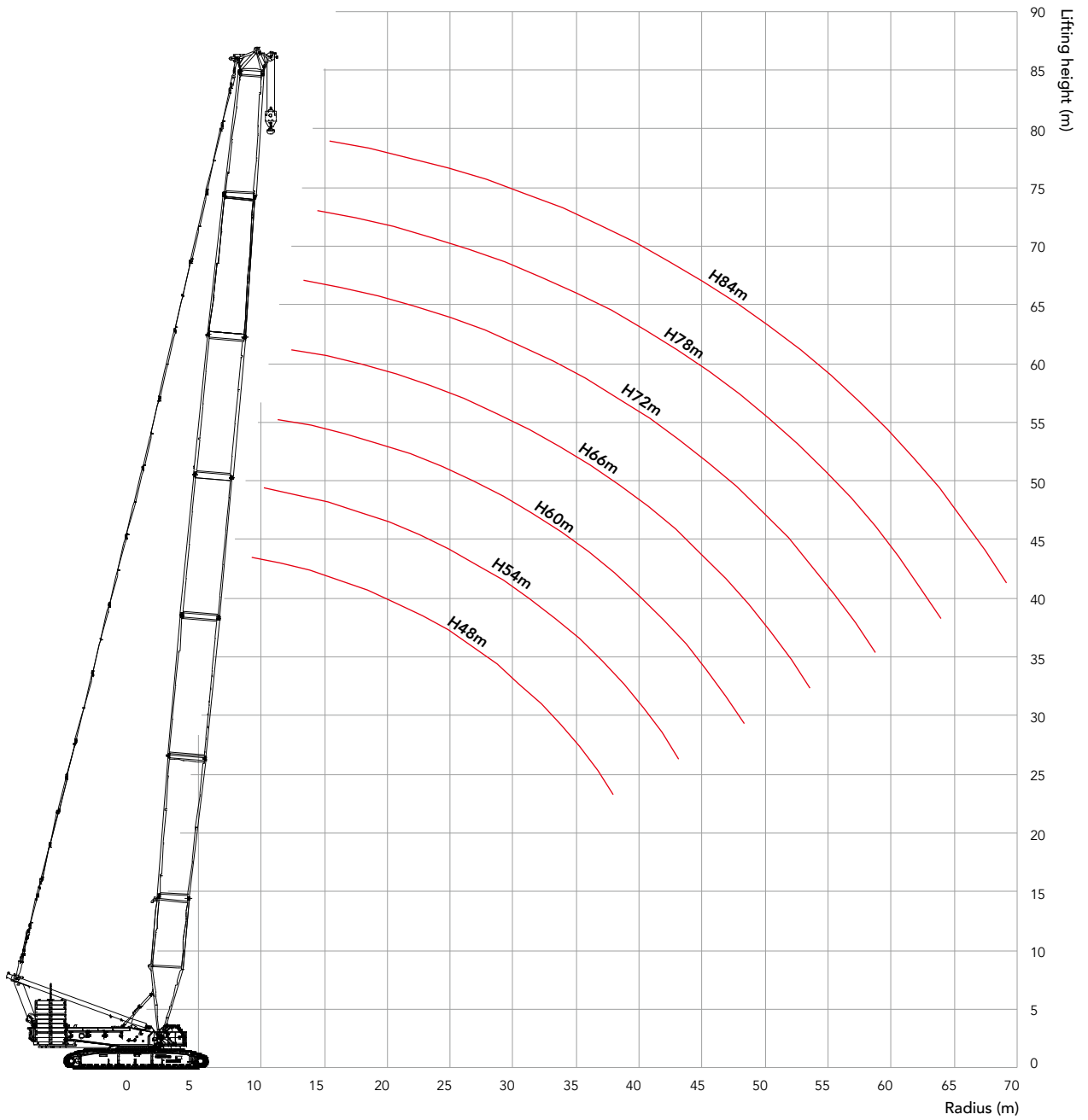
Boom Combination in ZH

Boom length (m)	Power boom				
	6m/(ZH6)	12m/(ZH4A)	12m/(ZH8B)	12m/(ZH8B)	12m/(ZH4B)
48	-	1	-	-	1
54	1	1	-	-	1
60	-	1	-	-	1
66	1	1	-	-	1
72	-	1	1	1	1
78	1	1	1	1	1
84	-	1	2	2	1

Attention: If the boom length is 78m and more, the crane must boom up from side by side erection outrigger, otherwise, the crane may tip over !



Working Radius in ZH



Load Chart of ZH

Note:

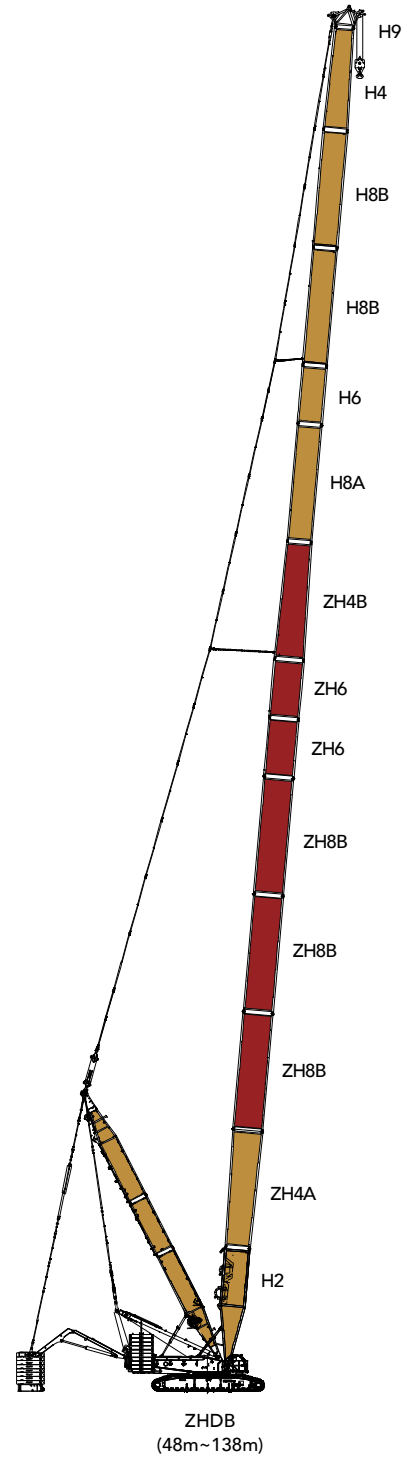
1. Meet ISO 4305 standard;
2. The rated load in the table includes the weight of hook, wire rope and other spreader. The weight to be lifted is the sum of the rated load minus the weight of the above items.

ZH Configuration								
Boom length 48m~84m, Rear counterweight 230t, Carbody counterweight 50t								
Boom length Radius(m)	48	54	60	66	72	78	84	Boom length Radius(m)
8	418							8
9	366	346	329					9
10	324	308	294	280	268			10
11	289	277	265	254	243	233	223	11
12	261	252	241	231	222	213	205	12
14	218	211	204	196	189	181	175	14
16	186	181	175	169	163	157	151	16
18	161	158	153	147	142	137	133	18
20	142	139	135	130	126	121	117	20
22	126	124	120	116	112	108	105	22
24	111	110	108	104	101	97.6	94.4	24
26	99.2	98.3	97.6	94.6	91.6	88.1	85.2	26
28	88.8	87.9	87.2	85.9	83.1	79.9	77.2	28
30	79.9	79.0	78.3	77.1	75.8	72.7	70.2	30
32	72.3	71.4	70.7	69.5	68.7	66.4	64.0	32
34	65.7	64.8	64.1	62.9	62.1	60.7	58.5	34
36	60.0	59.1	58.3	57.1	56.3	54.9	53.6	36
38	54.8	54.0	53.2	52.0	51.2	49.8	48.8	38
40	50.3	49.4	48.7	47.5	46.6	45.2	44.2	40
44	42.4	41.6	41.0	39.7	38.9	37.5	36.5	44
48		35.2	34.6	33.4	32.5	31.1	30.1	48
52			29.2	28.1	27.2	25.8	24.8	52
56				23.5	22.7	21.3	20.3	56
60					18.8	17.4	16.4	60
64					15.4	14.0	13.0	64
68						11.0	10.1	68
72							7.4	72

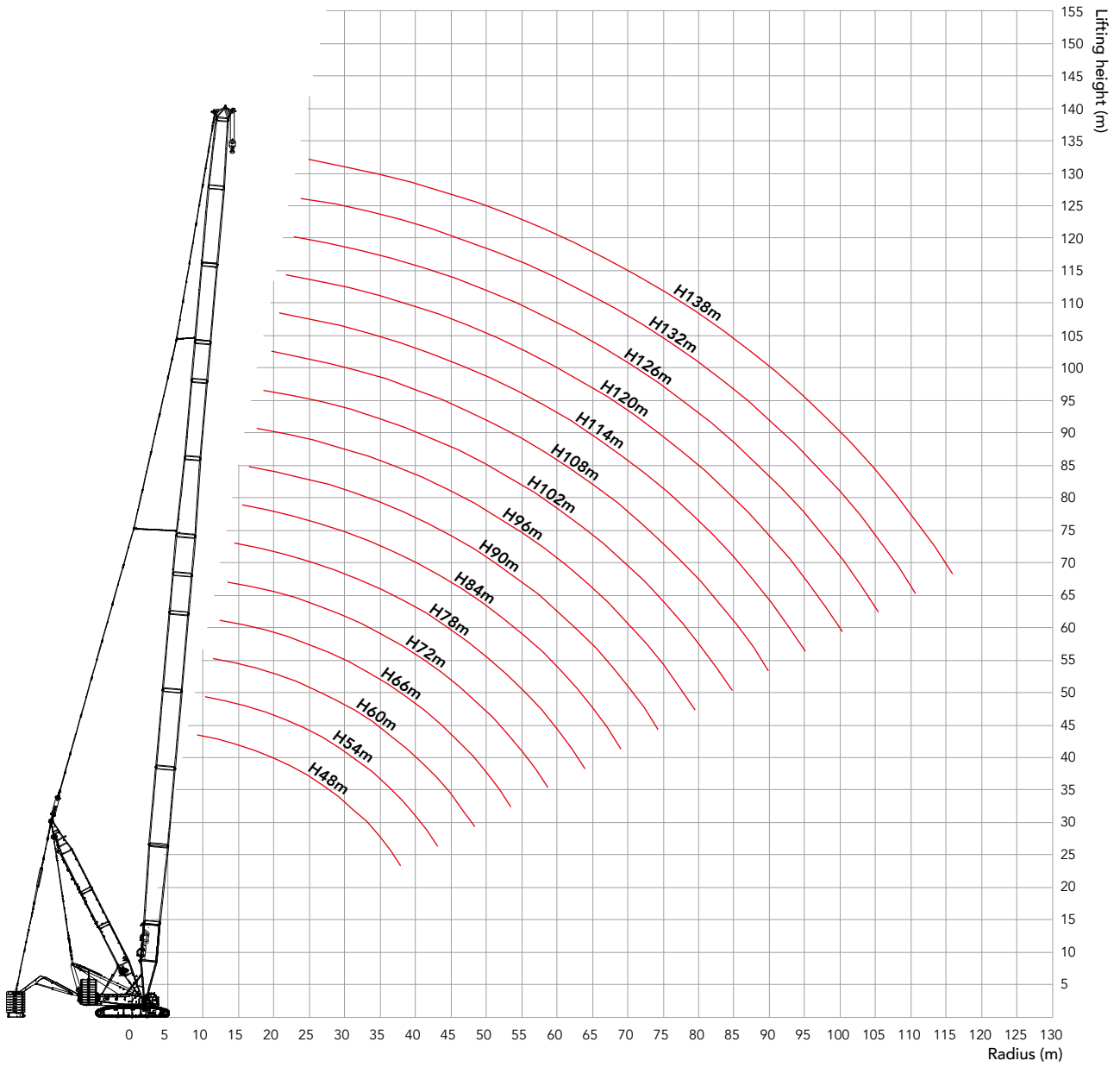
Boom Combination in ZHDB

Boom Combination in ZHDB								
Boom length (m)	Boom insert			Power boom				
	6m/ (H6)	12mA/ (H8A)	12mA/ (H8B)	12m/ (ZH4A)	12m/ (ZH8B)	12m/ (ZH8B)	6m/ (ZH6)	12m/ (ZH4B)
48	-	-	-	1	-	-	-	1
54	-	-	-	1	-	-	1	1
60	-	-	-	1	-	-	-	1
66	-	-	-	1	-	-	1	1
72	-	-	-	1	1	1	-	1
78	-	-	-	1	1	1	1	1
84	-	-	-	1	2	2	-	1
90	-	-	-	1	2	2	1	1
96	-	-	-	1	2	2	2	1
102**	1	-	-	1	2	2	2	1
108**	2	-	-	1	2	2	2	1
114**	1	1	-	1	2	2	2	1
120**	2	1	-	1	2	2	2	1
126**	1	1	1	1	2	2	2	1
132**	2	1	1	1	2	2	2	1
138**	1	1	2	1	2	2	2	1

Note: For boom combinations of 102m~138m, marked with "**", the mid-point suspension cable must be used, otherwise, the boom system may break.



Working Radius in ZHDB



Load Chart of ZHDB

Note:

1. Meet ISO 4305 standard;
2. The rated load in the table includes the weight of hook, wire rope and other spreader. The weight to be lifted is the sum of the rated load minus the weight of the above items.

ZHDB Configuration																	
Boom length 48m~138m, Superlift radius 18m, Superlift counterweight 280t, Rear counterweight 160t, Carbody counterweight 50t																	
Boom length Radius(m)	48	54	60	66	72	78	84	90	96	102	108	114	120	126	132	138	Boom length Radius(m)
8	589*																8
9	592*	535*	476*														9
10	594*	537*	476*	446*	384*												10
11	597*	537*	476*	446*	384*	353*	321*										11
12	583	537*	476*	446*	384*	353*	321*	321*	290*								12
14	500	499	476	446*	384*	353*	321*	321*	290*	254*	222*	198*	174*				14
16	437	436	436	434	384*	353*	321*	321*	290*	255*	222*	199*	175*	153*	135*	119*	16
18	388	387	386	385	384	353	321*	321*	290*	255*	222*	199*	175*	153*	136*	118*	18
20	348	347	346	345	344	342	332	319	290	255*	223*	199*	175*	153*	135*	117*	20
22	315	314	313	312	311	309	303	291	280	255	223*	199*	175*	154*	134*	116*	22
24	287	286	286	284	283	282	279	268	257	249	222*	199*	175*	153*	133*	115*	24
26	263	262	262	261	260	258	257	248	238	230	222	199*	175*	153*	132*	114*	26
28	242	241	241	239	239	237	236	235	222	215	207	199	175*	152*	131*	113*	28
30	224	223	222	221	220	219	218	216	215	201	194	188	174	150*	129*	112*	30
32	208	207	206	205	204	203	202	200	199	189	183	176	171	149*	128*	111*	32
34	194	193	192	191	190	189	188	186	185	184	172	166	161	148	127*	109*	34
36	181	180	180	178	178	176	175	174	172	171	171	157	152	146	126*	108*	36
38	170	169	168	167	166	165	164	163	161	160	159	158	144	141	124	107*	38
40	160	159	158	157	156	155	154	153	151	150	149	148	145	134	123	106*	40
44	143	142	141	140	139	138	137	135	134	133	132	131	130	129	118	103	44
48		127	127	126	125	123	122	121	119	119	118	117	116	115	114	101	48
52			115	113	113	111	110	109	107	107	106	105	104	103	102	99.1	52
56				103	102	101	100	98.9	97.5	96.6	95.8	94.8	93.9	93.3	92.3	91.7	56
60					93.6	92.3	91.4	89.9	88.5	87.7	86.8	85.8	84.9	84.4	83.4	82.7	60
64					85.7	84.4	83.5	82.1	80.6	79.8	78.9	78.0	77.1	76.5	75.5	74.9	64
68						77.4	76.6	75.1	73.7	72.9	72.0	71.1	70.1	69.6	68.6	68.0	68
72							70.4	68.9	67.5	66.7	65.8	64.9	64.0	63.5	62.5	61.9	72
76								63.4	62.0	61.2	60.3	59.4	58.5	58.0	57.0	56.4	76
80								58.4	57.0	56.2	55.4	54.5	53.5	53.0	52.0	51.4	80
84									52.4	51.7	50.8	50.0	49.0	48.5	47.5	46.9	84
88										47.5	46.7	45.9	44.9	44.4	43.5	42.9	88
92											43.0	42.1	41.2	40.7	39.7	39.1	92
96											39.5	38.7	37.8	37.3	36.3	35.7	96
100												35.5	34.6	34.1	33.2	32.6	100
104													31.6	31.2	30.2	29.7	104
108														28.5	27.5	27.0	108
112															25.0	24.4	112
116															22.6	22.1	116
120																19.9	120

Note: The data in the table with * indicates that the superlift counterweight cannot be off the ground under this operating condition.

Load Chart of ZHDB

Note:

1. Meet ISO 4305 standard;
2. The rated load in the table includes the weight of hook, wire rope and other spreader. The weight to be lifted is the sum of the rated load minus the weight of the above items.

ZHDB Configuration																	
Boom length 48m~138m, Superlift radius 18m, Superlift counterweight 0t, Rear counterweight 160t, Carbody counterweight 50t																	
Boom length (m) Radius(m)	48	54	60	66	72	78	84	90	96	102	108	114	120	126	132	138	Boom length (m) Radius(m)
8	373																8
9	326	309	294														9
10	289	275	262	250	239												10
11	258	247	236	226	217	207	199										11
12	234	224	215	206	198	190	182	175	167								12
14	195	188	181	174	168	161	155	149	143	138	133	128	124				14
16	166	161	155	150	144	139	134	129	124	119	115	111	107	104	100	97.3	16
18	143	140	135	130	126	121	117	113	108	105	101	97.9	94.4	91.5	88.1	85.3	18
20	122	121	119	115	111	107	103	99.8	95.8	92.6	89.5	86.3	83.3	80.7	77.7	75.2	20
22	105	105	105	102	99.3	95.6	92.4	88.7	85.1	82.2	79.4	76.6	73.8	71.5	68.8	66.5	22
24	92.8	92.3	92.0	91.2	88.9	85.5	82.6	79.2	75.9	73.3	70.8	68.2	65.6	63.6	61.1	59.0	24
26	82.1	81.6	81.2	80.4	79.8	77.0	74.3	71.2	68.0	65.7	63.3	60.9	58.6	56.7	54.3	52.5	26
28	73.2	72.7	72.3	71.4	70.8	69.5	67.1	64.1	61.2	59.0	56.8	54.6	52.4	50.6	48.4	46.7	28
30	65.7	65.1	64.7	63.8	63.2	62.1	60.8	57.9	55.2	53.1	51.1	49.0	46.9	45.3	43.2	41.5	30
32	59.2	58.6	58.2	57.3	56.6	55.5	54.8	52.5	49.8	47.9	45.9	44.0	42.0	40.5	38.5	37.0	32
34	53.6	53.0	52.5	51.6	51.0	49.8	49.1	47.6	45.1	43.2	41.4	39.5	37.6	36.2	34.3	32.8	34
36	48.7	48.0	47.6	46.6	46.0	44.8	44.1	42.8	40.8	39.0	37.3	35.5	33.6	32.3	30.5	29.1	36
38	44.3	43.7	43.2	42.2	41.6	40.4	39.6	38.4	36.9	35.3	33.6	31.8	30.1	28.8	27.0	25.7	38
40	40.4	39.8	39.3	38.3	37.7	36.5	35.7	34.4	33.1	31.8	30.2	28.5	26.8	25.6	23.9	22.6	40
44	33.7	33.1	32.7	31.7	31.0	29.8	29.0	27.7	26.4	25.7	24.3	22.7	21.1	20.0	18.3	17.1	44
48		27.6	27.2	26.2	25.5	24.3	23.6	22.2	20.9	20.2	19.3	17.7	16.2	15.2	13.6	12.5	48
52			22.6	21.6	20.9	19.8	19.0	17.6	16.3	15.6	14.8	13.5	12.0	11.0	9.5	8.5	52
56				17.7	17.0	15.8	15.1	13.7	12.4	11.7	10.9	9.8	8.4	7.5	6.0	5.0	56
60					13.6	12.5	11.7	10.3	9.0	8.3	7.5	6.6	5.2	4.3	2.9	1.9	60
64					10.7	9.5	8.7	7.4	6.1	5.4	4.6	3.7	2.4	1.5			64
68						6.9	6.1	4.8	3.5	2.8	2.0	1.2					68
72							3.8	2.5	1.2	0.5							72
76								0.4									76

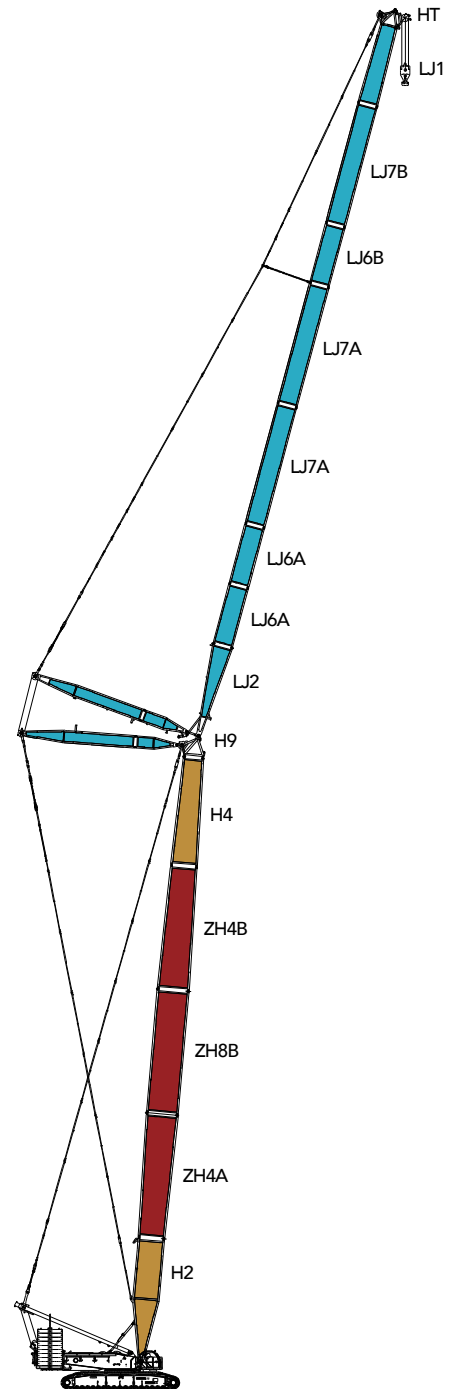
Boom Combination in ZLJ

Boom Combination in ZLJ								
Boom length (m)	Power boom				Jib insert			
	12m/ ZH4A	12m/ ZH4B	12m/ ZH8B	6m/ ZH6	6m/ LJ6A	6m/ LJ6B	12m/ LJ7A	12m/ LJ7B
24	-	-	-	-	1	-	-	-
30	-	-	-	-	2	-	-	-
36	-	-	-	-	1	-	1	-
42	-	-	-	-	2	-	1	-
48	1	1	-	-	1	-	2	-
54	1	1	-	1	2	-	2	-
60	1	1	1	-	2	1	2	-
66**	-	-	-	-	2	-	2	1
72**	-	-	-	-	2	1	2	1

For LJ configuration: boom length 48m~60m, jib length 24m~72m, Boom angle: 65° , 75° , 85° ,
Longest boom combination: 54m+72m

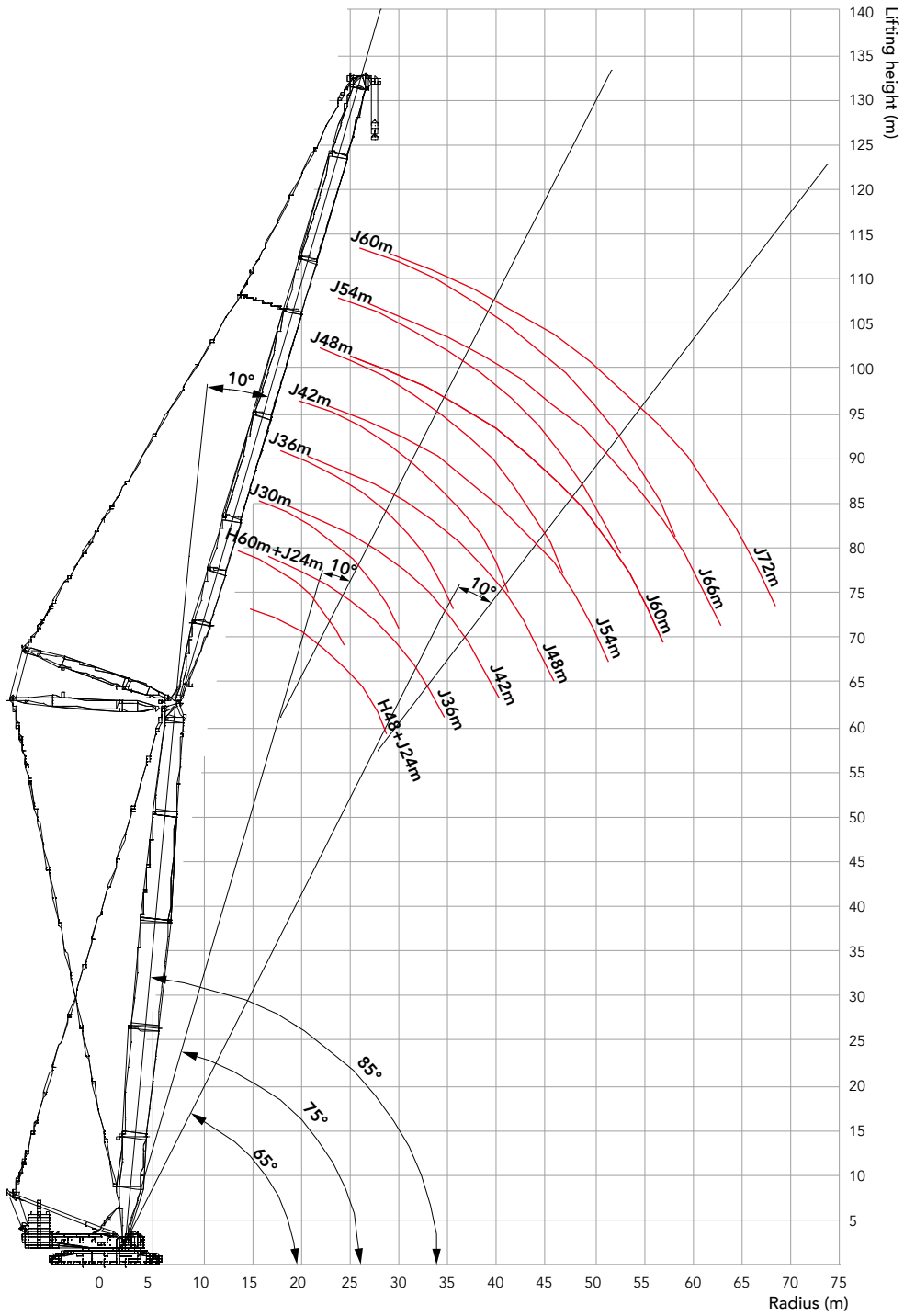
Note: For combinations of 66m~72m, marked with "**", the mid-point suspension cable must be used for jib. The use of mid-point suspension cable must be strictly in accordance with the Operation Manual.

Attention: For LJ configuration, the crane must boom up strictly in accordance with the LJ Erection and Lowering Table in Operation Manual, otherwise the crane may tip over!



ZLJ
(48m~60m)+(24m~72m)

Working Radius in ZLJ



Unit: t

Load Chart of ZLJ

Note:

1. Meet ISO 4305 standard;
2. The rated load in the table includes the weight of hook, wire rope and other spreader. The weight to be lifted is the sum of the rated load minus the weight of the above items.

ZLJ Configuration										
Boom length 48m, Boom angle 85°, Jib length 24m~72m, Rear counterweight 230t, Carbody counterweight 50t										
Jib length Radius(m)	24	30	36	42	48	54	60	66	72	Jib length Radius(m)
16	179	173								16
18	159	154	150							18
20	144	139	135	131						20
22	130	127	123	120	116	113				22
24	119	116	113	110	107	104	101			24
26	110	107	104	101	99.0	96.2	93.6	91.3		26
28	102	99.6	97.1	94.2	91.8	89.2	86.8	84.7	79.3	28
30	95.5	92.7	90.4	87.7	85.5	83.1	80.8	78.8	76.6	30
32		86.7	84.5	82.0	79.9	77.6	75.5	73.6	71.6	32
34		81.3	79.3	76.9	74.9	72.7	70.7	69.0	67.0	34
36			74.6	72.3	70.4	68.3	66.4	64.8	62.9	36
38			70.2	68.1	66.4	64.4	62.5	61.0	59.2	38
40			65.4	64.4	62.7	60.8	59.0	57.6	55.8	40
44				56.9	56.3	54.5	52.8	51.5	49.9	44
48					50.1	49.2	47.6	46.4	44.8	48
52					44.4	44.0	43.2	42.0	40.5	52
56						39.3	38.8	38.2	36.8	56
60							34.8	34.5	33.5	60
64							31.2	31.0	30.3	64
68								27.9	27.3	68
72									24.6	72
76									22.1	76

Load Chart of ZLJ

Note:

1. Meet ISO 4305 standard;
2. The rated load in the table includes the weight of hook, wire rope and other spreader. The weight to be lifted is the sum of the rated load minus the weight of the above items.

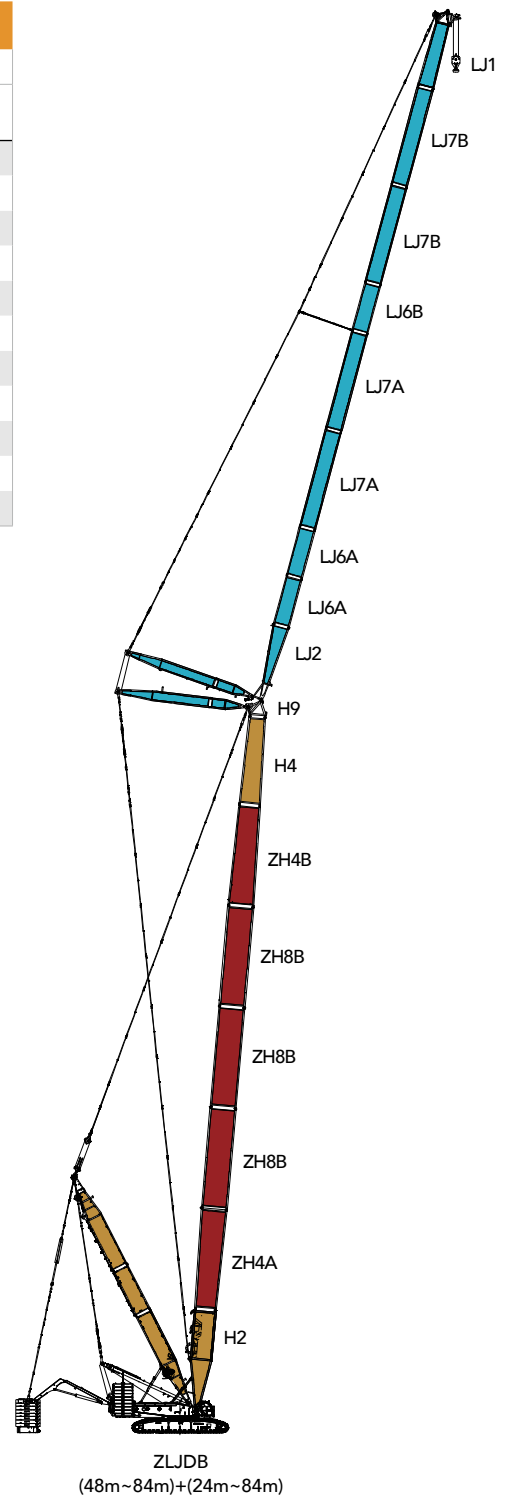
ZLJ Configuration												
Boom length 54m, Boom angle 85°, Jib length 24m~72m, Rear counterweight 230t, Carbody counterweight 50t												
Radius(m)	Jib length (m)	24	30	36	42	48	54	60	66	72	Jib length (m)	Radius(m)
16		172										16
18		154	149	145								18
20		139	135	131	127							20
22		126	123	119	116	113						22
24		116	112	110	106	103	100	98.0				24
26		107	104	101	98.5	95.9	93.2	90.6	88.4			26
28		99.4	96.7	94.2	91.4	89.0	86.4	84.0	82.0	76.0		28
30		92.6	90.0	87.8	85.1	82.9	80.5	78.3	76.4	74.2		30
32			84.2	82.1	79.6	77.5	75.3	73.1	71.4	69.3		32
34			79.0	77.0	74.7	72.7	70.6	68.6	66.9	64.9		34
36			74.4	72.5	70.2	68.4	66.3	64.4	62.8	61.0		36
38				68.4	66.2	64.5	62.5	60.7	59.2	57.4		38
40				64.7	62.6	60.9	59.0	57.3	55.8	54.1		40
44					56.3	54.7	52.9	51.3	50.0	48.3		44
48						49.5	47.8	46.2	45.0	43.5		48
52						44.2	43.4	41.9	40.7	39.3		52
56							39.0	38.1	37.0	35.6		56
60								34.5	33.8	32.4		60
64								31.0	30.7	29.5		64
68									27.7	27.0		68
72										24.4		72
76										21.9		76

ZLJ Configuration											
Boom length 60m, Boom angle 85°, Jib length 24m~60m, Rear counterweight 230t, Carbody counterweight 50t											
Radius(m)	Jib length (m)	24	30	36	42	48	54	60		Jib length (m)	Radius(m)
16		165									16
18		148	144								18
20		134	130	126	122						20
22		122	118	115	112	109					22
24		112	109	106	103	100	97.5				24
26		103	100	98.3	95.3	92.8	90.1	87.6			26
28		96.3	93.7	91.3	88.5	86.2	83.7	81.3			28
30		89.8	87.3	85.1	82.5	80.3	78.0	75.7			30
32			81.7	79.7	77.2	75.2	72.9	70.8			32
34			76.7	74.8	72.4	70.5	68.4	66.4			34
36			72.3	70.4	68.2	66.3	64.3	62.4			36
38				66.5	64.3	62.6	60.6	58.8			38
40				62.9	60.8	59.1	57.2	55.5			40
44					54.7	53.1	51.4	49.7			44
48					49.5	48.0	46.4	44.8			48
52						43.7	42.1	40.6			52
56							38.3	36.9			56
60							34.6	33.7			60
64								30.7			64

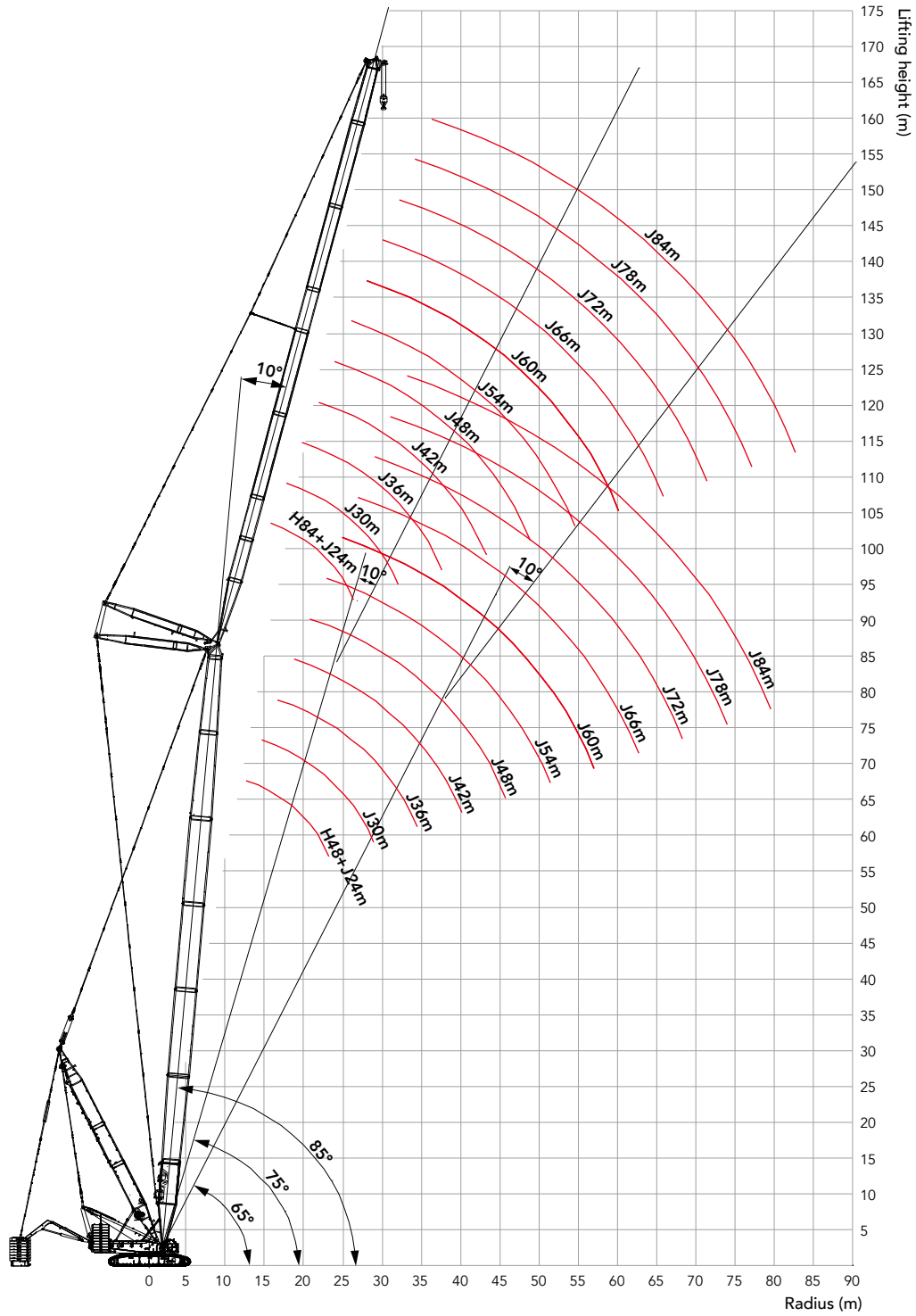
Boom Combination in ZLJDB

Boom Combination in ZLJDB									
Boom length (m)	Power boom					Jib insert			
	12m/ ZH4A	12m/ ZH4B	12m/ ZH8B	12m/ ZH8B	6m/ ZH6	6m/ LJ6A	6m/ LJ6B	12m/ LJ7A	12m/ LJ7B
24	-	-	-	-	-	1	-	-	-
30	-	-	-	-	-	2	-	-	-
36	-	-	-	-	-	1	-	1	-
42	-	-	-	-	-	2	-	1	-
48	1	1	-	-	-	1	-	2	-
54	1	1	-	-	1	2	-	2	-
60	1	1	-	-	-	2	1	2	-
66**	1	1	-	-	1	2	-	2	1
72**	1	1	1	1	-	2	1	2	1
78**	1	1	1	1	1	2	-	2	2
84**	1	1	2	2	-	2	1	2	2

For LJDB configuration: boom length 48m~84m, jib length 24m~84m, boom angle: 65° , 75° , 85°
 Note: For combinations of 66m~84m, marked with "**", the mid-point suspension cable must be used for jib. The use of mid-point suspension cable must be strictly in accordance with the Operation Manual.



Working Radius in ZLJDB



Load Chart of ZLJDB

Note:

1. Meet ISO 4305 standard;
2. The rated load in the table includes the weight of hook, wire rope and other spreader. The weight to be lifted is the sum of the rated load minus the weight of the above items.

ZLJDB Configuration												
Boom length 48m, Boom angle 85°, Jib length 24m~84m, Superlift radius 18m, Superlift counterweight 280t, Rear counterweight 160t, Carbody counterweight 50t												
Jib length (m) Radius(m)	24	30	36	42	48	54	60	66	72	78	84	Jib length (m) Radius(m)
16	266*	251*										16
18	250*	248*	223*									18
20	225*	224*	222*	191*								20
22	204*	203*	202*	189*	162*	133*						22
24	186*	185*	185*	183*	161*	133*	110*					24
26	172*	171*	169*	169*	161*	133*	110*	94.7*				26
28	158*	158*	157*	156*	156*	132*	109*	94.4*	79.7*			28
30	147*	147*	145*	145*	144*	131*	109*	94.0*	79.4*	66.6*	56.5*	30
32		136*	136*	135*	134*	130*	108*	93.5*	79.0*	66.1*	56.1*	32
34		129*	128*	127*	126*	125*	107*	93.0*	78.6*	65.6*	55.7*	34
36			121*	119*	118*	118*	106*	92.4*	78.1*	65.1*	55.2*	36
38			113*	113*	112*	111*	105*	91.8*	77.6*	64.6*	54.8*	38
40			106*	107*	106*	104*	104*	91.1*	77.1*	64.1*	54.3*	40
44				96.7*	96.1*	94.8*	93.8*	89.7*	76.0*	63.0*	53.4*	44
48					86.4*	86.0*	84.6*	83.9*	74.9*	60.9*	52.4*	48
52					76.3*	77.0*	75.5*	76.3*	73.7*	55.8*	51.5*	52
56						68.8*	67.6*	68.8*	68.2*	50.8*	50.5*	56
60							61.2*	62.3*	61.8*	46.7*	49.6*	60
64							55.7*	56.3*	56.1*	42.8*	48.8*	64
68								51.0*	50.9*	38.9*	45.1*	68
72									46.3*	35.7*	41.7*	72
76									41.9*	32.1*	38.0*	76
80										29.7*	34.9*	80
84											32.0*	84
88											31.7*	88

Note: The data in the table with * indicates that the superlift counterweight cannot be off the ground under this operating condition.

Load Chart of ZLJDB

Note:

1. Meet ISO 4305 standard;
2. The rated load in the table includes the weight of hook, wire rope and other spreader. The weight to be lifted is the sum of the rated load minus the weight of the above items.

ZLJDB Configuration												
Boom length 48m, Boom angle 85°, Jib length 24m~84m, Superlift radius 18m, Superlift counterweight 0t, Rear counterweight 160t, Carbody counterweight 50t												
Jib length (m) Radius(m)	24	30	36	42	48	54	60	66	72	78	84	Jib length (m) Radius(m)
16	160	154										16
18	142	138	134									18
20	128	124	121	117								20
22	116	113	110	106	103	100						22
24	106	103	100	97.8	95.1	92.2	89.6					24
26	98.4	95.6	93.0	90.1	87.6	85.0	82.6	80.5				26
28	89.5	88.5	86.2	83.4	81.2	78.7	76.4	74.5	72.3			28
30	81.2	81.7	80.2	77.6	75.5	73.2	71.1	69.2	67.2	65.4	56.5	30
32		74.9	74.8	72.4	70.5	68.3	66.3	64.6	62.6	60.9	56.1	32
34		69.0	69.0	67.8	66.0	63.9	62.0	60.4	58.5	56.9	55.1	34
36			63.9	63.3	61.9	60.0	58.1	56.6	54.8	53.3	51.6	36
38			59.4	58.8	58.3	56.4	54.7	53.2	51.5	50.1	48.4	38
40			55.3	54.8	54.4	53.2	51.5	50.1	48.5	47.1	45.4	40
44				47.9	47.6	47.0	46.0	44.7	43.1	41.8	40.3	44
48					42.0	41.4	40.8	40.1	38.6	37.4	35.9	48
52						37.2	36.8	36.2	35.8	34.7	33.6	52
56							32.8	32.3	31.9	31.2	30.2	56
60								28.9	28.6	27.9	27.3	60
64								25.8	25.6	25.0	24.5	64
68									23.0	22.4	22.0	68
72										20.1	19.7	72
76										17.9	17.6	76
80											15.8	80
84												84
88												88

Load Chart of ZLJDB

Note:

1. Meet ISO 4305 standard;
2. The rated load in the table includes the weight of hook, wire rope and other spreader. The weight to be lifted is the sum of the rated load minus the weight of the above items.

ZLJDB Configuration												
Boom length 54m, Boom angle 85°, Jib length 24m~84m, Superlift radius 18m, Superlift counterweight 280t, Rear counterweight 160t, Carbody counterweight 50t												
Jib length (m) Radius(m)	24	30	36	42	48	54	60	66	72	78	84	Jib length (m) Radius(m)
16	266*											16
18	237*	236*	218*									18
20	213*	210*	209*	186*								20
22	192*	191*	189*	185*	153*							22
24	176*	174*	173*	172*	153*	127*	105*					24
26	162*	161*	160*	159*	152*	126*	105*	90.6*				26
28	149*	148*	147*	146*	146*	126*	104*	90.4*	76.7*			28
30	139*	137*	138*	136*	135*	125*	104*	90.1*	76.4*	64.1*		30
32		130*	128*	127*	126*	124*	103*	89.7*	76.1*	63.8*	54.1*	32
34		121*	120*	119*	118*	117*	103*	89.3*	75.6*	63.4*	53.8*	34
36		114*	113*	112*	111*	110*	102*	88.8*	75.4*	63.0*	53.4*	36
38			107*	106*	105*	103*	101*	88.3*	75.0*	62.5*	53.0*	38
40			101*	100*	99.6*	98.1*	97.0*	87.7*	74.5*	62.1*	52.6*	40
44				90.9*	90.1*	88.7*	87.6*	86.0*	73.6*	61.1*	51.8*	44
48					81.6*	80.6*	79.4*	78.1*	72.6*	60.1*	51.0*	48
52						74.7*	73.6*	72.4*	71.7*	70.4*	56.2*	52
56							67.8*	66.3*	65.5*	64.7*	51.4*	56
60								61.4*	60.6*	59.8*	46.7*	60
64								56.6*	56.5*	55.1*	42.9*	64
68									51.7*	51.1*	39.2*	68
72										46.4*	36.1*	72
76										42.1*	32.6*	76
80											29.6*	80
84												84
88												88

Note: The data in the table with * indicates that the superlift counterweight cannot be off the ground under this operating condition.

Load Chart of ZLJDB

Note:

1. Meet ISO 4305 standard;
2. The rated load in the table includes the weight of hook, wire rope and other spreader. The weight to be lifted is the sum of the rated load minus the weight of the above items.

ZLJDB Configuration												
Boom length 54m, Boom angle 85°, Jib length 24m~84m, Superlift radius 18m, Superlift counterweight 0t, Rear counterweight 160t, Carbody counterweight 50t												
Jib length (m) Radius(m)	24	30	36	42	48	54	60	66	72	78	84	Jib length (m) Radius(m)
16	154											16
18	137	133	129									18
20	124	120	116	113								20
22	112	109	106	103	100							22
24	103	100	97.7	94.6	92.0	89.2	86.6					24
26	95.4	92.6	90.1	87.3	84.9	82.3	79.9	77.8				26
28	88.4	85.9	83.6	80.9	78.7	76.3	74.0	72.1	69.9			28
30	81.2	79.9	77.8	75.3	73.2	70.9	68.8	67.0	65.0	63.2		30
32		74.7	72.7	70.3	68.4	66.2	64.2	62.5	60.6	58.9	54.1	32
34		68.8	68.1	65.9	64.0	62.0	60.1	58.5	56.6	55.1	53.2	34
36		63.5	63.7	61.9	60.1	58.2	56.4	54.9	53.1	51.6	49.8	36
38			59.2	58.3	56.6	54.7	53.0	51.6	49.8	48.4	46.7	38
40			55.1	54.6	53.4	51.6	49.9	48.6	46.9	45.5	43.9	40
44				47.8	47.4	46.1	44.6	43.3	41.7	40.5	38.9	44
48					41.8	41.2	40.0	38.8	37.3	36.1	34.7	48
52						37.1	36.6	36.0	35.0	33.6	32.4	52
56							32.6	32.1	31.6	30.3	29.2	56
60								28.7	28.4	27.4	26.3	60
64								25.7	25.4	24.8	23.8	64
68									22.8	22.2	21.6	68
72										19.9	19.5	72
76										17.8	17.5	76
80											15.6	80
84												84
88												88

Load Chart of ZLJDB

Note:

1. Meet ISO 4305 standard;
2. The rated load in the table includes the weight of hook, wire rope and other spreader. The weight to be lifted is the sum of the rated load minus the weight of the above items.

ZLJDB Configuration												
Boom length 60m, Boom angle 85°, Jib length 24m~84m, Superlift radius 18m, Superlift counterweight 280t, Rear counterweight 160t, Carbody counterweight 50t												
Jib length (m) Radius(m)	24	30	36	42	48	54	60	66	72	78	84	Jib length (m) Radius(m)
16	263*											16
18	232*	231*										18
20	208*	206*	205*	176*								20
22	187*	186*	185*	176*	146*							22
24	171*	170*	169*	169*	146*	121*						24
26	158*	157*	155*	154*	145*	121*	101*	87.2*				26
28	145*	144*	143*	142*	142*	120*	100*	87.0*	74.0*			28
30	136*	135*	133*	132*	132*	120*	100*	86.8*	73.8*	62.1*		30
32		125*	125*	124*	123*	119*	100*	86.5*	73.5*	61.8*	52.5*	32
34		118*	116*	115*	114*	114*	99.4*	86.1*	73.3*	61.5*	52.2*	34
36		111*	110*	109*	108*	106*	98.7*	85.7*	72.9*	61.1*	51.9*	36
38			104*	102*	102*	100*	98.0*	85.2*	72.6*	60.7*	51.5*	38
40			98.6*	97.7*	96.3*	95.4*	94.6*	84.7*	72.2*	60.3*	51.2*	40
44				87.5*	87.3*	85.7*	84.5*	83.5*	71.4*	59.5*	50.5*	44
48				80.0*	78.8*	77.9*	76.7*	75.5*	70.4*	58.6*	49.7*	48
52					72.3*	71.3*	69.9*	69.1*	68.3*	56.1*	48.9*	52
56						65.6*	64.1*	63.4*	62.8*	51.4*	48.1*	56
60						60.1*	59.5*	58.6*	57.4*	47.0*	47.4*	60
64							54.3*	53.9*	52.7*	43.1*	46.6*	64
68								48.7*	48.2*	39.4*	44.1*	68
72									43.7*	36.4*	40.9*	72
76									39.8*	32.9*	37.8*	76
80										30.1*	34.9*	80
84											32.1*	84
88											29.3*	88

Note: The data in the table with * indicates that the superlift counterweight cannot be off the ground under this operating condition.

Load Chart of ZLJDB

Note:

1. Meet ISO 4305 standard;
2. The rated load in the table includes the weight of hook, wire rope and other spreader. The weight to be lifted is the sum of the rated load minus the weight of the above items.

ZLJDB Configuration												
Boom length 60m, Boom angle 85°, Jib length 24m~84m, Superlift radius 18m, Superlift counterweight 0t, Rear counterweight 160t, Carbody counterweight 50t												
Jib length (m) Radius(m)	24	30	36	42	48	54	60	66	72	78	84	Jib length (m) Radius(m)
16	148											16
18	132	128										18
20	119	116	112	109								20
22	109	105	102	99.6	96.7							22
24	100	97.1	94.5	91.4	88.9	86.1						24
26	92.4	89.7	87.2	84.4	82.1	79.5	77.1	75.1				26
28	85.7	83.2	80.9	78.3	76.1	73.7	71.5	69.6	67.4			28
30	79.8	77.5	75.4	72.9	70.9	68.6	66.5	64.7	62.7	60.9		30
32		72.4	70.5	68.1	66.2	64.1	62.1	60.4	58.5	56.8	52.5	32
34		67.9	66.1	63.8	62.0	60.0	58.1	56.5	54.7	53.1	51.3	34
36		63.2	62.1	60.0	58.3	56.3	54.5	53.0	51.2	49.8	48.0	36
38			58.6	56.5	54.9	53.0	51.3	49.8	48.1	46.7	45.0	38
40			54.8	53.4	51.8	50.0	48.3	46.9	45.3	43.9	42.3	40
44				47.5	46.4	44.7	43.1	41.9	40.3	39.0	37.5	44
48				41.7	41.6	40.2	38.7	37.5	36.0	34.8	33.4	48
52					36.9	36.3	34.9	33.8	32.4	31.2	29.8	52
56						32.4	31.6	30.6	29.2	28.1	26.7	56
60						28.8	28.5	27.7	26.4	25.3	24.0	60
64							25.5	25.2	23.9	22.9	21.6	64
68								22.6	21.7	20.7	19.4	68
72									19.7	18.7	17.5	72
76									17.6	16.9	15.7	76
80										15.3	14.1	80
84											12.7	84
88											11.3	88

Load Chart of ZLJDB

Note:

1. Meet ISO 4305 standard;
2. The rated load in the table includes the weight of hook, wire rope and other spreader. The weight to be lifted is the sum of the rated load minus the weight of the above items.

ZLJDB Configuration												
Boom length 66m, Boom angle 85°, Jib length 24m~84m, Superlift radius 18m, Superlift counterweight 280t, Rear counterweight 160t, Carbody counterweight 50t												
Jib length (m) Radius(m)	24	30	36	42	48	54	60	66	72	78	84	Jib length (m) Radius(m)
16	257*											16
18	227*	226*										18
20	203*	201*	197*									20
22	183*	182*	182*	163*	137*							22
24	167*	166*	165*	163*	136*	114*						24
26	153*	152*	151*	150*	136*	114*	96.0*					26
28	142*	140*	140*	138*	135*	114*	95.8*	83.0*				28
30	132*	130*	130*	128*	128*	113*	95.5*	82.8*	70.5*	59.5*		30
32		121*	121*	120*	119*	112*	95.0*	82.6*	70.3*	59.2*	50.5*	32
34		114*	113*	112*	111*	110*	94.5*	82.3*	70.1*	59.0*	50.3*	34
36		108*	106*	105*	104*	103*	93.9*	81.9*	69.8*	58.7*	50.0*	36
38			101*	99.6*	99.0*	97.5*	93.2*	81.4*	69.5*	58.4*	49.7*	38
40			95.3*	94.2*	93.3*	92.3*	91.0*	81.0*	69.1*	58.0*	49.4*	40
44				84.9*	84.0*	83.0*	82.3*	79.8*	68.4*	57.3*	48.8*	44
48				77.2*	76.2*	75.6*	74.3*	73.1*	66.5*	56.4*	48.1*	48
52					70.0*	68.8*	67.5*	66.7*	64.6*	55.5*	47.4*	52
56						63.0*	62.0*	61.2*	59.1*	51.4*	46.6*	56
60						56.8*	56.6*	55.5*	54.2*	47.1*	45.9*	60
64							50.6*	50.2*	49.1*	43.4*	44.7*	64
68								45.3*	44.8*	39.8*	41.3*	68
72								40.6*	40.5*	36.3*	38.2*	72
76									36.5*	33.4*	35.0*	76
80										30.2*	32.2*	80
84											29.5*	84
88											27.1*	88

Note: The data in the table with * indicates that the superlift counterweight cannot be off the ground under this operating condition.

Load Chart of ZLJDB

Note:

1. Meet ISO 4305 standard;
2. The rated load in the table includes the weight of hook, wire rope and other spreader. The weight to be lifted is the sum of the rated load minus the weight of the above items.

ZLJDB Configuration												
Boom length 66m, Boom angle 85°, Jib length 24m~84m, Superlift radius 18m, Superlift counterweight 0t, Rear counterweight 160t, Carbody counterweight 50t												
Jib length (m) Radius(m)	24	30	36	42	48	54	60	66	72	78	84	Jib length (m) Radius(m)
16	142											16
18	127	123										18
20	115	111	108									20
22	105	102	99.1	95.9	93.1							22
24	96.6	93.7	91.1	88.1	85.6	82.9						24
26	89.2	86.6	84.2	81.4	79.1	76.6	74.2					26
28	82.8	80.3	78.2	75.6	73.4	71.1	68.8	67.0				28
30	77.1	74.9	72.8	70.4	68.4	66.2	64.1	62.3	60.3	58.6		30
32		70.0	68.1	65.8	63.9	61.8	59.8	58.2	56.2	54.6	50.5	32
34		65.7	63.9	61.7	59.9	57.9	56.0	54.4	52.6	51.1	49.2	34
36		61.8	60.1	58.0	56.3	54.4	52.6	51.1	49.3	47.8	46.1	36
38			56.7	54.7	53.0	51.2	49.4	48.0	46.3	44.9	43.2	38
40			53.6	51.6	50.0	48.2	46.6	45.2	43.6	42.2	40.6	40
44				46.3	44.8	43.1	41.6	40.3	38.8	37.5	35.9	44
48				41.5	40.4	38.8	37.3	36.1	34.6	33.5	32.0	48
52					36.6	35.1	33.6	32.5	31.1	30.0	28.6	52
56						31.8	30.4	29.4	28.0	26.9	25.6	56
60						28.6	27.6	26.6	25.3	24.3	22.9	60
64							25.1	24.2	22.9	21.9	20.6	64
68								22.0	20.7	19.7	18.5	68
72								20.0	18.8	17.8	16.6	72
76									17.0	16.1	14.9	76
80										14.5	13.3	80
84											11.9	84
88											10.6	88

Load Chart of ZLJDB

Note:

1. Meet ISO 4305 standard;
2. The rated load in the table includes the weight of hook, wire rope and other spreader. The weight to be lifted is the sum of the rated load minus the weight of the above items.

ZLJDB Configuration												
Boom length 72m, Boom angle 85°, Jib length 24m~84m, Superlift radius 18m, Superlift counterweight 280t, Rear counterweight 160t, Carbody counterweight 50t												
Jib length (m) Radius(m)	24	30	36	42	48	54	60	66	72	78	84	Jib length (m) Radius(m)
18	222*	219*										18
20	197*	198*	183*									20
22	179*	178*	177*	153*								22
24	162*	161*	161*	152*	129*	108*						24
26	150*	148*	147*	147*	128*	108*	91.6*					26
28	138*	137*	136*	135*	127*	108*	91.4*	79.4*				28
30	128*	127*	126*	125*	124*	107*	91.1*	79.3*	67.6*			30
32	120*	118*	118*	117*	116*	107*	90.7*	79.1*	67.5*	57.0*	48.7*	32
34		111*	110*	109*	108*	106*	90.4*	78.8*	67.3*	56.8*	48.5*	34
36		105*	103*	102*	101*	100*	89.8*	78.4*	67.0*	56.6*	48.3*	36
38			98.2*	97.0*	96.1*	94.5*	89.1*	78.0*	66.8*	56.3*	48.1*	38
40			92.9*	91.8*	90.6*	89.5*	88.4*	77.5*	66.4*	56.0*	47.8*	40
44				82.4*	81.7*	80.6*	79.6*	76.4*	65.7*	55.3*	47.2*	44
48				75.1*	74.2*	72.8*	71.8*	70.7*	64.8*	54.5*	46.6*	48
52					67.4*	66.5*	65.5*	64.5*	61.4*	53.7*	45.9*	52
56						61.0*	59.8*	58.4*	56.3*	52.1*	45.2*	56
60						54.5*	53.8*	52.8*	51.3*	47.8*	44.5*	60
64							47.8*	47.4*	46.5*	43.6*	42.6*	64
68								42.8*	42.2*	40.1*	39.3*	68
72									38.5*	38.1*	36.6*	72
76										34.7*	33.8*	76
80											30.7*	80
84											28.3*	84
88											25.5*	88

Note: The data in the table with * indicates that the superlift counterweight cannot be off the ground under this operating condition.

Load Chart of ZLJDB

Note:

1. Meet ISO 4305 standard;
2. The rated load in the table includes the weight of hook, wire rope and other spreader. The weight to be lifted is the sum of the rated load minus the weight of the above items.

ZLJDB Configuration												
Boom length 72m, Boom angle 85°, Jib length 24m~84m, Superlift radius 18m, Superlift counterweight 0t, Rear counterweight 160t, Carbody counterweight 50t												
Jib length (m) Radius(m)	24	30	36	42	48	54	60	66	72	78	84	Jib length (m) Radius(m)
18	122	118										18
20	111	107	104									20
22	101	98.2	95.4	92.3								22
24	93.2	90.3	87.8	84.9	82.4	79.7						24
26	86.1	83.5	81.2	78.5	76.2	73.7	71.4					26
28	79.9	77.6	75.4	72.9	70.8	68.4	66.2	64.4				28
30	74.5	72.3	70.3	67.9	65.9	63.7	61.7	59.9	57.9			30
32	69.7	67.7	65.8	63.5	61.6	59.5	57.6	56.0	54.0	52.4	48.7	32
34		63.5	61.8	59.6	57.8	55.8	53.9	52.4	50.5	49.0	47.2	34
36		59.7	58.1	56.0	54.3	52.4	50.6	49.1	47.4	45.9	44.2	36
38			54.8	52.8	51.2	49.3	47.6	46.2	44.5	43.1	41.4	38
40			51.8	49.9	48.3	46.5	44.8	43.5	41.9	40.5	38.9	40
44				44.7	43.3	41.6	40.0	38.8	37.2	35.9	34.4	44
48				40.3	39.0	37.4	35.9	34.7	33.2	32.1	30.6	48
52					35.3	33.8	32.3	31.2	29.8	28.7	27.3	52
56						30.6	29.2	28.2	26.8	25.7	24.4	56
60						27.8	26.5	25.5	24.2	23.2	21.8	60
64							24.1	23.1	21.9	20.8	19.6	64
68								21.0	19.8	18.8	17.5	68
72								19.1	17.9	16.9	15.7	72
76									16.1	15.2	14.0	76
80										13.7	12.5	80
84										12.3	11.1	84
88											9.8	88

Load Chart of ZLJDB

Note:

1. Meet ISO 4305 standard;
2. The rated load in the table includes the weight of hook, wire rope and other spreader. The weight to be lifted is the sum of the rated load minus the weight of the above items.

ZLJDB Configuration												
Boom length 78m, Boom angle 85°, Jib length 24m~84m, Superlift radius 18m, Superlift counterweight 280t, Rear counterweight 160t, Carbody counterweight 50t												
Jib length (m) Radius(m)	24	30	36	42	48	54	60	66	72	78	84	Jib length (m) Radius(m)
18	218*											18
20	194*	193*	167*									20
22	174*	174*	166*	141*								22
24	159*	157*	157*	140*	119*							24
26	146*	145*	144*	139*	119*	101*	86.5*					26
28	135*	134*	133*	132*	118*	101*	86.3*	75.0*				28
30	126*	124*	123*	122*	117*	100*	86.0*	74.8*	64.0*			30
32	117*	116*	115*	113*	112*	100*	85.6*	74.6*	63.9*	54.4*		32
34		109*	108*	106*	105*	99.3*	85.0*	74.4*	63.7*	54.2*	46.3*	34
36		103*	101*	100*	99.1*	98.2*	84.4*	74.0*	63.5*	54.0*	46.1*	36
38		96.4*	95.4*	94.3*	93.2*	92.4*	83.7*	73.6*	63.2*	53.7*	45.9*	38
40			90.5*	89.4*	88.0*	87.0*	82.9*	73.1*	62.9*	53.5*	45.7*	40
44			81.9*	80.5*	79.6*	78.3*	77.2*	71.9*	62.2*	52.8*	45.1*	44
48				72.7*	71.9*	70.9*	70.1*	67.1*	61.2*	52.1*	44.5*	48
52					66.0*	64.6*	63.2*	60.8*	58.0*	51.3*	43.9*	52
56						57.6*	56.4*	55.0*	53.0*	49.6*	43.2*	56
60						51.3*	50.7*	49.6*	48.3*	45.8*	42.5*	60
64							45.2*	44.5*	43.6*	42.0*	40.0*	64
68								40.1*	39.6*	38.3*	36.9*	68
72								36.0*	35.7*	34.7*	33.8*	72
76									32.5*	31.6*	30.9*	76
80										29.0*	28.2*	80
84										26.2*	25.9*	84
88											23.6*	88

Note: The data in the table with * indicates that the superlift counterweight cannot be off the ground under this operating condition.

Load Chart of ZLJDB

Note:

1. Meet ISO 4305 standard;
2. The rated load in the table includes the weight of hook, wire rope and other spreader. The weight to be lifted is the sum of the rated load minus the weight of the above items.

ZLJDB Configuration												
Boom length 78m, Boom angle 85°, Jib length 24m~84m, Superlift radius 18m, Superlift counterweight 0t, Rear counterweight 160t, Carbody counterweight 50t												
Jib length (m) Radius(m)	24	30	36	42	48	54	60	66	72	78	84	Jib length (m) Radius(m)
18	117											18
20	106	103	100									20
22	97.4	94.3	91.6	88.5								22
24	89.6	86.8	84.3	81.5	79.1							24
26	82.8	80.3	78.0	75.4	73.1	70.7	68.4					26
28	77.0	74.6	72.5	70.0	67.9	65.6	63.5	61.7				28
30	71.8	69.6	67.7	65.3	63.3	61.1	59.1	57.4	55.4			30
32	67.2	65.2	63.3	61.1	59.2	57.1	55.2	53.6	51.7	50.1		32
34		61.2	59.5	57.3	55.5	53.5	51.7	50.2	48.3	46.8	45.0	34
36		57.6	56.0	53.9	52.2	50.3	48.5	47.1	45.3	43.8	42.1	36
38		54.3	52.8	50.8	49.2	47.3	45.6	44.2	42.5	41.1	39.5	38
40			49.9	48.0	46.4	44.6	43.0	41.6	40.0	38.7	37.0	40
44			44.8	43.0	41.6	39.9	38.3	37.1	35.5	34.3	32.8	44
48				38.8	37.4	35.9	34.4	33.2	31.7	30.5	29.1	48
52					33.9	32.4	30.9	29.8	28.4	27.3	25.9	52
56						29.3	28.0	26.9	25.5	24.5	23.1	56
60						26.6	25.3	24.3	23.0	22.0	20.6	60
64							23.0	22.0	20.7	19.7	18.4	64
68								20.0	18.7	17.7	16.5	68
72								18.1	16.9	15.9	14.7	72
76									15.2	14.3	13.1	76
80										12.8	11.6	80
84										11.4	10.3	84
88											9.0	88

Load Chart of ZLJDB

Note:

1. Meet ISO 4305 standard;
2. The rated load in the table includes the weight of hook, wire rope and other spreader. The weight to be lifted is the sum of the rated load minus the weight of the above items.

ZLJDB Configuration												
Boom length 84m, Boom angle 85°, Jib length 24m~84m, Superlift radius 18m, Superlift counterweight 280t, Rear counterweight 160t, Carbody counterweight 50t												
Jib length (m) Radius(m)	24	30	36	42	48	54	60	66	72	78	84	Jib length (m) Radius(m)
18	210*											18
20	190*	178*										20
22	171*	170*	152*	131*								22
24	156*	155*	150*	130*	112*							24
26	142*	141*	141*	129*	111*	95.8*						26
28	132*	131*	130*	127*	110*	95.4*	81.6*					28
30	122*	121*	120*	119*	109*	94.8*	81.3*	71.0*	61.0*			30
32	114*	113*	112*	111*	108*	94.0*	80.9*	70.8*	60.9*	51.9*		32
34		106*	105*	104*	103*	93.0*	80.3*	70.5*	60.8*	51.8*	44.3*	34
36		99.8*	99.2*	98.0*	96.8*	91.9*	79.7*	70.1*	60.5*	51.6*	44.1*	36
38		94.5*	93.2*	92.5*	91.1*	90.3*	78.9*	69.6*	60.3*	51.4*	43.9*	38
40			88.5*	87.1*	86.0*	85.1*	78.1*	69.1*	59.9*	51.1*	43.7*	40
44			79.4*	78.5*	77.1*	76.2*	74.2*	67.9*	59.1*	50.5*	43.2*	44
48				71.3*	70.2*	68.9*	66.9*	63.9*	58.2*	49.7*	42.7*	48
52					63.7*	62.0*	60.2*	57.8*	55.0*	48.9*	42.0*	52
56					56.1*	54.9*	54.0*	52.3*	50.2*	47.5*	41.3*	56
60						49.0*	48.2*	47.1*	45.8*	43.8*	40.7*	60
64							43.1*	42.5*	41.5*	39.9*	38.1*	64
68								38.4*	37.6*	36.6*	35.0*	68
72								34.4*	34.1*	33.2*	32.0*	72
76									30.8*	30.3*	29.4*	76
80										27.6*	27.0*	80
84										24.9*	24.7*	84
88											22.5*	88

Note: The data in the table with * indicates that the superlift counterweight cannot be off the ground under this operating condition.

Load Chart of ZLJDB

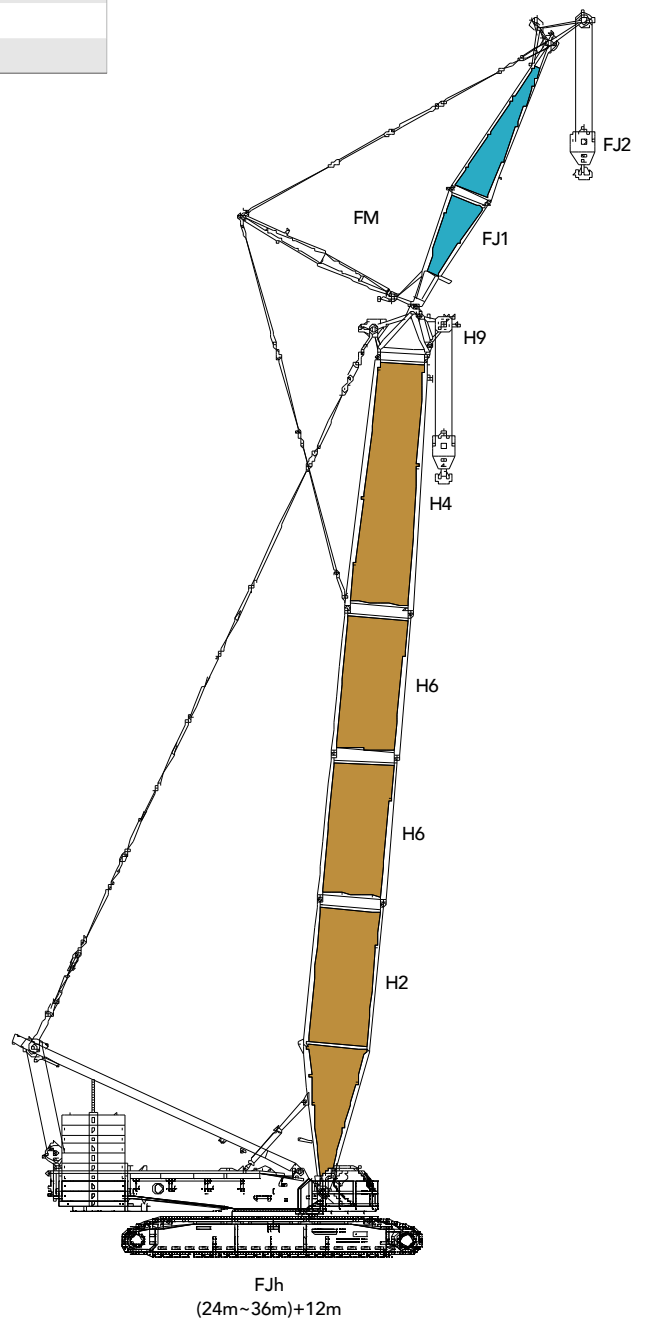
Note:

1. Meet ISO 4305 standard;
2. The rated load in the table includes the weight of hook, wire rope and other spreader. The weight to be lifted is the sum of the rated load minus the weight of the above items.

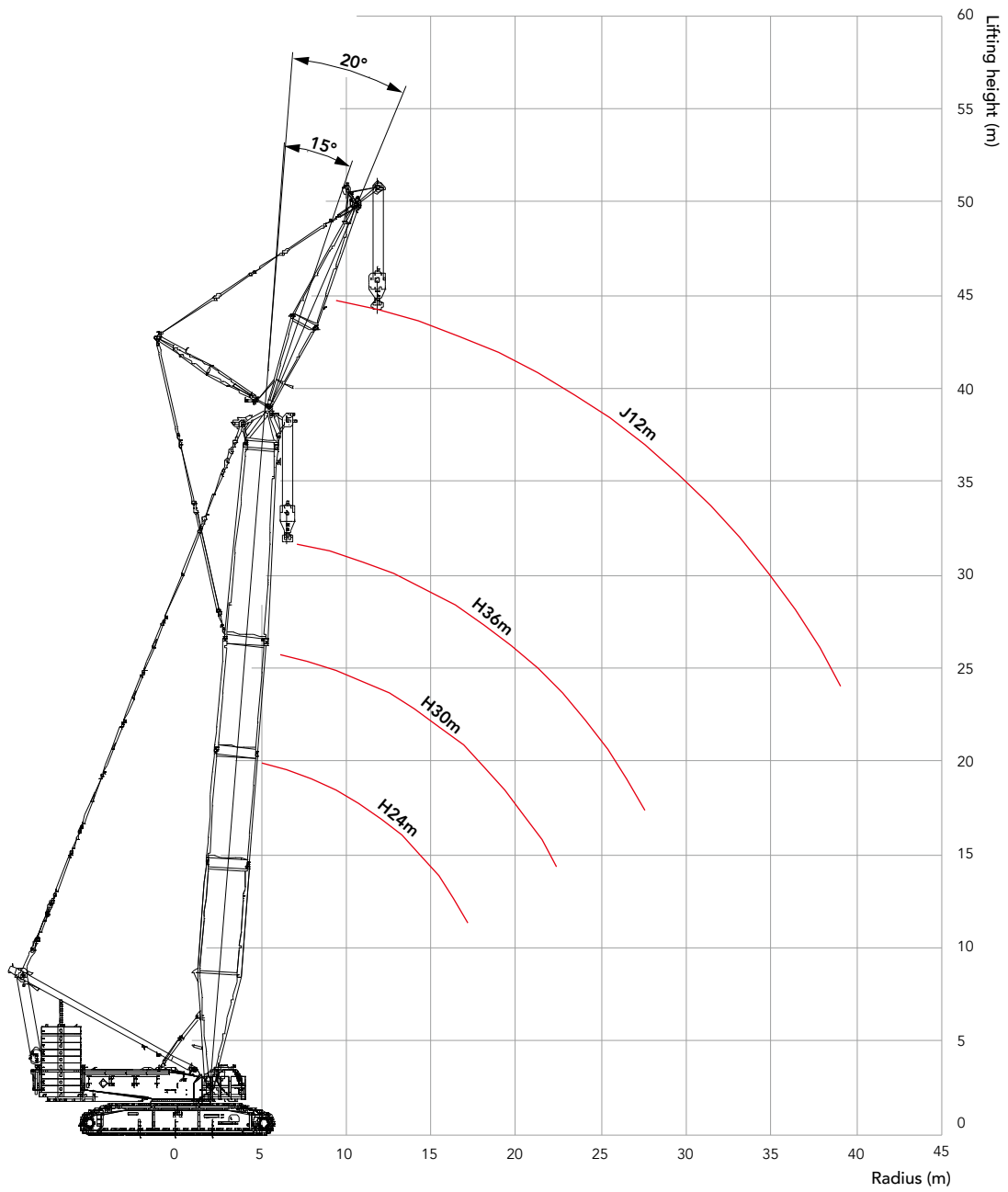
ZLJDB Configuration												
Boom length 84m, Boom angle 85°, Jib length 24m~84m, Superlift radius 18m, Superlift counterweight 0t, Rear counterweight 160t, Carbody counterweight 50t												
Jib length (m) Radius(m)	24	30	36	42	48	54	60	66	72	78	84	Jib length (m) Radius(m)
18	112											18
20	102	98.8										20
22	93.5	90.5	87.9	84.8								22
24	86.1	83.4	81.0	78.2	75.8							24
26	79.7	77.2	75.0	72.4	70.2	67.7						26
28	74.1	71.8	69.7	67.3	65.2	62.9	60.8					28
30	69.1	67.0	65.1	62.7	60.8	58.6	56.6	54.9	52.9			30
32	64.7	62.7	60.9	58.7	56.9	54.8	52.9	51.3	49.4	47.8		32
34		58.9	57.2	55.1	53.3	51.4	49.5	48.0	46.2	44.7	42.9	34
36		55.4	53.9	51.8	50.1	48.2	46.5	45.0	43.3	41.8	40.1	36
38		52.3	50.8	48.8	47.2	45.4	43.7	42.3	40.6	39.2	37.6	38
40			48.0	46.1	44.6	42.8	41.2	39.8	38.2	36.9	35.2	40
44			43.1	41.3	39.9	38.3	36.7	35.5	33.9	32.7	31.1	44
48				37.3	35.9	34.4	32.9	31.7	30.2	29.1	27.6	48
52					32.5	31.0	29.6	28.5	27.1	25.9	24.5	52
56					29.5	28.0	26.7	25.6	24.3	23.2	21.8	56
60						25.4	24.1	23.1	21.8	20.8	19.5	60
64							21.9	20.9	19.6	18.6	17.3	64
68								18.9	17.7	16.7	15.4	68
72								17.1	15.9	15.0	13.7	72
76									14.3	13.4	12.2	76
80										11.9	10.7	80
84										10.6	9.4	84
88											8.2	88

Boom Combination in FJh

Boom Combination in FJh			
Boom length (m)	Insert	Boom	
	6m/(H6)	12m boom base / (H2)	10.5m tapered boom insert/(H4)
24	-	1	1
30	1	1	1
36	2	1	1



Working Radius in FJh



Load Chart of FJh

Note:

1. Meet ISO 4305 standard;
2. The rated load in the table includes the weight of hook, wire rope and other spreader. The weight to be lifted is the sum of the rated load minus the weight of the above items.

FJh Configuration							
Boom length 24m~36m, Jib length 12m, Offset angle 15°, Rear counterweight 230t, Carbody counterweight 50t							
Boom length Radius(m)	24		30		36		Boom length Radius(m)
	Main hook	Aux. hook	Main hook	Aux. hook	Main hook	Aux. hook	
6	558						6
7	496		496		475		7
8	428		429		429		8
9	372	160	372		372		9
10	328	160	328	160	328	160	10
11	292	156	293	160	293	160	11
12	263	147	264	153	264	157	12
14	218	133	219	140	219	145	14
16	185	121	186	128	186	134	16
18	157	112	159	119	160	125	18
20	134	103	135	111	136	117	20
22	115	96.1	117	104	117	111	22
24		90.3	102	98.4	103	104	24
26		85.0	90.1	92.6	90.9	98.9	26
28		80.4	79.8	87.9	80.8	93.7	28
30		76.7		83.5	72.2	85.0	30
32		73.1		78.0	64.7	77.6	32
34		70.5		71.5		71.1	34
36				65.8		65.5	36
38				60.7		60.5	38
40				56.1		56.0	40
44						48.3	44

Load Chart of FJh

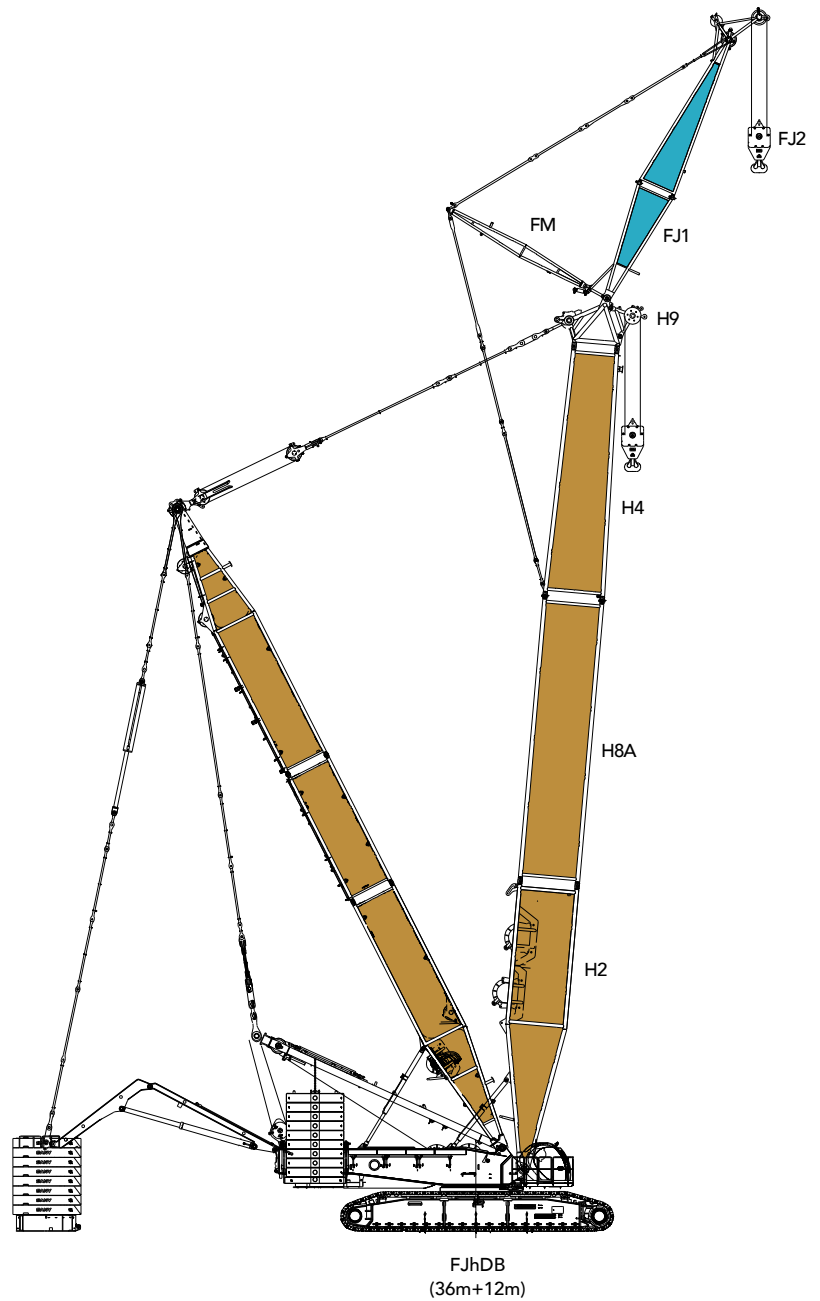
Note:

1. Meet ISO 4305 standard;
2. The rated load in the table includes the weight of hook, wire rope and other spreader. The weight to be lifted is the sum of the rated load minus the weight of the above items.

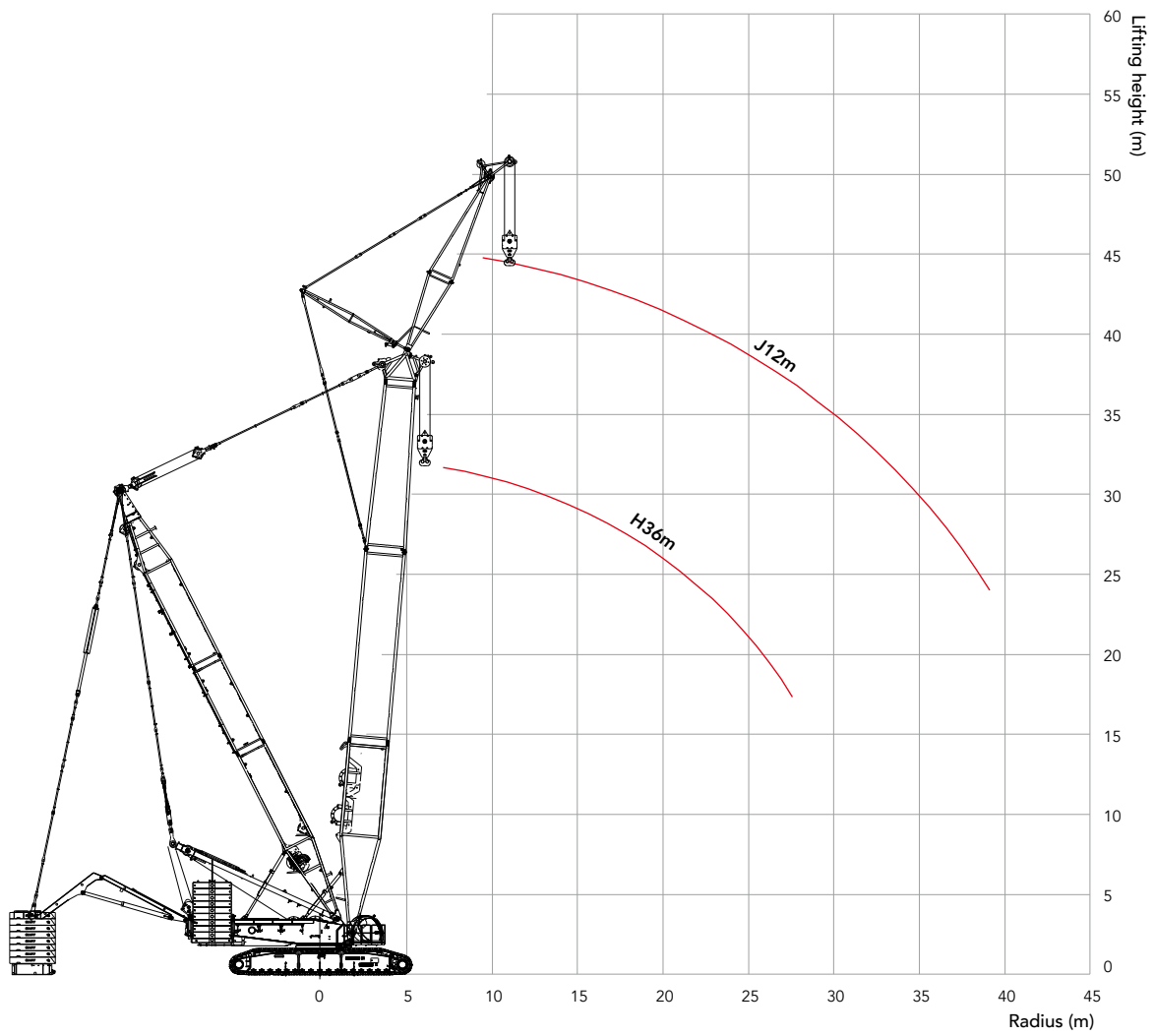
FJh Configuration							
Boom length 24m~36m, Jib length 12m, Offset angle 20°, Rear counterweight 230t, Carbody counterweight 50t							
Boom length (m) Radius(m)	24		30		36		Boom length (m) Radius(m)
	Main hook	Aux. hook	Main hook	Aux. hook	Main hook	Aux. hook	
6	558						6
7	495		495		475		7
8	427		428		428		8
9	371		371		371		9
10	327	135	328		328		10
11	292	128	292	131	292	133	11
12	263	122	263	125	263	127	12
14	218	111	219	116	219	119	14
16	185	102	186	108	186	111	16
18	157	95.4	159	101	159	105	18
20	133	89.4	135	94.7	136	99.0	20
22	115	83.7	117	89.1	117	94.6	22
24		78.9	102	85.2	102	89.7	24
26		74.6	90.0	80.9	90.7	85.3	26
28		71.1	79.7	77.0	80.6	81.9	28
30		68.3		73.7	72.0	78.5	30
32		66.0		70.7	64.6	75.8	32
34		63.6		68.1		71.4	34
36				65.8		65.7	36
38				60.9		60.7	38
40				56.2		56.2	40
44						48.4	44

Boom Combination in FJhDB

Boom Combination in FJhDB			
Boom length (m)	Insert	Boom	
	12m/(H8A)	12m boom base / (H2)	10.5m tapered boom insert / (H4)
36	1	1	1



Working Radius in FJhDB



Load Chart of FJhDB

Note:

1. Meet ISO 4305 standard;
2. The rated load in the table includes the weight of hook, wire rope and other spreader. The weight to be lifted is the sum of the rated load minus the weight of the above items.

FJhDB Configuration			
Boom length 36m, Jib length 12m, Offset angle 15°, Superlift radius 18m, Superlift counterweight 280t, Rear counterweight 160t, Carbody counterweight 50t			
Radius(m)	36		Radius(m)
	Main hook	Aux. hook	
7	534*		7
8	534*		8
9	538*		9
10	538*	160*	10
11	540*	160*	11
12	545*	160*	12
14	495	147*	14
16	432	136*	16
18	383	126*	18
20	343	119*	20
22	310	111*	22
24	282	106*	24
26	257	100*	26
28	236	95.1*	28
30	218	90.5*	30
32	202	86.9*	32
34		83.2*	34
36		80.3*	36
38		77.3*	38
40		74.6*	40
44		70.1*	44

FJhDB Configuration			
Boom length 36m, Jib length 12m, Offset angle 15°, Superlift radius 18m, Superlift counterweight 0t, Rear counterweight 160t, Carbody counterweight 50t			
Radius(m)	36		Radius(m)
	Main hook	Aux. hook	
7	459		7
8	390		8
9	338		9
10	298	160	10
11	266	160	11
12	239	160	12
14	198	147	14
16	164	136	16
18	136	126	18
20	115	119	20
22	99.1	111	22
24	86.1	99.4	24
26	75.5	88.6	26
28	66.6	79.6	28
30	59.1	72.0	30
32	52.6	65.5	32
34		59.8	34
36		54.8	36
38		50.4	38
40		46.5	40
44		39.7	44

Note: The data in the table with * indicates that the superlift counterweight cannot be off the ground under this operating condition.

Load Chart of FJhDB

Note:

1. Meet ISO 4305 standard;
2. The rated load in the table includes the weight of hook, wire rope and other spreader. The weight to be lifted is the sum of the rated load minus the weight of the above items.

FJhDB Configuration					
Boom length 36m, Jib length 12m, Offset angle 20°, Superlift radius 18m, Superlift counterweight 280t, Rear counterweight 160t, Carbody counterweight 50t					
Radius(m)	Boom length (m)	36		Boom length (m)	Radius(m)
		Main hook	Aux. hook		
7		534*			7
8		534*			8
9		538*			9
10		538*			10
11		540*	134*		11
12		545*	130*		12
14		495	121*		14
16		432	112*		16
18		382	106*		18
20		342	100*		20
22		309	95.2*		22
24		282	90.8*		24
26		257	86.4*		26
28		236	82.5*		28
30		218	79.0*		30
32		202	75.8*		32
34			73.4*		
36			70.9*		
38			69.0*		
40			66.9*		
44			63.6*		

FJhDB Configuration					
Boom length 36m, Jib length 12m, Offset angle 20°, Superlift radius 18m, Superlift counterweight 0t, Rear counterweight 160t, Carbody counterweight 50t					
Radius(m)	Boom length (m)	36		Boom length (m)	Radius(m)
		Main hook	Aux. hook		
7		458			7
8		389			8
9		338			9
10		297			10
11		265	134		11
12		239	130		12
14		198	121		14
16		163	112		16
18		135	106		18
20		115	100		20
22		98.8	95.2		22
24		85.9	90.8		24
26		75.3	86.4		26
28		66.5	80.1		28
30		59.0	72.4		30
32		52.5	65.8		32
34			60.1		
36			55.1		
38			50.6		
40			46.7		
44			39.8		

Note: The data in the table with * indicates that the superlift counterweight cannot be off the ground under this operating condition.



Zhejiang Sany Equipment Co.,LTD

SANY Crawler Crane Industrial Park, No. 2188 Daishan Road, Wuxing District, Huzhou City,
Zhejiang Province, P. R. China Zip 313028
Consulting sanycrane@sanygroup.com (Crane BU) / crd@sany.com.cn (IHQ)
After-sales Service 0086-400 6098 318

Reminder:

Any change in the technical parameters and configuration due to product modification or upgrade may occur without prior notice.
The machine in the picture may include additional equipment. This brochure is for reference only, and goods in kind shall prevail.
Copyright at SANY. No part of this brochure may be copied or used for any purpose without written approval from SANY.

© Edited in December 2023

