



SCE1000TB-EV

ELECTRIC TELESCOPIC BOOM
CRAWLER CRANE



360 t·m



49.9 m



49.9 m + 17.5 m

www.sanygroup.com

QUALITY CHANGES THE WORLD

The parameters, pictures and standard/optional equipment are only for reference in this brochure. the actual machine is based on the effective price list and contract.

V1.0

01

04 / INTRODUCE

04

08 / TRANSPORT DIMENSION

02

06 / OUTLINE DIMENSION

05

09 / TRANSPORT PLAN

03

07 / MAIN PERFORMANCE
PARAMETERS

06

10 / MAIN CHARACTERISTICS
Product Specification
Safety Device

07

13 / CONFIGURATIONS

Working Range of H
Load Chart of H
Load Chart of HC
Load Chart of FJ
Load Chart of FJh

01 | Introduce

Energy Saving and Environmental Protection

- Pure electric, low emission, environmentally friendly and energy saving.

Long Battery Range

- Equipped with 281.9kWh high-capacity power battery, supporting 8h long time operation.

Lower Operating Cost

- Reduces energy consumption costs by 37% compared to traditional fuel engine models and eliminates engine maintenance expenses.

Safe and Reliable

- High voltage safety design, real-time insulation monitoring by BMS, capable of actively disconnecting high voltage in the event of sudden leakage, third-generation intelligent control system, one-button start/stop, 10.1" dual touchscreen display, intelligent and convenient.

Fast Charging

- Support 120kW DC charging, charging time <1.5h.
- 10kW, 20kW, 40kW, 80kW (optional) AC charging modes are available for customers, applicable to all site power configurations.

High Adaptability

- Equipped with lower structure charging port, allowing an operation with charging plug in, meeting various customer usage scenarios.



SCE1000TB-EV

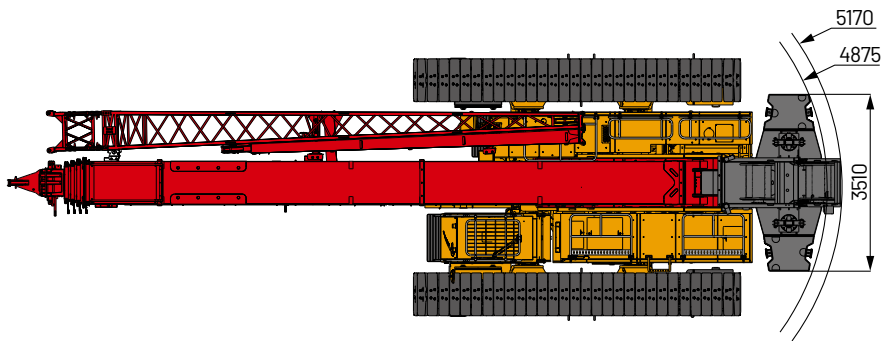
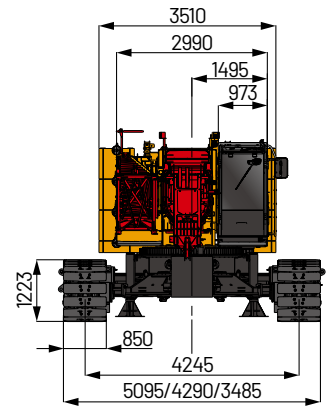
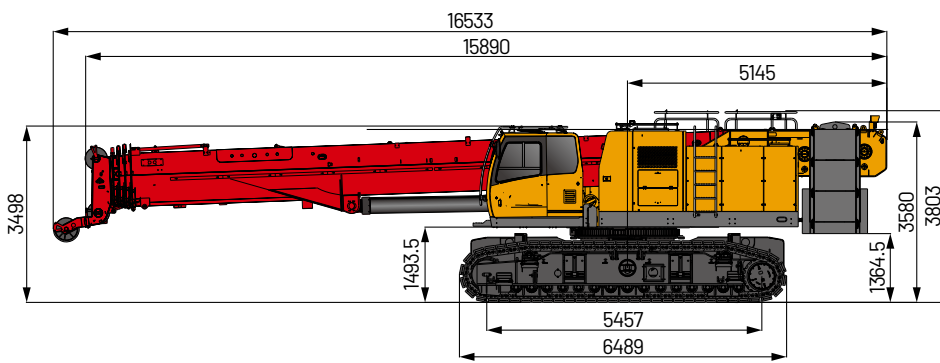
ELECTRIC TELESCOPIC BOOM CRAWLER CRANE



02 | Outline Dimension

SCE1000TB-EV

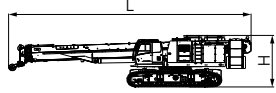
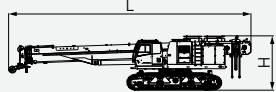
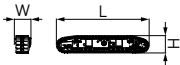
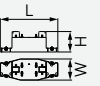
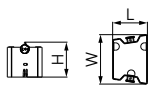
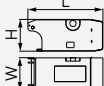
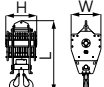
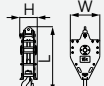
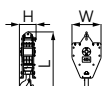

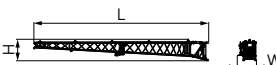
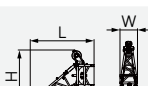
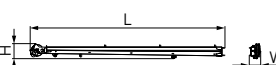
Unit: mm



03 | Main Performance Parameters

| Performance Indicators | Unit | Parameter |
|--|-------|--|
| Outline Dimension | | |
| Length | mm | 15890 |
| Width (retracted) | mm | 5095/4290/3485 |
| Height | mm | 3580 |
| Distance between the center of drive sprocket and idler | mm | 4245 |
| Width of track pad | mm | 850 |
| H | | |
| Max. rated lifting capacity | t | 100 |
| Boom length | m | 12.9~49.9 |
| Boom angle | ° | -2~80 |
| Max. rated lifting moment | t·m | 360 |
| FJ | | |
| Longest main boom + longest jib | m | 49.9+17.5 |
| Jib angle | ° | 0、15、30 |
| Speed | | |
| Rope speed of main/aux. winch (the outermost work layer) | m/min | 0~140 |
| Time to fully luffing up/down of boom | s | 60/70 |
| Time to fully extension/retraction of boom | s | 119/125 |
| Slewing speed | rpm | 0~2 |
| Travel speed (no-load) | km/h | 0~2 |
| Drive Motor | | |
| Model | / | Danfoss-EM-PM1375-T1100-1500 |
| Rated power | kW | 206 |
| Max. power | kW | 336 |
| Wire Rope | | |
| Diameter | mm | Φ22 |
| Transport | | |
| Operating weight | t | 106 |
| Basic machine weight | t | 42.6 (without rear counterweight, chassis, main hook and auxiliary hook) |
| Transportation dimension (L × W × H) | mm | 15890*3000*3114 |
| Other Parameters | | |
| Average ground pressure | Mpa | 0.1 |
| Min. swing radius | mm | 4875 |

04 | Transport Dimension

| No. | Item | Shape | Length (mm) | Width (mm) | Height (mm) | Weight (t) | Quantity |
|-----|--------------------------|---|-------------|------------|-------------|------------|----------|
| 1 | Whole machine |  | 16533 | 3485 | 3803 | 106.0 | 1 |
| 2 | Basic machine (with jib) |  | 16533 | 3485 | 3803 | 63.0 | 1 |
| 3 | Track frame |  | 6490 | 1134 | 1223 | 10.1 | 2 |
| 4 | Counterweight tray |  | 3510 | 1292 | 1250 | 14.6 | 1 |
| 5 | Counterweight blocks |  | 703 | 1000 | 707 | 2.4 | 6 |
| 6 | Carbody counterweight |  | 1916 | 828 | 813 | 7.0 | 2 |
| 7 | 100T hook block |  | 2051 | 850 | 882 | 1.76 | 1 |
| 8 | 45T hook block |  | 1522 | 690 | 395 | 0.49 | 1 |
| 9 | 15T hook block |  | 1344 | 600 | 356 | 0.28 | 1 |
| 10 | 9T ball hook |  | 779 | 298 | 298 | 0.19 | 1 |
| 11 | Jib section |  | 10671 | 1175 | 1332 | 0.86 | 1 |
| 12 | 3M heavy jib |  | 3447 | 946 | 2966 | 0.94 | 1 |
| 13 | Slewing-away |  | 7232 | 423 | 570 | 0.27 | 1 |

Note:

This component's transportation dimensions are shown in the diagram and are not drawn to scale. The indicated dimensions are design values and do not include packaging.

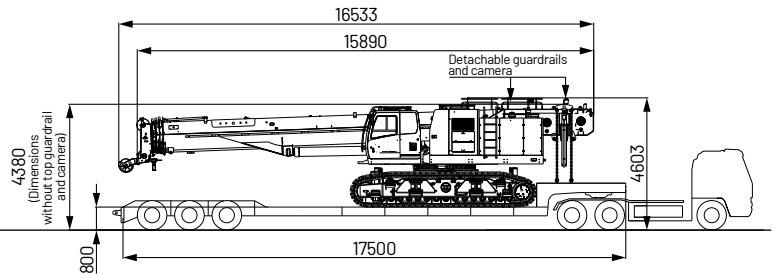
The weight is a design value, and due to manufacturing tolerances, it may vary slightly. The total weight of counterweights is 13 tons.

After our company upgrades and updates the product, there may be changes in the external dimensions and weight of the above components. The final specifications will be based on the new product.

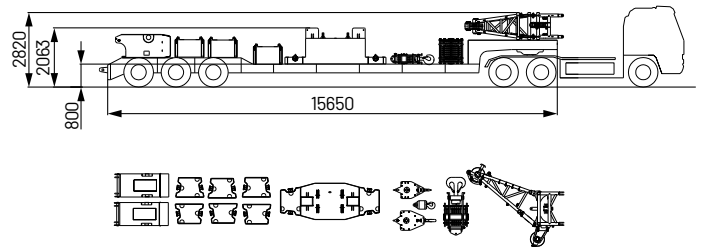
05 | Transport Plan

1 Transport Plan 1

| | |
|-----------|---------------------|
| Trailer 1 | |
| Part (s) | ▪ Basic machine × 1 |
| Weight | ▪ 63t |

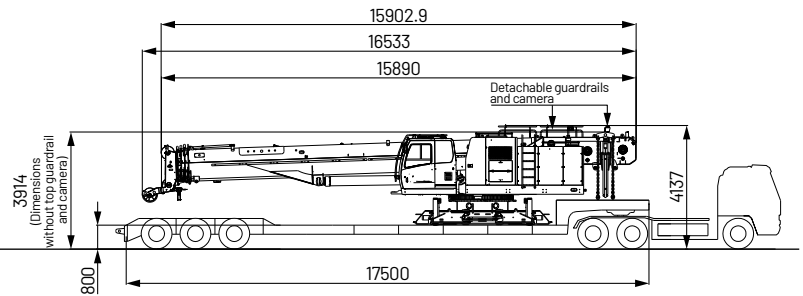


| | |
|-----------|---|
| Trailer 2 | |
| Part (s) | <ul style="list-style-type: none"> ▪ Carbody counterweight × 2 ▪ Left track frame × 1 ▪ Right track frame × 1 ▪ Counterweight tray × 1 ▪ Counterweight blocks × 6 ▪ 3M heavy jib × 1 ▪ 100T hook block × 1 ▪ 45T hook block × 1 ▪ 15T hook block × 1 ▪ 9T ball hook × 1 |
| Weight | ▪ 46.7t |

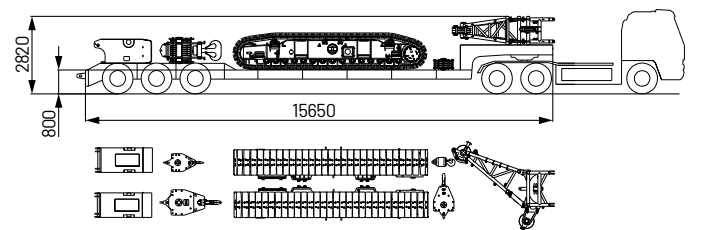


2 Transport Plan 2

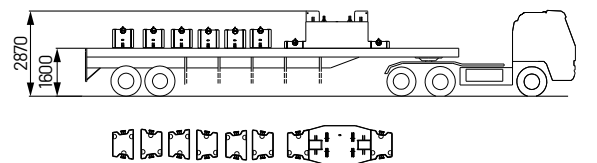
| | |
|-----------|---------------------|
| Trailer 1 | |
| Part (s) | ▪ Basic machine × 1 |
| Weight | ▪ 42.6t |



| | |
|-----------|---|
| Trailer 2 | |
| Part (s) | <ul style="list-style-type: none"> ▪ Carbody counterweight × 2 ▪ Left track frame × 1 ▪ Right track frame × 1 ▪ 100T hook block × 1 ▪ 45T hook block × 1 ▪ 15T hook block × 1 ▪ 9T ball hook × 1 ▪ 3M heavy jib × 1 |
| Weight | ▪ 38.1t |



| | |
|-----------|--|
| Trailer 3 | |
| Part (s) | <ul style="list-style-type: none"> ▪ Counterweight tray × 1 ▪ Counterweight blocks × 6 |
| Weight | ▪ 29t |



06 | Main Characteristics

1 Product Specification

Drive Motor

- Model: EM-PMI375-T1100-1500-DUAL + IP67 + RES1 H class.
- Rated power: 206kW.
- Max. power: 336kW.
- Rated torque: 1310N.m.
- Max. torque: 2500N.m.
- Max. working speed: 2570rpm.
- Working environment temperature: -40°C ~ +65°C.
- Insulation class: H.
- Cooling system: Liquid cooling (50% deionized water + 50% ethylene glycol).
- Coolant flow rate: 20L/min.
- Water volume: 2.8L.
- IP rating IP67.
- Weight: 295kg.
- Work shift: S9.

Power Battery

- Battery type: LFP (Lithium Iron Phosphate).
- Rated capacity: 456 Ah.
- Nominal voltage: 618.24 V.
- Rated energy storage: 281.91 kWh.
- Specific energy: 155 Wh/kg.
- Battery configuration: 2P192S.
- Storage temperature: -30~60°C, long-term storage controlled below 35°C.
- Operating temperature: -30~65°C.
- Operating humidity: ≤85%.
- Thermal management: Liquid Heating + Liquid Cooling.
- State of charge (SOC) operating range: 8%~100%.
- Max.continuous charging current (A): 400.
- Max.continuous discharging current (A): 450.
- Discharging current at peak speed (A): 700A, 30 seconds.
- IP protection rating: Battery box IP68, junction box IP67, control box IP67.
- Total system weight (kg): 1804 kg (Battery box only).

Hydraulic System

- Main pump: Adopt high-power open variable displacement piston pump, providing power for the entire machine.
- Closed pump: Used for slewing.
- Gear pump: Single gear pump are used for heat dissipation and servo functions.
- Control: The main pump adopts the control type of electrically proportionate positive flow. The operating components are two electric-controlled cross handles, one electric control pedal valve for boom telescoping, and one dual electric pedal control valve for travel, to control each actuator proportionally.
- Way of cooling: Heat exchanger, fan core and multi-stage cooling.
- Filter: Large flow, high accuracy filter, with bypass valve and indicator, which can remind the user to replace the filter element in time.
- Max. pressure of system:
Main load, aux. load, and travel system: 32MPa.
Boom hoist cylinder lifting: 32MPa.
Swing system: 24MPa.
Control system: 4.5MPa.
- Hydraulic tank capacity: 1240L.

Main and Aux. Hoist Winch

- Pump and motor: Dual-placement speed controlled energy efficient, combination of winch balance valve and anti-hook sliding technology, lifting or lowering the load steadily.
- Winch brake adopts concealed, normally closed, wet type and spring loaded fin type normally engaged brake, spring force braking, oil pressure released.
- Main and aux. load hoist winches adopt piston motor of variable displacement to drive planetary reducer.

| | | |
|--------------------------|--|------------|
| Main hoisting winch | Rope speed on the outermost work layer | 0~140m/min |
| | Wire rope diameter | Φ 22mm |
| | Wire rope length of main hoist | 252m |
| | Rated single line pull | 8.5t |
| Auxiliary hoisting winch | Rope speed on the outermost work layer | 0~140m/min |
| | Wire rope diameter | Φ 22mm |
| | Wire rope length of auxiliary hoist | 180m |
| | Rated single line pull | 8.5t |

Luffing Mechanism

- Dual-acting single piston hydraulic cylinder, with safety balance valve, and a luffing angle of -2°~80°. Luffing down through self-weight to reduce energy consumption and increase stability of luffing down operation.

Slewing Mechanism

- The slewing brake adopts concealed, wet type, spring loaded, normally-engaged brake, and braking through spring force, oil pressure released.
- Slewing system, equipped with integrated slewing cushion valve, has free slip function. It is featured in steady start, control, stop and excellent inching function.
- External gear slewing drive with 360° slewing range, and the max. slewing speed is 2.0r/min. The max. drive pressure can reach 30Mpa.
- Swing lock: Cylinder Lock device can make sure the superstructure can be locked on four directions after the work is done or during transport, which is more convenient and reliable.
- Slewing ring: Single row ball bearing.

Counterweight

- The counterweight tray and blocks are designed to be piled up for easier assembly and transport.
- Rear counterweight composition: one tray of 14.6t. counterweight block I of 2.4t × 6.
- Carbody counterweight: 7t × 2.

Superstructure

- The high-strength steel welded frame structure provides better resistance to deformation and torsion. It features a closed protective cover for enhanced protection. The component layout is rational, making maintenance and service more convenient.

06 | Main Characteristics

1 Product Specification

Cab and Controls

- Novelty in cab design, artistic modeling and trim and large area glass window with a tilt angle of 20° to broaden horizon, fitted with low beam headlamp and rear-view mirror to broaden horizon, installed with air conditioner and radio, the arrangement of seats, control handle and various control buttons is ergonomically designed to enable more conformable operation.
- Cab layout: 10.1-inch touch screen, programmable smart switches, and improved touch screen interference.
- Armrest box: On the left and right armrest box are control handles, electrical switches, emergent stop and ignition switch. The armrest box can be adjusted along with the seat.
- Seat: Multi-way and multi-level floating adjustable seat with unload switch.
- A/C: Cool and heat air, optimized air channels and vents.
- Multiple cameras can be displayed on the monitor at the same time to realize backing video, real-time monitoring of wire rope on each winch, conditions behind the counterweight and surrounding the machine.

Travel Drive

- Independent travel driving units are adopted for each side of the crawler, to realize straight traveling and turning driven by travel motor through gearbox and sprocket wheel.
- The crawler can be controlled independently when traveling.
- The travel speed can be controlled steplessly from 0 to 2.0km/h.
- Gradeability is 30%.

Traveling Braking

- Embedded, wet, spring-loaded and normally-closed brake, which is braking with spring force and released by oil pressure.

Side Frame Extension and Retraction

- The extension and retraction of crawler frames are realized through electric control hydraulic cylinder. The crawlers are extended at work and retracted for transport with the whole basic machine.

Crawler Tensioning

- Spring tensioner with auxiliary hydraulic cylinder regulates the tension degree through charging grease, and the spring can perform buffer and protection function when traveling.

Steering System

- It can realize single track turning and pivot turning.

Track Frame

- High-strength alloy cast steel track pad can prolong the service life. They are 850mm wide, and the total amount is 62pcs × 2.

Track Roller

- Maintenance-free track roller.

Outrigger

- Hydraulic outrigger cylinders are offered to facilitate the track frame assembly and disassembly.

Boom

- The boom is made of high-strength steel structure with U-shape section area, with five sections, of which the basic boom is 12.9m and the max. boom length is 49.9m.
- Dual cylinders and rope row for boom telescoping.

Fixed Jib

- Bi-fold fixed jib length of 10.2m and 17.5m.
- Offset angle includes 0°, 15° and 30°.

Heavy Fixed Jib

- 3m heavy fixed jib is available.

Tip Pulley

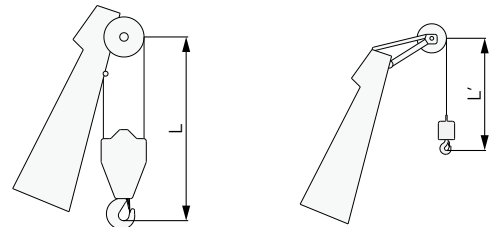
- Welding structure, connected with the boom through pin, and used for auxiliary hook operation.

Hook Block

| No. | Capacity (t) | No. of sheaves | Weight (t) | Quantity |
|-----|--------------|----------------|------------|----------|
| 1 | 100 | 7 | 1.76 | 1 |
| 2 | 45 | 5 | 0.486 | 1 |
| 3 | 15 | 1 | 0.276 | 1 |
| 4 | 9 | 0 | 0.185 | 1 |

Note: the above-mentioned operating equipment is full-up configuration. The actual configurations are subject to contract.
* marked as optional material

Hook limitation height



| Hook | L | Hook | L' |
|------|------|------|------|
| 100t | 3.5m | 9t | 2.3m |

06 | Main Characteristics

2 Safety Device

Load Limit Indicator (LMI)

- The integrated LMI system is provided as standard and high safety and efficiency for equipment control.
- The LMI system can automatically detect the suspended load weight, working radius of the crane and the angle of boom, and compare rated load weight and actual load, working radius and boom angle. Under normal operation condition, it can intelligently judge and automatically cut off the crane action in dangerous direction, and have black box function to record the overload information.
- Its main components include: monitor, controller, length and angle sensor, pressure sensor, etc.

Assembly/working mode switching switch

- The assembly mode is primarily used for scenarios such as the disassembly of the boom or the removal of counterweights. In Assembly Mode, height limit and boom angle limit are disabled to facilitate crane assembly
- In Work Mode, all safety limiting devices activate to protect the operation.

Emergency Stop

- The left armrest box in cab is equipped with one emergency stop button. In emergency situation, this button is pressed down to cut off the power supply of the whole machine and all actions stop.

Over-hoist Protection of the Main/Auxiliary Load Hoist

- A2B limit switch is equipped on the boom/jib tip, which prevents the hook lifting up too much. When the hook is lifted up to the limit height, the limit switch activates, alarm pops up on the monitor, buzzer on the right front control panel sends alarm, failure indicator light starts to flash and the hook hoisting action is cut off automatically.

Over-release Protection of the Main/Auxiliary Load Hoist

- The 3rd-wrap indicator is installed on main and aux. load hoist to prevent over-release of wire rope. When the rope is paid out close to the last three wraps, the limit switch acts, and the system sends alarm through buzzer and show the alarm on the monitor, automatically cutting off the winch action.

Function Lock

- There is a function lock lever located on the left side of the driver's seat in the cab. If the function lock lever is not in work position, all the other handles won't work, which prevents any mis-operation caused by accidental hitting.

Hook Latch

- The lifting hook is installed with a baffle plate to prevent wire rope from falling off.

GPS Monitoring System

- Remote monitoring system is a standardized offering to provide functions like GPS locating, GPRS data transfer, machine status inquiry and statistics, operating data monitoring and analysis, remote diagnosis of failures.

Tri-color Load Indicator

- The load indicator light has three colors, i.e., green, yellow and red; and the real time load status is presented on the display. When the actual load is smaller than 90% of rated load, the green light is on; when the actual load is larger than 90% and smaller than 100%, the yellow light is on, the alarm light flashes and sends out continuous sirens; when the actual load reaches 100% of rated load, the red light is on, the alarm light flashes and sends out continuous sirens. At this moment, the system will automatically cut off the crane's dangerous operation.

Flash Alarm

- When the LMI is powered on, the flash alarm will turn on.

Slewing Indicator Light

- The slewing indicator light flashes during traveling or slewing.

Seat Interlock Protection

- If the operator leaves the seat, all control handles and switches will be disabled immediately to prevent any mis-operation due to accidental collision.

Illuminating Light

- The machine is equipped with short-beam light in front of machine, lamps in operator's cab and lighting devices for night operation, as well as boom lights, so as to increase the visibility during work.

Rear View Mirror

- It is installed at the front of the operator's cab, at the right handrail of the platform and near the winches.

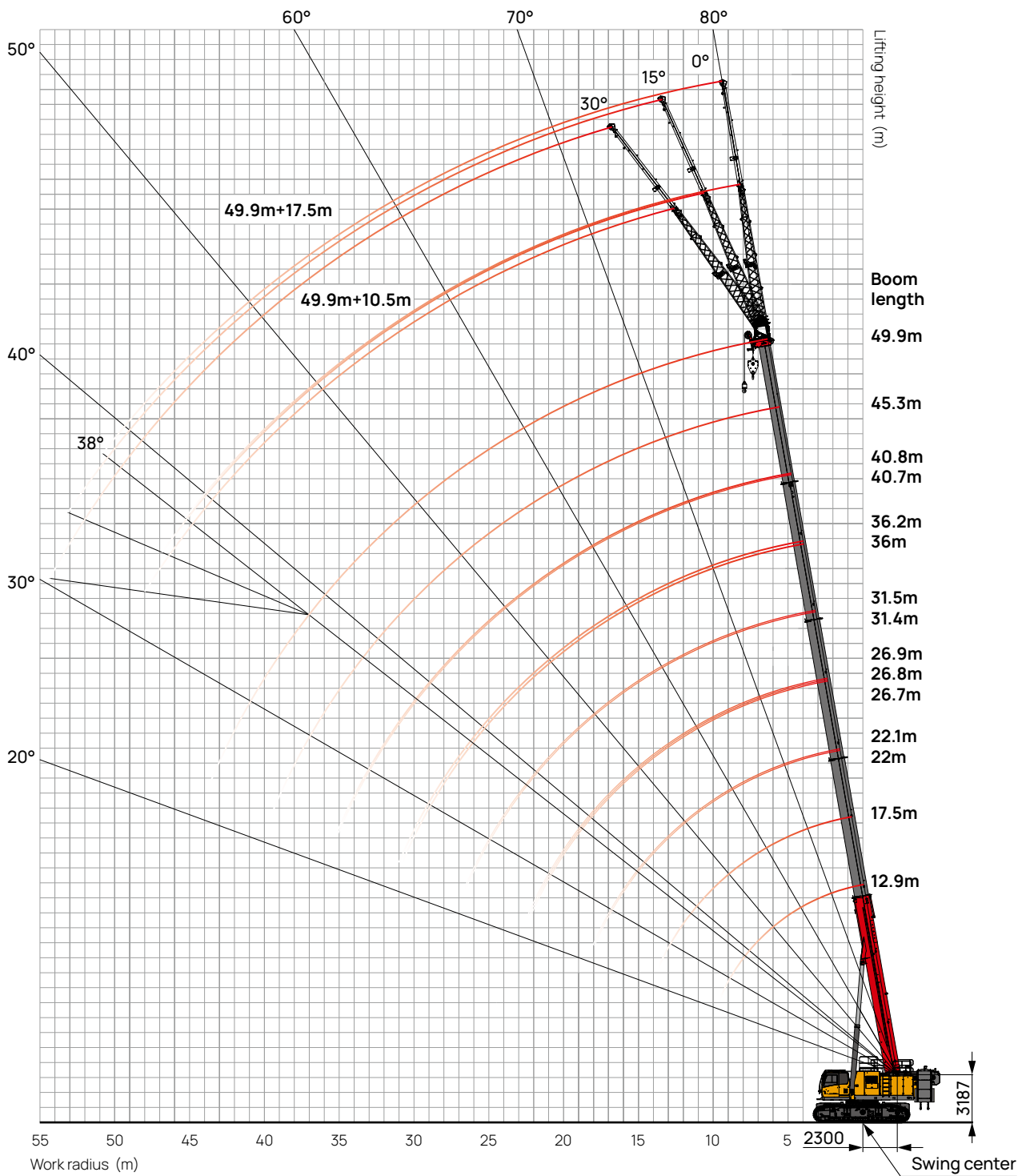
Level Indicator

- Electrical level indicator can show the inclination angle of superstructure on the monitor.

Monitoring System

- Cameras are installed on the winch box, tail of turntable and right side engine cover, which can display real-time monitoring images of the main and auxiliary winches, tail of turntable, and right side track pads on the cab's monitor.



07 | Working Range of H



07 | Load Chart of H

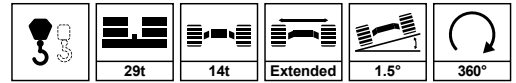
Unit: t






|  m | Main Boom Length (m) | | | | | | | | | | | | | | |  m |
|--|----------------------|------|------|------|------|------|------|------|------|------|------|------|------|------|------|--|
| | 12.9 | 17.5 | 22 | 22.1 | 26.7 | 26.8 | 26.9 | 31.4 | 31.5 | 36 | 36.2 | 40.7 | 40.8 | 45.3 | 49.9 | |
| 2.5 | 100 | | | | | | | | | | | | | | | 2.5 |
| 3 | 90 | 65 | | | | | | | | | | | | | | 3 |
| 3.5 | 80 | 65 | 38 | 52 | | | | | | | | | | | | 3.5 |
| 4 | 76 | 65 | 38 | 52 | 38 | | | | | | | | | | | 4 |
| 4.5 | 72 | 63.5 | 38 | 52 | 38 | 35 | 40 | | | | | | | | | 4.5 |
| 5 | 66 | 60 | 38 | 50 | 38 | 35 | 40 | 35 | | | | | | | | 5 |
| 5.5 | 63 | 55.5 | 38 | 48 | 38 | 35 | 38 | 35 | 26 | | | | | | | 5.5 |
| 6 | 60 | 52 | 38 | 46.5 | 38 | 35 | 37 | 35 | 26 | | | | | | | 6 |
| 7 | 49.5 | 46.5 | 38 | 44.4 | 36.5 | 35 | 35 | 33 | 26 | 29 | 26 | | | | | 7 |
| 8 | 41.5 | 40.1 | 36.5 | 37.6 | 35 | 34 | 33 | 31 | 25 | 27 | 25 | 18 | 22.5 | | | 8 |
| 9 | 34.6 | 33.3 | 35 | 32.3 | 32.5 | 31.3 | 31 | 30 | 24 | 26 | 24.5 | 17.5 | 21.5 | 17.5 | | 9 |
| 10 | | 28.2 | 30.9 | 27.4 | 29.5 | 29.2 | 27.8 | 28 | 21.8 | 25 | 24 | 17 | 21 | 17 | 14.3 | 10 |
| 11 | | 24.2 | 26.9 | 23.5 | 25.8 | 27 | 24.4 | 25.6 | 20.2 | 23.8 | 23 | 16.2 | 20.5 | 16 | 14 | 11 |
| 12 | | 21 | 23.7 | 20.3 | 22.6 | 24 | 21.3 | 23 | 19 | 21.4 | 22 | 15.5 | 20 | 15.5 | 13.5 | 12 |
| 14 | | | 18.8 | 15.6 | 17.9 | 19.2 | 16.6 | 18.3 | 16.5 | 17.6 | 18.6 | 13.8 | 17.2 | 14 | 13 | 14 |
| 16 | | | 15.4 | 12.3 | 14.5 | 15.8 | 13.2 | 14.9 | 14.2 | 14.2 | 15.2 | 12.3 | 14.5 | 12.6 | 12 | 16 |
| 18 | | | 12.8 | 9.7 | 11.9 | 13.2 | 10.7 | 12.3 | 12.5 | 11.7 | 12.6 | 11.1 | 12 | 11.5 | 11 | 18 |
| 20 | | | | | 9.9 | 11.1 | 8.7 | 10.3 | 11 | 9.7 | 10.6 | 10.2 | 10 | 10.3 | 10.2 | 20 |
| 22 | | | | | 8.3 | 9.5 | 7.1 | 8.7 | 9.7 | 8.1 | 9 | 9.4 | 8.4 | 9.3 | 8.9 | 22 |
| 24 | | | | | | | | 7.4 | 8.5 | 6.8 | 7.7 | 8.4 | 7.1 | 8.1 | 7.6 | 24 |
| 26 | | | | | | | | 6.3 | 7.4 | 5.7 | 6.6 | 7.6 | 6.1 | 7 | 6.5 | 26 |
| 28 | | | | | | | | | | 4.8 | 5.7 | 6.7 | 5.1 | 6.1 | 5.6 | 28 |
| 30 | | | | | | | | | | 4 | 4.9 | 5.9 | 4.4 | 5.3 | 4.8 | 30 |
| 32 | | | | | | | | | | | | 5.2 | 3.7 | 4.6 | 4.1 | 32 |
| 34 | | | | | | | | | | | | 4.6 | 3.1 | 4 | 3.5 | 34 |
| 36 | | | | | | | | | | | | | | 3.5 | 3 | 36 |
| 38 | | | | | | | | | | | | | | 3 | 2.5 | 38 |
| 40 | | | | | | | | | | | | | | | 2.1 | 40 |
| 2# | 0 | 50 | 0 | 100 | 50 | 0 | 100 | 50 | 0 | 100 | 50 | 0 | 100 | 50 | 100 | 2# |
| 3# | 0 | 0 | 33 | 0 | 33 | 50 | 17 | 50 | 67 | 50 | 67 | 100 | 67 | 100 | 100 | 3# |
| 4# | 0 | 0 | 33 | 0 | 33 | 50 | 17 | 50 | 67 | 50 | 67 | 100 | 67 | 100 | 100 | 4# |
| 5# | 0 | 0 | 33 | 0 | 33 | 50 | 17 | 50 | 67 | 50 | 67 | 100 | 67 | 100 | 100 | 5# |

07 | Load Chart of H

Unit: t






|  m | Main Boom Length (m) | | | | | | | | | | | | | | |  m | |
|--|----------------------|------|------|------|------|------|------|------|------|------|------|------|------|------|------|--|----|
| | 12.9 | 17.5 | 22 | 22.1 | 26.7 | 26.8 | 26.9 | 31.4 | 31.5 | 36 | 36.2 | 40.7 | 40.8 | 45.3 | 49.9 | | |
| 3 | 64 | 57.9 | | | | | | | | | | | | | | 3 | |
| 3.5 | 63.4 | 57.9 | 33.5 | 52 | | | | | | | | | | | | 3.5 | |
| 4 | 62.2 | 57.9 | 33.5 | 52 | 29.6 | | | | | | | | | | | 4 | |
| 4.5 | 61 | 57.9 | 33.5 | 52 | 29.6 | 25 | 36.6 | | | | | | | | | 4.5 | |
| 5 | 59.8 | 57.9 | 33.5 | 50 | 29.6 | 25 | 36.6 | 23.6 | | | | | | | | 5 | |
| 5.5 | 58.5 | 55.5 | 33.5 | 48 | 29.6 | 25 | 36.6 | 23.6 | 18.9 | | | | | | | 5.5 | |
| 6 | 57.3 | 52 | 33.5 | 46.5 | 29.6 | 25 | 36.6 | 23.6 | 18.9 | | | | | | | 6 | |
| 7 | 48.7 | 45.7 | 33.5 | 41.1 | 29.6 | 25 | 35 | 23.6 | 18.9 | 19.8 | 17.2 | | | | | 7 | |
| 8 | 39.8 | 37.6 | 33.5 | 35.1 | 29.6 | 25 | 33 | 23.6 | 18.9 | 19.8 | 17.2 | 12.7 | 16 | | | 8 | |
| 9 | 33.4 | 31.5 | 32.3 | 30.2 | 29.6 | 25 | 29.5 | 23.6 | 18.9 | 19.8 | 17.2 | 12.7 | 16 | 9.7 | | 9 | |
| 10 | | 26.8 | 29.1 | 25.7 | 27.7 | 23.4 | 26 | 23.6 | 18.9 | 19.8 | 17.2 | 12.7 | 16 | 9.7 | 8.9 | 10 | |
| 11 | | 23.2 | 25.5 | 22.1 | 24.1 | 21.9 | 22.8 | 23.1 | 17.8 | 19.8 | 17.2 | 12.7 | 16 | 9.7 | 8.9 | 11 | |
| 12 | | 20.2 | 22.5 | 19.2 | 21.3 | 20.4 | 19.9 | 21.4 | 16.7 | 19 | 17.2 | 12 | 16 | 9.7 | 8.9 | 12 | |
| 14 | | | 18.1 | 14.9 | 16.9 | 18.1 | 15.6 | 17.2 | 15.1 | 16.3 | 15.5 | 10.9 | 14.6 | 9.7 | 8.9 | 14 | |
| 16 | | | 14.9 | 11.8 | 13.8 | 15.1 | 12.5 | 14.1 | 13.5 | 13.3 | 14.1 | 9.3 | 13.5 | 9.3 | 8.9 | 16 | |
| 18 | | | 12.4 | 9.4 | 11.4 | 12.7 | 10.2 | 11.7 | 12.3 | 11 | 11.9 | 8.6 | 11.2 | 8.6 | 8.4 | 18 | |
| 20 | | | | | 9.5 | 10.8 | 8.3 | 9.8 | 10.9 | 9.1 | 10.1 | 8 | 9.4 | 8 | 7.9 | 20 | |
| 22 | | | | | 8 | 9.3 | 6.8 | 8.3 | 9.4 | 7.7 | 8.6 | 7.4 | 7.9 | 7.5 | 7.5 | 22 | |
| 24 | | | | | | | | 7.1 | 8.2 | 6.4 | 7.4 | 6.8 | 6.7 | 7 | 7 | 24 | |
| 26 | | | | | | | | 6.1 | 7.1 | 5.4 | 6.3 | 6.4 | 5.7 | 6.6 | 6.1 | 26 | |
| 28 | | | | | | | | | | 4.6 | 5.5 | 6 | 4.9 | 5.8 | 5.2 | 28 | |
| 30 | | | | | | | | | | 3.8 | 4.7 | 5.6 | 4.1 | 5 | 4.5 | 30 | |
| 32 | | | | | | | | | | | | 5 | 3.5 | 4.4 | 3.8 | 32 | |
| 34 | | | | | | | | | | | | 4.5 | 2.9 | 3.8 | 3.3 | 34 | |
| 36 | | | | | | | | | | | | | | 3.3 | 2.8 | 36 | |
| 38 | | | | | | | | | | | | | | 2.9 | 2.3 | 38 | |
| 40 | | | | | | | | | | | | | | | 1.9 | 40 | |
|  % | 2# | 0 | 50 | 0 | 100 | 50 | 0 | 100 | 50 | 0 | 100 | 50 | 0 | 100 | 50 | 100 | 2# |
| | 3# | 0 | 0 | 33 | 0 | 33 | 50 | 17 | 50 | 67 | 50 | 67 | 100 | 67 | 100 | 100 | 3# |
| | 4# | 0 | 0 | 33 | 0 | 33 | 50 | 17 | 50 | 67 | 50 | 67 | 100 | 67 | 100 | 100 | 4# |
| | 5# | 0 | 0 | 33 | 0 | 33 | 50 | 17 | 50 | 67 | 50 | 67 | 100 | 67 | 100 | 100 | 5# |

07 | Load Chart of H

Unit: t






|  m | Main Boom Length (m) | | | | | | | | | | | | | | |  m | |
|--|----------------------|------|------|------|------|------|------|------|------|------|------|------|------|------|------|--|----|
| | 12.9 | 17.5 | 22 | 22.1 | 26.7 | 26.8 | 26.9 | 31.4 | 31.5 | 36 | 36.2 | 40.7 | 40.8 | 45.3 | 49.9 | | |
| 3 | 54.9 | 49.4 | | | | | | | | | | | | | | 3 | |
| 3.5 | 54.9 | 49.4 | 26 | 41.8 | | | | | | | | | | | | 3.5 | |
| 4 | 54.9 | 49.4 | 26 | 41.8 | 24.1 | | | | | | | | | | | 4 | |
| 4.5 | 54.9 | 49.4 | 26 | 41.8 | 24.1 | 18.6 | 28.9 | | | | | | | | | 4.5 | |
| 5 | 54.9 | 49.4 | 26 | 41.8 | 24.1 | 18.6 | 28.9 | 17.8 | | | | | | | | 5 | |
| 5.5 | 54.9 | 49.4 | 26 | 41.8 | 24.1 | 18.6 | 28.9 | 17.8 | 15.2 | | | | | | | 5.5 | |
| 6 | 54.9 | 49.4 | 26 | 41.8 | 24.1 | 18.6 | 28.9 | 17.8 | 15.2 | | | | | | | 6 | |
| 7 | 46 | 42.7 | 26 | 38.1 | 24.1 | 18.6 | 28.9 | 17.8 | 15.2 | 16.4 | 14.1 | | | | | 7 | |
| 8 | 38 | 35.2 | 26 | 32.7 | 24.1 | 18.6 | 28.9 | 17.8 | 15.2 | 16.4 | 14.1 | 8.7 | 13.2 | | | 8 | |
| 9 | 32.2 | 29.7 | 26 | 28 | 24.1 | 18.6 | 27.4 | 17.8 | 15.2 | 16.4 | 14.1 | 8.7 | 13.2 | 8.2 | | 9 | |
| 10 | | 25.4 | 26 | 24 | 24.1 | 18.6 | 24.2 | 17.8 | 15.2 | 16.4 | 14.1 | 8.7 | 13.2 | 8.2 | 7.7 | 10 | |
| 11 | | 22.1 | 24.1 | 20.8 | 22.5 | 18.6 | 21.1 | 17.8 | 15.2 | 16.4 | 14.1 | 8.7 | 13.2 | 8.2 | 7.7 | 11 | |
| 12 | | 19.4 | 21.4 | 18.1 | 19.9 | 18.6 | 18.6 | 17.8 | 15.2 | 16.4 | 14.1 | 8.7 | 13.2 | 8.2 | 7.7 | 12 | |
| 14 | | | 17.3 | 14.1 | 16 | 17.3 | 14.7 | 16.1 | 14.6 | 15.1 | 14.1 | 8.7 | 13.2 | 8.2 | 7.7 | 14 | |
| 16 | | | 14.3 | 11.2 | 13.1 | 14.4 | 11.8 | 13.2 | 13.2 | 12.4 | 13.3 | 8.7 | 12.5 | 8.2 | 7.7 | 16 | |
| 18 | | | 12.1 | 9 | 10.9 | 12.1 | 9.6 | 11.1 | 12 | 10.2 | 11.2 | 8.3 | 10.4 | 8.2 | 7.7 | 18 | |
| 20 | | | | | 9.1 | 10.4 | 7.9 | 9.4 | 10.4 | 8.6 | 9.5 | 7.7 | 8.8 | 7.8 | 7.7 | 20 | |
| 22 | | | | | 7.7 | 9 | 6.5 | 8 | 9 | 7.2 | 8.1 | 7.2 | 7.4 | 7.4 | 7.3 | 22 | |
| 24 | | | | | | | | 6.8 | 7.8 | 6.1 | 7 | 6.7 | 6.3 | 6.9 | 6.5 | 24 | |
| 26 | | | | | | | | 5.9 | 6.9 | 5.1 | 6 | 6.2 | 5.4 | 6.2 | 5.6 | 26 | |
| 28 | | | | | | | | | | 4.3 | 5.2 | 5.8 | 4.6 | 5.4 | 4.8 | 28 | |
| 30 | | | | | | | | | | 3.6 | 4.5 | 5.4 | 3.9 | 4.7 | 4.2 | 30 | |
| 32 | | | | | | | | | | | | 4.8 | 3.3 | 4.1 | 3.6 | 32 | |
| 34 | | | | | | | | | | | | 4.3 | 2.7 | 3.6 | 3 | 34 | |
| 36 | | | | | | | | | | | | | | 3.1 | 2.6 | 36 | |
| 38 | | | | | | | | | | | | | | 2.7 | 2.2 | 38 | |
| 40 | | | | | | | | | | | | | | | 1.8 | 40 | |
|  % | 2# | 0 | 50 | 0 | 100 | 50 | 0 | 100 | 50 | 0 | 100 | 50 | 0 | 100 | 50 | 100 | 2# |
| | 3# | 0 | 0 | 33 | 0 | 33 | 50 | 17 | 50 | 67 | 50 | 67 | 100 | 67 | 100 | 100 | 3# |
| | 4# | 0 | 0 | 33 | 0 | 33 | 50 | 17 | 50 | 67 | 50 | 67 | 100 | 67 | 100 | 100 | 4# |
| | 5# | 0 | 0 | 33 | 0 | 33 | 50 | 17 | 50 | 67 | 50 | 67 | 100 | 67 | 100 | 100 | 5# |
| | | | | | | | | | | | | | | | | | |

07 | Load Chart of H

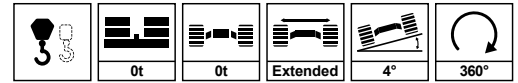
Unit: t






|  m | Main Boom Length (m) | | | | | | | | | | | | | | |  m | |
|--|----------------------|------|------|------|------|------|------|------|------|------|------|------|------|------|------|--|----|
| | 12.9 | 17.5 | 22 | 22.1 | 26.7 | 26.8 | 26.9 | 31.4 | 31.5 | 36 | 36.2 | 40.7 | 40.8 | 45.3 | 49.9 | | |
| 3 | 44.8 | 39.3 | | | | | | | | | | | | | | 3 | |
| 3.5 | 44.8 | 39.3 | 26 | 29.9 | | | | | | | | | | | | 3.5 | |
| 4 | 44.8 | 39.3 | 19.6 | 29.9 | 17.7 | | | | | | | | | | | 4 | |
| 4.5 | 44.8 | 39.3 | 19.6 | 29.9 | 17.7 | 15.1 | 22.7 | | | | | | | | | 4.5 | |
| 5 | 44.8 | 39.3 | 19.6 | 29.9 | 17.7 | 15.1 | 22.7 | 13.7 | | | | | | | | 5 | |
| 5.5 | 44.8 | 39.3 | 19.6 | 29.9 | 17.7 | 15.1 | 22.7 | 13.7 | 11.9 | | | | | | | 5.5 | |
| 6 | 44.8 | 39.3 | 19.6 | 29.9 | 17.7 | 15.1 | 22.7 | 13.7 | 11.9 | | | | | | | 6 | |
| 7 | 42.5 | 38.2 | 19.6 | 29.9 | 17.7 | 15.1 | 22.7 | 13.7 | 11.9 | 12.8 | 9.2 | | | | | 7 | |
| 8 | 35.5 | 31.9 | 19.6 | 29.4 | 17.7 | 15.1 | 22.7 | 13.7 | 11.9 | 12.8 | 9.2 | 6.9 | 8.7 | | | 8 | |
| 9 | 30.4 | 27.2 | 19.6 | 25.1 | 17.7 | 15.1 | 22.7 | 13.7 | 11.9 | 12.8 | 9.2 | 6.9 | 8.7 | 6.6 | | 9 | |
| 10 | | 23.5 | 19.6 | 21.7 | 17.7 | 15.1 | 21.6 | 13.7 | 11.9 | 12.8 | 9.2 | 6.9 | 8.7 | 6.6 | 6.2 | 10 | |
| 11 | | 20.6 | 19.6 | 18.9 | 17.7 | 15.1 | 19 | 13.7 | 11.9 | 12.8 | 9.2 | 6.9 | 8.7 | 6.6 | 6.2 | 11 | |
| 12 | | 18.2 | 19.6 | 16.6 | 17.7 | 15.1 | 16.8 | 13.7 | 11.9 | 12.8 | 9.2 | 6.9 | 8.7 | 6.6 | 6.2 | 12 | |
| 14 | | | 16.2 | 13.1 | 14.7 | 15.1 | 13.4 | 13.7 | 11.9 | 12.8 | 9.2 | 6.9 | 8.7 | 6.6 | 6.2 | 14 | |
| 16 | | | 13.6 | 10.5 | 12.1 | 13.4 | 10.9 | 12.1 | 11.9 | 11.1 | 9.2 | 6.9 | 8.7 | 6.6 | 6.2 | 16 | |
| 18 | | | 11.6 | 8.5 | 10.1 | 11.4 | 8.9 | 10.2 | 11.3 | 9.3 | 9.2 | 6.9 | 8.7 | 6.6 | 6.2 | 18 | |
| 20 | | | | | 8.6 | 9.8 | 7.4 | 8.7 | 9.7 | 7.8 | 8.7 | 6.9 | 7.9 | 6.6 | 6.2 | 20 | |
| 22 | | | | | 7.3 | 8.5 | 6.1 | 7.4 | 8.4 | 6.6 | 7.5 | 6.9 | 6.7 | 6.6 | 6.2 | 22 | |
| 24 | | | | | | | | 6.4 | 7.4 | 5.6 | 6.5 | 6.4 | 5.7 | 6.5 | 5.8 | 24 | |
| 26 | | | | | | | | 5.5 | 6.5 | 4.7 | 5.6 | 6 | 4.9 | 5.7 | 5 | 26 | |
| 28 | | | | | | | | | | 4 | 4.9 | 5.6 | 4.1 | 4.9 | 4.3 | 28 | |
| 30 | | | | | | | | | | 3.3 | 4.2 | 5.1 | 3.5 | 4.3 | 3.7 | 30 | |
| 32 | | | | | | | | | | | | 4.5 | 3 | 3.8 | 3.2 | 32 | |
| 34 | | | | | | | | | | | | 4 | 2.5 | 3.3 | 2.7 | 34 | |
| 36 | | | | | | | | | | | | | | 2.9 | 2.3 | 36 | |
| 38 | | | | | | | | | | | | | | 2.5 | 1.9 | 38 | |
|  % | 2# | 0 | 50 | 0 | 100 | 50 | 0 | 100 | 50 | 0 | 100 | 50 | 0 | 100 | 50 | 100 | 2# |
| | 3# | 0 | 0 | 33 | 0 | 33 | 50 | 17 | 50 | 67 | 50 | 67 | 100 | 67 | 100 | 100 | 3# |
| | 4# | 0 | 0 | 33 | 0 | 33 | 50 | 17 | 50 | 67 | 50 | 67 | 100 | 67 | 100 | 100 | 4# |
| | 5# | 0 | 0 | 33 | 0 | 33 | 50 | 17 | 50 | 67 | 50 | 67 | 100 | 67 | 100 | 100 | 5# |

07 | Load Chart of H

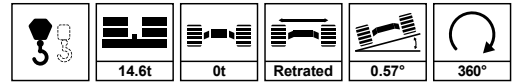
Unit: t






|  | Main Boom Length (m) | | | | | | | | | | | | | | |  | |
|---|----------------------|------|------|------|------|------|------|------|------|-----|------|------|------|------|------|---|----|
| | 12.9 | 17.5 | 22 | 22.1 | 26.7 | 26.8 | 26.9 | 31.4 | 31.5 | 36 | 36.2 | 40.7 | 40.8 | 45.3 | 49.9 | | |
| 3 | 43.3 | 31.9 | | | | | | | | | | | | | | 3 | |
| 3.5 | 36.1 | 27.1 | 26 | 21.2 | | | | | | | | | | | | 3.5 | |
| 4 | 30.7 | 23.3 | 19.6 | 18.4 | 17.7 | | | | | | | | | | | 4 | |
| 4.5 | 26.5 | 20.3 | 19.6 | 16.1 | 16.7 | 15.1 | 14.8 | | | | | | | | | 4.5 | |
| 5 | 23.1 | 17.7 | 18.6 | 14.1 | 15 | 15.1 | 13.1 | 13.7 | | | | | | | | 5 | |
| 5.5 | 20.4 | 15.6 | 16.8 | 12.4 | 13.5 | 15.1 | 11.7 | 12.4 | 11.9 | | | | | | | 5.5 | |
| 6 | 18.1 | 13.8 | 15.3 | 10.9 | 12.2 | 13.9 | 10.5 | 11.3 | 11.9 | | | | | | | 6 | |
| 7 | 13.9 | 11 | 12.7 | 8.5 | 10.1 | 11.8 | 8.4 | 9.5 | 10.9 | 7.7 | 8.9 | | | | | 7 | |
| 8 | 11 | 8.8 | 10.7 | 6.7 | 8.4 | 10 | 6.8 | 8 | 9.4 | 6.4 | 7.6 | 6.9 | 6.1 | | | 8 | |
| 9 | 8.8 | 7 | 9.1 | 5.2 | 7 | 8.6 | 5.4 | 6.8 | 8.1 | 5.3 | 6.4 | 6.9 | 5.1 | 5.8 | | 9 | |
| 10 | | 5.4 | 7.7 | 3.9 | 5.9 | 7.4 | 4.3 | 5.7 | 7 | 4.3 | 5.5 | 6.3 | 4.2 | 5 | 3.9 | 10 | |
| 11 | | 4.2 | 6.5 | 2.9 | 4.9 | 6.4 | 3.4 | 4.8 | 6.1 | 3.5 | 4.7 | 5.5 | 3.5 | 4.3 | 3.3 | 11 | |
| 12 | | 3.2 | 5.5 | 2 | 4.1 | 5.6 | 2.5 | 4.1 | 5.4 | 2.9 | 4 | 4.9 | 2.9 | 3.7 | 2.7 | 12 | |
| 14 | | | 3.9 | | 2.7 | 4.1 | | 2.8 | 4.1 | | 2.8 | 3.8 | 1.8 | 2.7 | 1.8 | 14 | |
| 16 | | | 2.7 | | | 2.9 | | 1.8 | 3 | | 1.9 | 2.9 | | 1.9 | | 16 | |
| 18 | | | 1.9 | | | 2.1 | | | 2.2 | | | 2.2 | | | | 18 | |
|  | 2# | 0 | 50 | 0 | 100 | 50 | 0 | 100 | 50 | 0 | 100 | 50 | 0 | 100 | 50 | 100 | 2# |
| | 3# | 0 | 0 | 33 | 0 | 33 | 50 | 17 | 50 | 67 | 50 | 67 | 100 | 67 | 100 | 100 | 3# |
| | 4# | 0 | 0 | 33 | 0 | 33 | 50 | 17 | 50 | 67 | 50 | 67 | 100 | 67 | 100 | 100 | 4# |
| | 5# | 0 | 0 | 33 | 0 | 33 | 50 | 17 | 50 | 67 | 50 | 67 | 100 | 67 | 100 | 100 | 5# |

07 | Load Chart of H

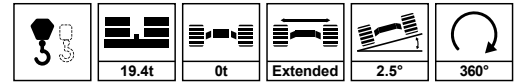
Unit: t






|  | Main Boom Length (m) | | | | | | | | | | | | | | |  | |
|---|----------------------|------|------|------|------|------|------|------|------|------|------|------|------|------|------|---|----|
| | 12.9 | 17.5 | 22 | 22.1 | 26.7 | 26.8 | 26.9 | 31.4 | 31.5 | 36 | 36.2 | 40.7 | 40.8 | 45.3 | 49.9 | | |
| 3.5 | | 42 | | 36.5 | | | | | | | | | | | | 3.5 | |
| 4 | 42.1 | 36 | | 31.5 | | | | | | | | | | | | 4 | |
| 4.5 | 36.4 | 31.3 | | 27.5 | 28.2 | | 26.3 | | | | | | | | | 4.5 | |
| 5 | 31.9 | 27.5 | 28.7 | 24.3 | 25.2 | | 23.4 | 23.9 | | | | | | | | 5 | |
| 5.5 | 28.2 | 24.4 | 25.8 | 21.5 | 22.7 | 24.4 | 21 | 21.7 | | | | | | | | 5.5 | |
| 6 | 25.1 | 21.7 | 23.4 | 19.2 | 20.6 | 22.3 | 18.9 | 19.8 | 21.2 | | | | | | | 6 | |
| 7 | 19.5 | 17.5 | 19.5 | 15.5 | 17.1 | 18.8 | 15.5 | 16.6 | 18 | 14.9 | 16.1 | | | | | 7 | |
| 8 | 15.6 | 14.4 | 16.5 | 12.6 | 14.5 | 16 | 12.9 | 14.1 | 15.5 | 12.6 | 13.8 | 14.4 | 12.3 | | | 8 | |
| 9 | 12.7 | 11.7 | 14.2 | 10.4 | 12.3 | 13.9 | 10.8 | 12.1 | 13.5 | 10.7 | 11.9 | 12.6 | 10.6 | 11.3 | | 9 | |
| 10 | | 9.5 | 12.1 | 8.5 | 10.6 | 12.1 | 9 | 10.5 | 11.8 | 9.2 | 10.4 | 11.2 | 9.2 | 9.9 | 8.9 | 10 | |
| 11 | | 7.7 | 10.3 | 7 | 9.1 | 10.6 | 7.6 | 9.1 | 10.4 | 7.9 | 9.1 | 9.9 | 7.9 | 8.8 | 7.8 | 11 | |
| 12 | | 6.3 | 8.9 | 5.7 | 7.9 | 9.3 | 6.4 | 8 | 9.2 | 6.8 | 8 | 8.9 | 6.9 | 7.8 | 6.8 | 12 | |
| 14 | | | 6.6 | 3.6 | 5.8 | 7 | 4.4 | 6.1 | 7.3 | 5.1 | 6.2 | 7.1 | 5.2 | 6.1 | 5.3 | 14 | |
| 16 | | | 5 | 2 | 4.2 | 5.4 | 3 | 4.6 | 5.7 | 3.7 | 4.8 | 5.8 | 3.9 | 4.8 | 4 | 16 | |
| 18 | | | 3.8 | | 2.9 | 4.2 | 1.8 | 3.4 | 4.4 | 2.6 | 3.7 | 4.7 | 2.8 | 3.8 | 3 | 18 | |
| 20 | | | | | 2 | 3.2 | | 2.4 | 3.4 | | 2.7 | 3.7 | 1.9 | 2.9 | 2.2 | 20 | |
| 22 | | | | | | 2.4 | | | 2.6 | | 1.9 | 3 | | 2.2 | | 22 | |
| 24 | | | | | | | | | 2 | | | 2.3 | | | | 24 | |
|  | 2# | 0 | 50 | 0 | 100 | 50 | 0 | 100 | 50 | 0 | 100 | 50 | 0 | 100 | 50 | 100 | 2# |
| | 3# | 0 | 0 | 33 | 0 | 33 | 50 | 17 | 50 | 67 | 50 | 67 | 100 | 67 | 100 | 100 | 3# |
| | 4# | 0 | 0 | 33 | 0 | 33 | 50 | 17 | 50 | 67 | 50 | 67 | 100 | 67 | 100 | 100 | 4# |
| | 5# | 0 | 0 | 33 | 0 | 33 | 50 | 17 | 50 | 67 | 50 | 67 | 100 | 67 | 100 | 100 | 5# |

07 | Load Chart of H

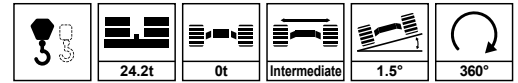
Unit: t









|  Lift m | Main Boom Length (m) | | | | | | | | | | | | | | |  Lift m | |
|--|----------------------|------|------|------|------|------|------|------|------|------|------|------|------|------|------|--|----|
| | 12.9 | 17.5 | 22 | 22.1 | 26.7 | 26.8 | 26.9 | 31.4 | 31.5 | 36 | 36.2 | 40.7 | 40.8 | 45.3 | 49.9 | | |
| 3 | 54.9 | 49.4 | | | | | | | | | | | | | | 3 | |
| 3.5 | 54.9 | 49.4 | 26 | 41.8 | | | | | | | | | | | | 3.5 | |
| 4 | 54.9 | 49.4 | 26 | 41.8 | 24.1 | | | | | | | | | | | 4 | |
| 4.5 | 54.9 | 49.4 | 26 | 41.8 | 24.1 | 18.6 | 28.9 | | | | | | | | | 4.5 | |
| 5 | 53.3 | 44.7 | 26 | 38.5 | 24.1 | 18.6 | 28.9 | 17.8 | | | | | | | | 5 | |
| 5.5 | 47.4 | 40 | 26 | 34.7 | 24.1 | 18.6 | 28.9 | 17.8 | 15.2 | | | | | | | 5.5 | |
| 6 | 41.8 | 36.1 | 26 | 31.4 | 24.1 | 18.6 | 28.9 | 17.8 | 15.2 | | | | | | | 6 | |
| 7 | 33 | 29.9 | 26 | 26.2 | 24.1 | 18.6 | 25 | 17.8 | 15.2 | 16.4 | 14.1 | | | | | 7 | |
| 8 | 26.9 | 24.6 | 26 | 22.2 | 23.1 | 18.6 | 21.4 | 17.8 | 15.2 | 16.4 | 14.1 | 8.7 | 13.2 | | | 8 | |
| 9 | 22.5 | 20.4 | 22.6 | 19 | 20.2 | 18.6 | 18.5 | 17.8 | 15.2 | 16.4 | 14.1 | 8.7 | 13.2 | 8.2 | | 9 | |
| 10 | | 17.3 | 19.4 | 16 | 17.8 | 18.6 | 16.2 | 17.2 | 15.2 | 15.3 | 14.1 | 8.7 | 13.2 | 8.2 | 7.7 | 10 | |
| 11 | | 14.7 | 16.9 | 13.6 | 15.5 | 16.9 | 14.2 | 15.3 | 15.2 | 13.6 | 14.1 | 8.7 | 13.2 | 8.2 | 7.7 | 11 | |
| 12 | | 12.7 | 14.9 | 11.6 | 13.6 | 14.9 | 12.3 | 13.7 | 14.8 | 12.2 | 13.3 | 8.7 | 11.9 | 8.2 | 7.7 | 12 | |
| 14 | | | 11.8 | 8.6 | 10.6 | 11.9 | 9.3 | 10.8 | 11.9 | 9.8 | 10.9 | 8.7 | 9.7 | 8.2 | 7.7 | 14 | |
| 16 | | | 9.5 | 6.4 | 8.4 | 9.7 | 7.1 | 8.6 | 9.7 | 7.8 | 8.8 | 8.7 | 8 | 8.2 | 7.7 | 16 | |
| 18 | | | 7.8 | 4.8 | 6.7 | 8 | 5.5 | 7 | 8.1 | 6.2 | 7.2 | 8.1 | 6.4 | 7.3 | 6.5 | 18 | |
| 20 | | | | | 5.4 | 6.6 | 4.2 | 5.7 | 6.7 | 4.9 | 5.9 | 6.8 | 5.2 | 6.1 | 5.4 | 20 | |
| 22 | | | | | 4.3 | 5.6 | 3.1 | 4.6 | 5.7 | 3.9 | 4.8 | 5.8 | 4.2 | 5.1 | 4.4 | 22 | |
| 24 | | | | | | | | 3.8 | 4.8 | 3.1 | 4 | 4.9 | 3.3 | 4.2 | 3.6 | 24 | |
| 26 | | | | | | | | 3 | 4.1 | 2.3 | 3.3 | 4.2 | 2.6 | 3.5 | 2.9 | 26 | |
| 28 | | | | | | | | | | | 2.6 | 3.6 | 2 | 2.9 | 2.3 | 28 | |
| 30 | | | | | | | | | | | 2.1 | 3 | | 2.4 | 1.8 | 30 | |
| 32 | | | | | | | | | | | | 2.6 | | 1.9 | | 32 | |
| 34 | | | | | | | | | | | | 2.2 | | | | 34 | |
|  Lift % | 2# | 0 | 50 | 0 | 100 | 50 | 0 | 100 | 50 | 0 | 100 | 50 | 0 | 100 | 50 | 100 | 2# |
| | 3# | 0 | 0 | 33 | 0 | 33 | 50 | 17 | 50 | 67 | 50 | 67 | 100 | 67 | 100 | 100 | 3# |
| | 4# | 0 | 0 | 33 | 0 | 33 | 50 | 17 | 50 | 67 | 50 | 67 | 100 | 67 | 100 | 100 | 4# |
| | 5# | 0 | 0 | 33 | 0 | 33 | 50 | 17 | 50 | 67 | 50 | 67 | 100 | 67 | 100 | 100 | 5# |

07 | Load Chart of H

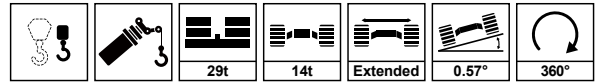
Unit: t






|  m | Main Boom Length (m) | | | | | | | | | | | | | | |  m | |
|---|----------------------|------|------|------|------|------|------|------|------|------|------|------|------|------|------|--|----|
| | 12.9 | 17.5 | 22 | 22.1 | 26.7 | 26.8 | 26.9 | 31.4 | 31.5 | 36 | 36.2 | 40.7 | 40.8 | 45.3 | 49.9 | | |
| 4 | | | | 49.3 | | | | | | | | | | | | 4 | |
| 4.5 | | 49.8 | | 43.6 | | | | 36.6 | | | | | | | | 4.5 | |
| 5 | 51.3 | 44.2 | | 38.9 | | | | 36.5 | | | | | | | | 5 | |
| 5.5 | 45.8 | 39.6 | | 35 | 29.6 | | | 33.1 | | | | | | | | 5.5 | |
| 6 | 40.3 | 35.7 | | 31.7 | 29.6 | | | 30.2 | 23.6 | | | | | | | 6 | |
| 7 | 31.9 | 29.6 | 30.6 | 26.4 | 27.2 | 25 | | 25.5 | 23.6 | | 19.8 | 17.2 | | | | 7 | |
| 8 | 26.1 | 24.4 | 26.4 | 22.3 | 23.5 | 25 | | 21.8 | 22.5 | 18.9 | 19.8 | 17.2 | 12.7 | 16 | | 8 | |
| 9 | 21.8 | 20.3 | 22.7 | 19.1 | 20.5 | 22.1 | | 18.9 | 19.8 | 18.9 | 17.9 | 17.2 | 12.7 | 16 | 9.7 | 9 | |
| 10 | | 17.1 | 19.5 | 16.2 | 18 | 19.6 | | 16.4 | 17.5 | 18.8 | 15.8 | 17 | 12.7 | 15.4 | 9.7 | 8.9 | 10 |
| 11 | | 14.6 | 17 | 13.7 | 15.8 | 17.1 | | 14.4 | 15.6 | 16.9 | 14.1 | 15.2 | 12.7 | 13.8 | 9.7 | 8.9 | 11 |
| 12 | | 12.5 | 14.9 | 11.7 | 13.8 | 15.1 | | 12.5 | 14 | 15.2 | 12.6 | 13.7 | 12 | 12.4 | 9.7 | 8.9 | 12 |
| 14 | | | 11.8 | 8.7 | 10.7 | 12 | | 9.5 | 11 | 12.1 | 10.1 | 11.2 | 10.9 | 10 | 9.7 | 8.9 | 14 |
| 16 | | | 9.5 | 6.4 | 8.5 | 9.7 | | 7.2 | 8.8 | 9.9 | 8.1 | 9 | 9.3 | 8.2 | 9.1 | 8.1 | 16 |
| 18 | | | 7.7 | 4.7 | 6.8 | 8 | | 5.6 | 7.1 | 8.2 | 6.4 | 7.4 | 8.3 | 6.7 | 7.6 | 6.8 | 18 |
| 20 | | | | | 5.4 | 6.6 | | 4.2 | 5.8 | 6.8 | 5.1 | 6 | 7 | 5.4 | 6.3 | 5.6 | 20 |
| 22 | | | | | 4.3 | 5.5 | | 3.1 | 4.7 | 5.7 | 4 | 4.9 | 5.9 | 4.3 | 5.2 | 4.7 | 22 |
| 24 | | | | | | | | | 3.8 | 4.8 | 3.1 | 4.1 | 5 | 3.4 | 4.4 | 3.8 | 24 |
| 26 | | | | | | | | | 3 | 4 | 2.4 | 3.3 | 4.3 | 2.7 | 3.6 | 3.1 | 26 |
| 28 | | | | | | | | | | | 1.8 | 2.7 | 3.6 | 2.1 | 3 | 2.5 | 28 |
| 30 | | | | | | | | | | | | 2.1 | 3.1 | | 2.4 | 1.9 | 30 |
| 32 | | | | | | | | | | | | | 2.6 | | 2 | | 32 |
| 34 | | | | | | | | | | | | | | 2.2 | | | 34 |
|  2# | 0 | 50 | 0 | 100 | 50 | 0 | 100 | 50 | 0 | 100 | 50 | 0 | 100 | 50 | 100 | 2# | |
|  3# | 0 | 0 | 33 | 0 | 33 | 50 | 17 | 50 | 67 | 50 | 67 | 100 | 67 | 100 | 100 | 3# | |
|  4# | 0 | 0 | 33 | 0 | 33 | 50 | 17 | 50 | 67 | 50 | 67 | 100 | 67 | 100 | 100 | 4# | |
|  5# | 0 | 0 | 33 | 0 | 33 | 50 | 17 | 50 | 67 | 50 | 67 | 100 | 67 | 100 | 100 | 5# | |

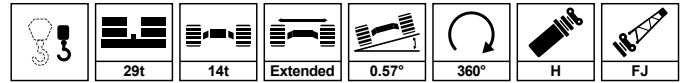
07 | Load Chart of HC

Unit: t







|  m | Main Boom Length (m) | | | | | | | | | | | | | |  m | | |
|--|----------------------|------|-----|------|------|------|------|------|------|-----|------|------|------|------|--|------|----|
| | 12.9 | 17.5 | 22 | 22.1 | 26.7 | 26.8 | 26.9 | 31.4 | 31.5 | 36 | 36.2 | 40.7 | 40.8 | 45.3 | | 49.9 | |
| 3 | 8.5 | 8.5 | | | | | | | | | | | | | | 3 | |
| 3.5 | 8.5 | 8.5 | 8.5 | 8.5 | | | | | | | | | | | | 3.5 | |
| 4 | 8.5 | 8.5 | 8.5 | 8.5 | 8.5 | | | | | | | | | | | 4 | |
| 4.5 | 8.5 | 8.5 | 8.5 | 8.5 | 8.5 | 8.5 | 8.5 | | | | | | | | | 4.5 | |
| 5 | 8.5 | 8.5 | 8.5 | 8.5 | 8.5 | 8.5 | 8.5 | 8.5 | | | | | | | | 5 | |
| 5.5 | 8.5 | 8.5 | 8.5 | 8.5 | 8.5 | 8.5 | 8.5 | 8.5 | 8.5 | | | | | | | 5.5 | |
| 6 | 8.5 | 8.5 | 8.5 | 8.5 | 8.5 | 8.5 | 8.5 | 8.5 | 8.5 | 8.5 | | | | | | 6 | |
| 7 | 8.5 | 8.5 | 8.5 | 8.5 | 8.5 | 8.5 | 8.5 | 8.5 | 8.5 | 8.5 | 8.5 | | | | | 7 | |
| 8 | 8.5 | 8.5 | 8.5 | 8.5 | 8.5 | 8.5 | 8.5 | 8.5 | 8.5 | 8.5 | 8.5 | 8.5 | 8.5 | | | 8 | |
| 9 | 8.5 | 8.5 | 8.5 | 8.5 | 8.5 | 8.5 | 8.5 | 8.5 | 8.5 | 8.5 | 8.5 | 8.5 | 8.5 | 8.5 | | 9 | |
| 10 | | 8.5 | 8.5 | 8.5 | 8.5 | 8.5 | 8.5 | 8.5 | 8.5 | 8.5 | 8.5 | 8.5 | 8.5 | 8.5 | 8.5 | 10 | |
| 11 | | 8.5 | 8.5 | 8.5 | 8.5 | 8.5 | 8.5 | 8.5 | 8.5 | 8.5 | 8.5 | 8.5 | 8.5 | 8.5 | 8.5 | 11 | |
| 12 | | 8.5 | 8.5 | 8.5 | 8.5 | 8.5 | 8.5 | 8.5 | 8.5 | 8.5 | 8.5 | 8.5 | 8.5 | 8.5 | 8.5 | 12 | |
| 14 | | | 8.5 | 8.5 | 8.5 | 8.5 | 8.5 | 8.5 | 8.5 | 8.5 | 8.5 | 8.5 | 8.5 | 8.5 | 8.5 | 14 | |
| 16 | | | 8.5 | 8.5 | 8.5 | 8.5 | 8.5 | 8.5 | 8.5 | 8.5 | 8.5 | 8.5 | 8.5 | 8.5 | 8.5 | 16 | |
| 18 | | | 8.5 | 8.5 | 8.5 | 8.5 | 8.5 | 8.5 | 8.5 | 8.5 | 8.5 | 8.5 | 8.5 | 8.5 | 8.5 | 18 | |
| 20 | | | | | 8.5 | 8.5 | 7.6 | 8.5 | 8.5 | 8.5 | 8.5 | 8.4 | 8.5 | 8.5 | 8.4 | 20 | |
| 22 | | | | | 7.1 | 8.3 | 6 | 7.5 | 7.9 | 6.9 | 7.8 | 7.6 | 7.3 | 7.5 | 7.6 | 22 | |
| 24 | | | | | | | | 6.2 | 6.9 | 5.6 | 6.5 | 6.6 | 6 | 6.6 | 6.4 | 24 | |
| 26 | | | | | | | | 5.1 | 6 | 4.5 | 5.4 | 5.8 | 4.9 | 5.7 | 5.3 | 26 | |
| 28 | | | | | | | | | | 3.6 | 4.5 | 5.1 | 3.9 | 4.9 | 4.4 | 28 | |
| 30 | | | | | | | | | | 2.7 | 3.7 | 4.4 | 3.1 | 4.1 | 3.6 | 30 | |
| 32 | | | | | | | | | | | | 3.8 | 2.4 | 3.4 | 2.9 | 32 | |
| 34 | | | | | | | | | | | | 3.3 | 1.8 | 2.8 | 2.3 | 34 | |
| 36 | | | | | | | | | | | | | | 2.2 | 1.8 | 36 | |
| 38 | | | | | | | | | | | | | | 1.8 | 1.3 | 38 | |
| 40 | | | | | | | | | | | | | | | 0.8 | 40 | |
| 42 | | | | | | | | | | | | | | | 0.5 | 42 | |
|  % | 2# | 0 | 50 | 0 | 100 | 50 | 0 | 100 | 50 | 0 | 100 | 50 | 0 | 100 | 50 | 100 | 2# |
| | 3# | 0 | 0 | 33 | 0 | 33 | 50 | 17 | 50 | 67 | 50 | 67 | 100 | 67 | 100 | 100 | 3# |
| | 4# | 0 | 0 | 33 | 0 | 33 | 50 | 17 | 50 | 67 | 50 | 67 | 100 | 67 | 100 | 100 | 4# |
| | 5# | 0 | 0 | 33 | 0 | 33 | 50 | 17 | 50 | 67 | 50 | 67 | 100 | 67 | 100 | 100 | 5# |

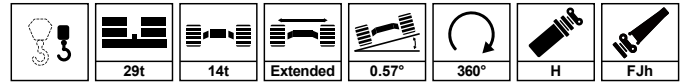
07 | Load Chart of FJ






Unit: t

|  m | 49.9m+10.2m | | | 49.9m+17.5m | | |  m |
|---|-------------|-----|-----|-------------|-----|-----|---|
| | 0° | 15° | 30° | 0° | 15° | 30° | |
| 12 | 6.2 | | | | | | 12 |
| 13 | 6.1 | 4.9 | | 3.6 | | | 13 |
| 14 | 6.1 | 4.9 | | 3.5 | | | 14 |
| 15 | 5.8 | 4.7 | 3.8 | 3.3 | | | 15 |
| 16 | 5.5 | 4.6 | 3.8 | 3.2 | 2.4 | | 16 |
| 18 | 5 | 4.3 | 3.7 | 2.9 | 2.3 | 1.7 | 18 |
| 20 | 4.6 | 4 | 3.6 | 2.8 | 2.2 | 1.7 | 20 |
| 22 | 4.3 | 3.8 | 3.5 | 2.7 | 2.1 | 1.6 | 22 |
| 24 | 4 | 3.6 | 3.4 | 2.6 | 2 | 1.6 | 24 |
| 26 | 3.6 | 3.4 | 3.2 | 2.4 | 1.9 | 1.6 | 26 |
| 28 | 3.3 | 3.2 | 3.1 | 2.3 | 1.9 | 1.6 | 28 |
| 30 | 3.1 | 2.9 | 2.8 | 2.2 | 1.8 | 1.5 | 30 |
| 32 | 2.8 | 2.7 | 2.6 | 2 | 1.7 | 1.5 | 32 |
| 34 | 2.5 | 2.5 | 2.4 | 1.9 | 1.7 | 1.5 | 34 |
| 36 | 2.2 | 2.2 | 2.2 | 1.8 | 1.6 | 1.4 | 36 |
| 38 | 1.9 | 1.9 | 1.9 | 1.7 | 1.6 | 1.4 | 38 |
| 40 | 1.7 | 1.7 | 1.7 | 1.6 | 1.5 | 1.3 | 40 |
| 42 | 1.5 | 1.5 | 1.5 | 1.5 | 1.4 | 1.2 | 42 |
| 44 | 1.3 | 1.3 | 1.3 | 1.4 | 1.3 | 1.2 | 44 |
| 46 | 1.1 | 1.1 | 1.2 | 1.3 | 1.2 | 1.1 | 46 |
| 48 | | | 1 | 1.1 | 1.1 | 1.1 | 48 |
| 50 | | | | 1 | 1.1 | 1 | 50 |
| 52 | | | | 0.9 | 0.9 | 0.9 | 52 |
| 54 | | | | | 0.8 | 0.8 | 54 |
|  | 1 | 1 | 1 | 1 | 1 | 1 |  |
| 2# | 100 | 100 | 100 | 100 | 100 | 100 | 2# |
| 3# | 100 | 100 | 100 | 100 | 100 | 100 | 3# |
| 4# | 100 | 100 | 100 | 100 | 100 | 100 | 4# |
| 5# | 100 | 100 | 100 | 100 | 100 | 100 | 5# |

07 | Load Chart of FJh



Unit: t

|  | Main Boom Length (m) | | | | | | | | | | | | | | |  | |
|---|----------------------|------|------|------|------|------|------|------|------|------|------|------|------|------|------|---|-----|
| | 12.9 | 17.5 | 22 | 22.1 | 26.7 | 26.8 | 26.9 | 31.4 | 31.5 | 36 | 36.2 | 40.7 | 40.8 | 45.3 | 49.9 | | |
| 4 | 34.0 | | | | | | | | | | | | | | | | 4 |
| 4.5 | 34.0 | 33.0 | | | | | | | | | | | | | | | 4.5 |
| 5 | 34.0 | 33.0 | 28.0 | 33.0 | | | | | | | | | | | | | 5 |
| 5.5 | 34.0 | 33.0 | 29.1 | 33.0 | | | | | | | | | | | | | 5.5 |
| 6 | 34.0 | 33.0 | 30.0 | 33.0 | 28.5 | 28.5 | 30.0 | | | | | | | | | | 6 |
| 7 | 33.0 | 33.0 | 28.6 | 33.0 | 27.1 | 27.1 | 28.6 | | | | | | | | | | 7 |
| 8 | 33.0 | 33.0 | 27.5 | 33.0 | 26.1 | 26.1 | 26.1 | 24.1 | 23.4 | | | | | | | | 8 |
| 9 | 33.0 | 33.0 | 26.7 | 31.0 | 25.3 | 24.0 | 24.7 | 23.3 | 22.0 | | | | | | | | 9 |
| 10 | 29.9 | 28.9 | 26.6 | 27.3 | 25.6 | 24.5 | 24.5 | 23.1 | 21.7 | 20.3 | 20.3 | | | | | | 10 |
| 11 | 25.6 | 24.6 | 26.3 | 23.7 | 24.6 | 24.7 | 23.3 | 22.5 | 21.1 | 19.6 | 18.2 | 15.3 | 16.4 | | | | 11 |
| 12 | 22.1 | 21.2 | 23.0 | 20.6 | 21.7 | 23.0 | 20.4 | 21.1 | 19.7 | 19.5 | 18.4 | 14.9 | 16.1 | 13.1 | | | 12 |
| 14 | | 16.1 | 17.9 | 15.5 | 17.1 | 18.1 | 15.9 | 16.9 | 16.1 | 15.5 | 16.5 | 13.6 | 15.0 | 12.1 | 10.4 | | 14 |
| 16 | | 12.4 | 14.3 | 11.8 | 13.5 | 14.5 | 12.5 | 13.6 | 14.4 | 12.4 | 13.4 | 12.7 | 12.2 | 11.0 | 9.6 | | 16 |
| 18 | | | 11.5 | 8.9 | 10.7 | 11.8 | 9.6 | 11.0 | 11.9 | 9.9 | 10.9 | 11.2 | 9.8 | 10.3 | 9.0 | | 18 |
| 20 | | | 9.3 | 6.6 | 8.5 | 9.6 | 7.4 | 8.8 | 9.7 | 8.0 | 8.9 | 9.7 | 7.9 | 8.6 | 7.8 | | 20 |
| 22 | | | | | 6.6 | 7.8 | 5.5 | 7.0 | 7.9 | 6.4 | 7.2 | 8.1 | 6.4 | 7.1 | 6.3 | | 22 |
| 24 | | | | | 5.1 | 6.3 | 4.0 | 5.5 | 6.5 | 4.9 | 5.8 | 6.7 | 5.0 | 5.8 | 5.0 | | 24 |
| 26 | | | | | | | | 4.3 | 5.2 | 3.7 | 4.5 | 5.5 | 3.9 | 4.7 | 3.9 | | 26 |
| 28 | | | | | | | | 3.2 | 4.2 | 2.6 | 3.5 | 4.4 | 2.9 | 3.8 | 3.0 | | 28 |
| 30 | | | | | | | | | | 1.7 | 2.6 | 3.5 | 2.0 | 2.9 | 2.2 | | 30 |
| 32 | | | | | | | | | | 1.0 | 1.8 | 2.7 | 1.3 | 2.2 | 1.5 | | 32 |
| 34 | | | | | | | | | | | | 2.1 | 0.6 | 1.5 | 0.8 | | 34 |
| 36 | | | | | | | | | | | | 1.5 | | 0.9 | | | 36 |
|  | 2# | 0 | 50 | 0 | 100 | 50 | 0 | 100 | 50 | 0 | 100 | 50 | 0 | 100 | 50 | 100 | 2# |
| | 3# | 0 | 0 | 33 | 0 | 33 | 50 | 17 | 50 | 67 | 50 | 67 | 100 | 67 | 100 | 100 | 3# |
| | 4# | 0 | 0 | 33 | 0 | 33 | 50 | 17 | 50 | 67 | 50 | 67 | 100 | 67 | 100 | 100 | 4# |
| | 5# | 0 | 0 | 33 | 0 | 33 | 50 | 17 | 50 | 67 | 50 | 67 | 100 | 67 | 100 | 100 | 5# |

Zhejiang Sany Equipment Co.,LTD

SANY Crawler Crane Industrial Park, No. 2188 Daishan Road, Wuxing District, Huzhou City, Zhejiang Province, P. R. China Zip 313028
Consulting sanycrane@sanygroup.com (Crane BU) / crd@sany.com.cn (IHQ)
After-sales Service 0086-400 6098 318

Reminder:

Any change in the technical parameters and configuration due to product modification or upgrade may occur without prior notice.
The machine in the picture may include additional equipment. This brochure is for reference only, and goods in kind shall prevail.
Copyright at SANY. No part of this brochure may be copied or used for any purpose without written approval from SANY.

© Edited in January 2024

