
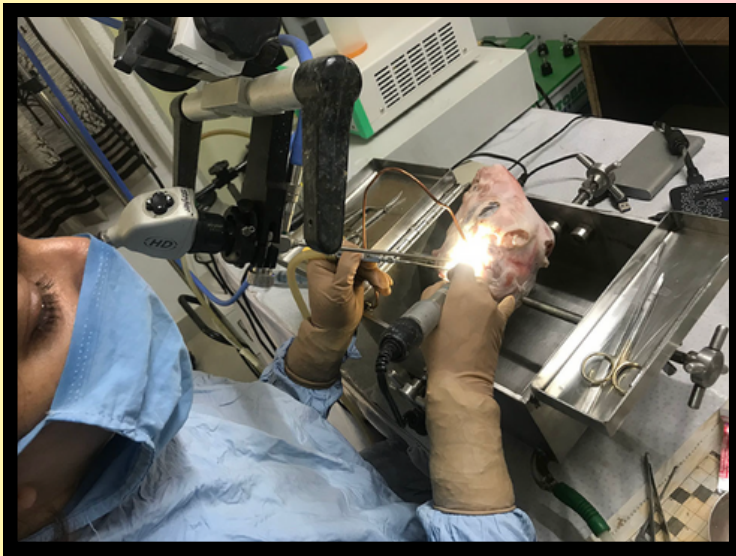


FELLOWSHIPS IN ETHENTS (ENDOSCOPIC TWO-HANDED ENT SURGERIES)

15 Days Foundation Program



**SUSHRUT ENT HOSPITAL AND DR KHAN'S RESEARCH
CENTRE, TALEGAON DABHADE, PUNE, INDIA**

**+917057959162
+918888516511**

Day 1

Timings - 8am to 5pm

1. Introduction & Handing

2. Information booklet of all innovations

3. Understanding 3 chip camera and it's connection, input, output, cables, external recording media, monitor and it's handing and problem solving

4. EndoHold GS/GN handling, understanding concept and practicals in assembling and use, difficult problem solving and manoeuvring

5. Justtach handling, understanding concept and practicals in assembling and use, difficult problem solving and manoeuvring

6. TempHold: handling, understanding concept and practicals in assembling and use, difficult problem solving and manoeuvring

7. Slice it : handling, understanding concept and practicals in assembling and use, difficult problem solving and manoeuvring

8. OtoShield and EndoPlay : concept and practical use

9. Endoscopes : handling, understanding, sterilisations, precautions

10. Micro motor and drill burrs : handling understanding and use, problem solving

11. OT set up and accessories like cautery, Coblation, suction cautery,

12. Introduction to Centrifuge and PRP

13. Question and Answer, discussion



Day 2

Timings - 8 AM to 5 PM

A. 8 AM to 12 PM : Surgery

B : 12 PM to 5 PM : sheep head Dissection


1. Understanding sheep head anatomy

2. Assembling EndoHold and TempHold and organise dissection instruments

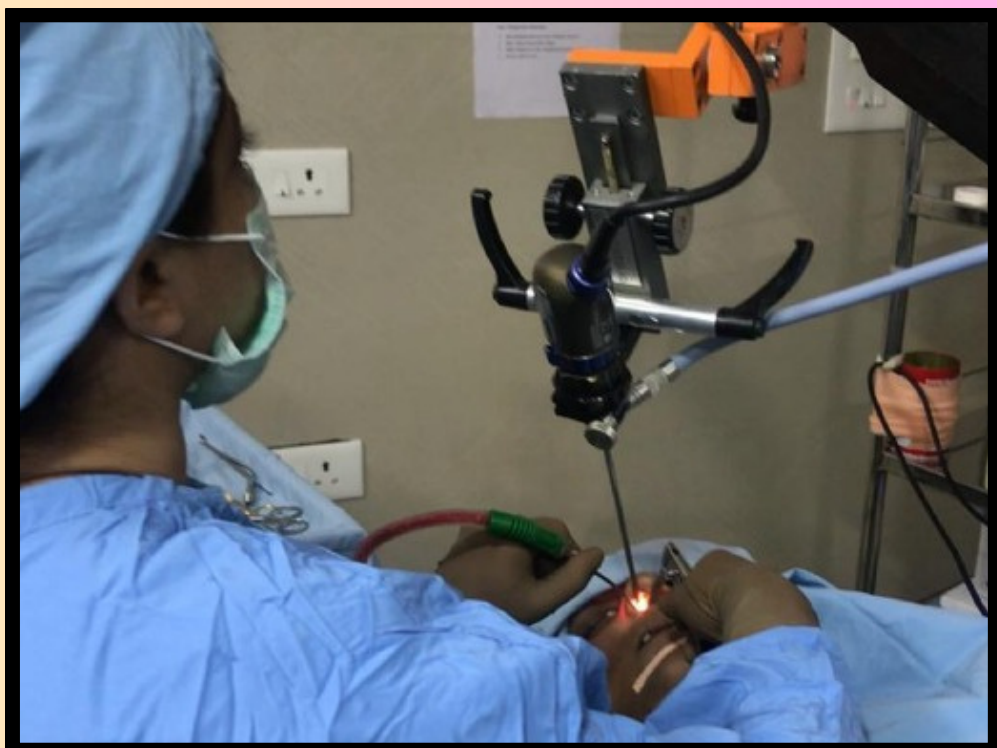
3. Sheep head endoscopic anatomy by two hands and EndoHold/ justtach

4. Endoscopic Septoplasty (THENS) :

- a. elevating Lt MC flap, opposite flap,
 - b. Septoplasty/ SMR,
 - c. use of suction cautery,
 - d. use of chisel and hammer ,
 - e. avoiding flap tear,
 - f. septal grafts,
 - g. endoscopic suturing,
 - h. Crushing cartilage for reinforcement
 - i. septal stack cartilage preparation for augmentation
 - j. Creating septal splints from plastic containers and it's suturing to avoid haematoma.
- Training and practical . Endoscopic Nasal packing



5. Question and answers / discussion




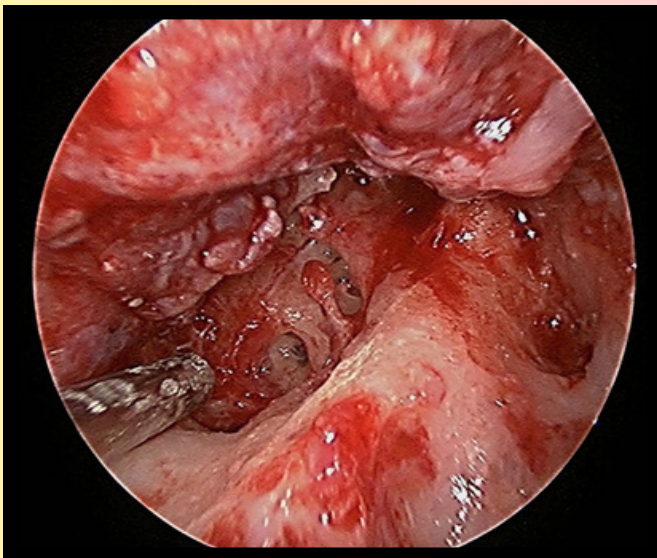
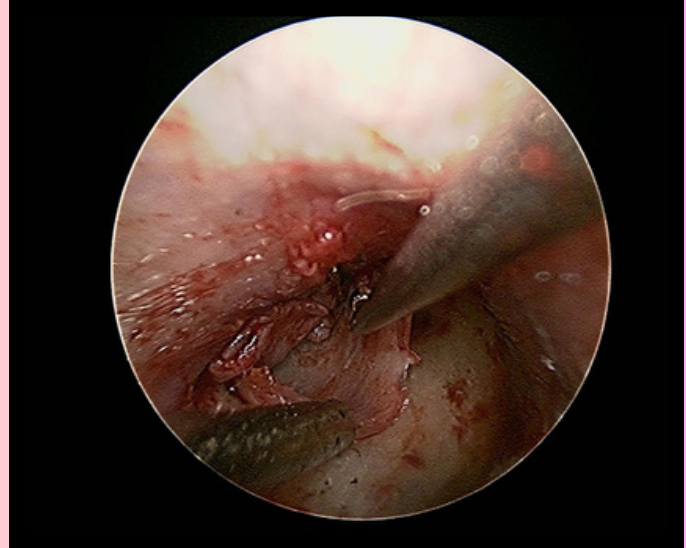
Day 3

Timings - 8 AM to 5 PM

A. 8 AM to 12 PM : Surgery / unedited video / OPD with Dr khan

B. 12 PM to 5 PM : Sheep head dissection

1. Completing yesterday's remaining targets
2. Understanding sheep head lateral wall
3. Submucosal cautery for ITH
4. Basics of fess / differences from human
- nose 5. Submucosal turbinoplasty
6. Endoscopic turbinectomy
7. Endoscopic drilling with OtoShield N
8. Q & A Discussion



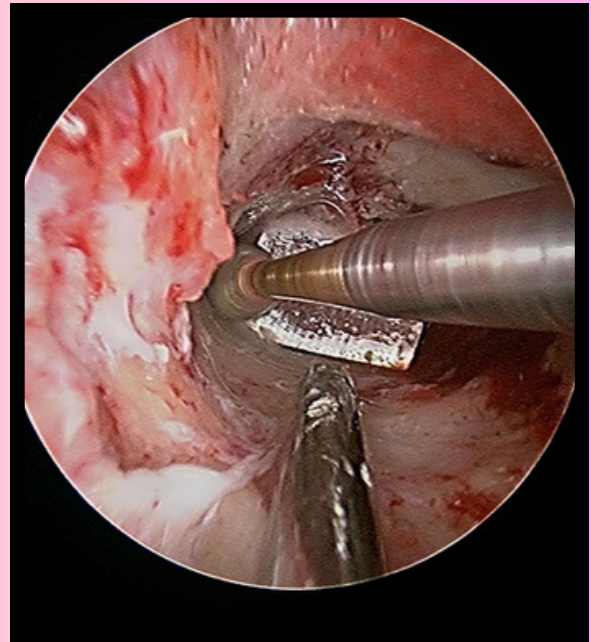
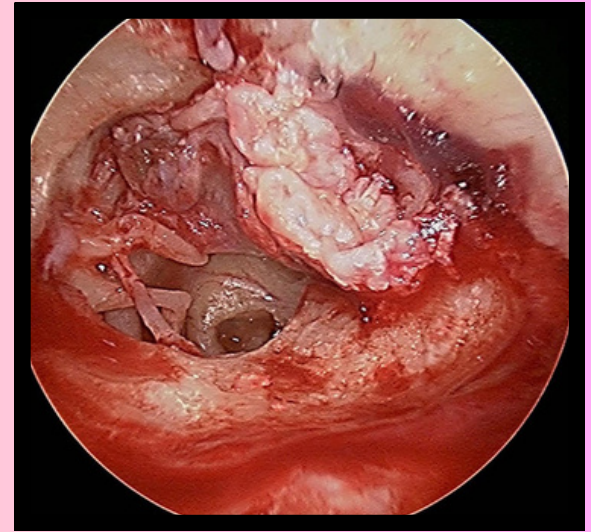
Day 4

Timings - 8 AM to 5 PM

A. 8 AM to 12 PM : Surgery / video / OPD with Dr khan

B. 12 PM to 5 PM : Sheep head dissection

1. Completing previous day remaining work and targets
2. Fresh new sheep head for THENS
3. Repeating day 2 and day 3 all teachings and procedures
4. Q & A Discussion



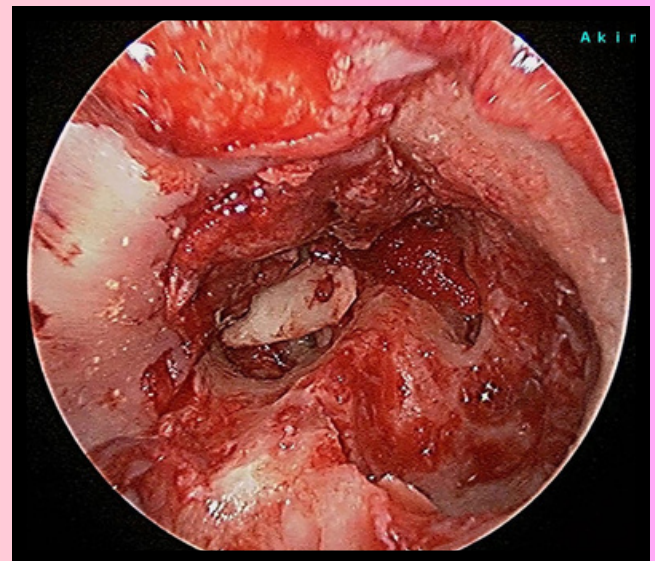
Day 5

Timings - 8 AM to 5 PM

A. 8 AM to 12 PM : Surgery / video / OPD with Dr Khan

B. 12 PM to 5 PM : Sheep head dissection

1. Completing previous day remaining work and targets
2. Right side fresh Sheep head Ear dissection (THEES)
3. How to use endoscope as Exoscope
4. Concept of Endaural and tragal cartilage harvesting
5. Slicing cartilage
6. Elevating TM flap
7. Canalpasty (two handed endoscopic drilling with OtoShield)
8. Q&A discussion



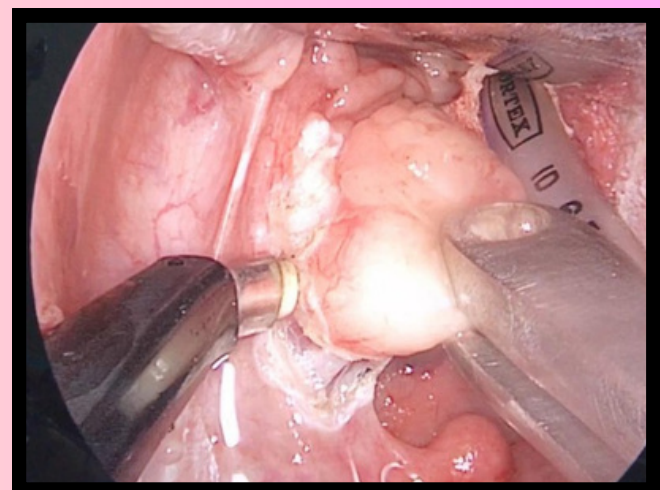

Day 6

Timings - 8 AM to 5 PM

A. 8 AM to 12 PM : Surgery / video / OPD with Dr khan

B. 12 PM to 5 PM : Sheep head dissection

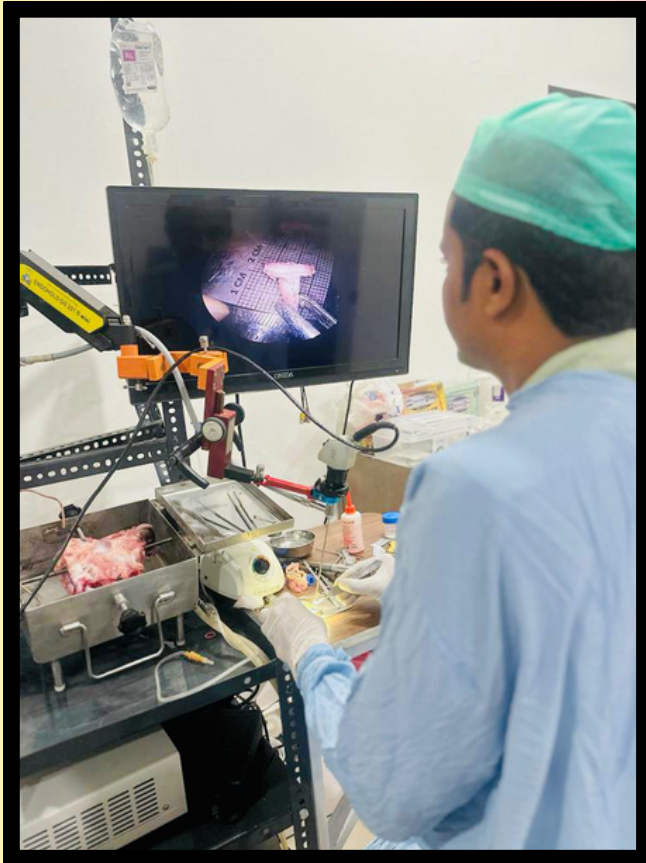
1. Completing previous day remaining work and targets
2. Sheep head THEES
3. Grommet
4. Denuding malleus
5. Inside out Antrostomy
6. Middle ear endoscopy
7. Comparison of endoscopy anatomy with microscope
8. Q & A discussion



Day 7
Sunday off

As per delegate choice

Dissection / Day trip to lonavla / leisure activities




Day 8

Timings - 8 AM to 5 PM

**A. 8 AM to 12 PM : Surgery / video / OPD with Dr khan
either of one**

B. 12 PM to 5 PM : Sheep Head Dissection

1. Completing previous day remaining work and targets
2. Sheep head THEES
3. Cartilage graft preparation (shield, mosaics, sliced, strips)
4. Type 1 cartilage / TM fascia Tplasty
5. Type 2
6. Type 3 A (cartilage with hole, holed horizontal strut, boat shaped cartilage , PORP)
7. Type 3 B (cartilage vertical strut, modified Boomrang, TORP)
8. Q & A discussion





Day 9

Timings - 8 AM to 5 PM

A. 8 AM to 12 PM : Surgery / video / OPD with Dr khan

B. 12 PM to 5 PM : Sheep Head Dissection

1. Completing previous day remaining work and targets
2. Sheep head THEES
3. Facial nerve dissection
4. Cochleostomy & Cochlear drilling
5. Q & A Discussion



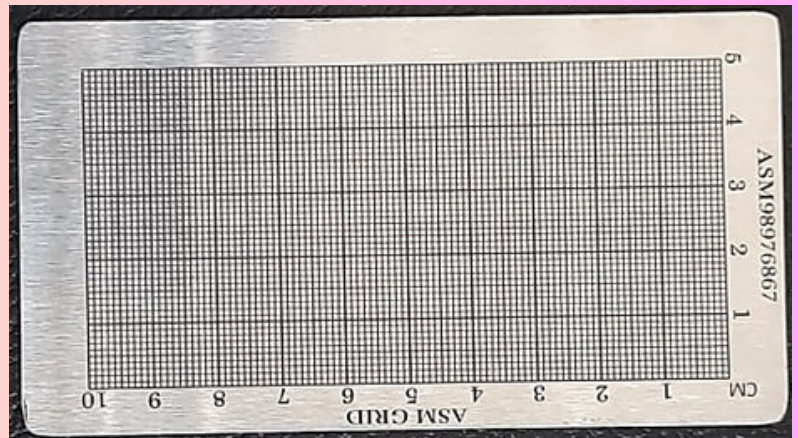
Day 10

Timings - 8 AM to 5 PM

**A. 8 AM to 12 PM : Surgery / video / OPD with Dr khan
either of one**

B. 12 PM to 5 PM : Sheep Head Dissection

1. Completing previous day remaining work and targets
2. Fresh start with left side sheep THEES
3. Repeating all surgical exercises on day 6
4. Q & A Discussion



Day 11

Timings - 8 AM to 5 PM

**A. 8 AM to 12 PM : Surgery / video / OPD with Dr Khan
either of one**

B. 12 PM to 5 PM : Sheep Head Dissection

1. Completing previous day remaining work and targets
2. Left side sheep head THEES
3. Repeating all surgical exercises on day 8
4. Q & A discussion



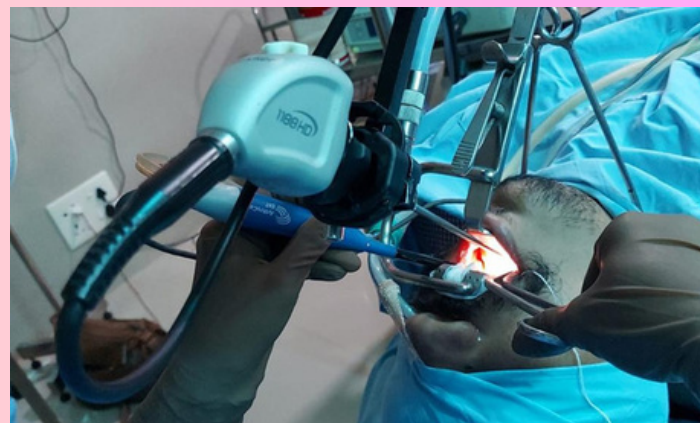

Day 12

Timings - 8 AM to 5 PM

**A. 8 AM to 12 PM : Surgery / video / OPD with Dr khan
either of one**

B. 12 PM to 5 PM : Sheep Head Dissection

1. Completing previous day remaining work and targets
2. Sheep THEES
3. Repeating all surgical exercises of day 9
4. Q & A discussion



Day 13

Timings - 8 AM to 5 PM

- A. 8 AM to 12 PM : Surgery / video / OPD with Dr khan
either of one**
- B. 12 PM to 5 PM : Sheep Head Dissection**

1. Completing previous day remaining work and targets
2. THEES, THENS
3. Fresh Sheep Head to repeat all nose and Ear endoscopic two handed procedures
4. Q & A discussion




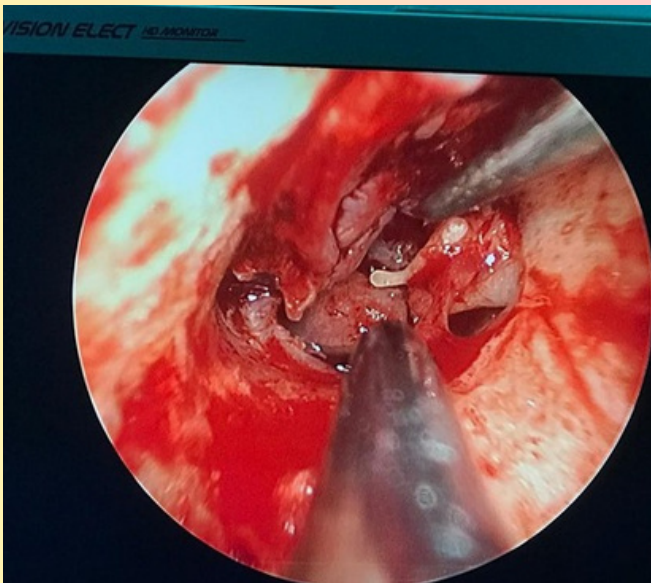
Day 14

Timings - 8 AM to 5 PM

**A. 8 AM to 12 PM : Surgery / video / OPD with Dr khan
either of one**

B. 12 PM to 5 PM : Sheep Head Dissection

1. Completing previous day remaining work and targets
2. THEES, THENS
3. Fresh Sheep Head to repeat all nose and Ear endoscopic two handed procedures
4. Q & A discussion



Day 15

1. Assessment by Theory and Viva
2. Farewell and certificate and memento
3. Group photo





www.drkhancreations.com



justtach@gmail.com

ethentsfellowships@gmail.com

drsapnaparab@gmail.com



DR. KHAN'S CREATIONS

**PLOT.NO. 102, ANANDNAGAR,
TALEGAON DABHADE.**



7057959162

8888516511