



# MINI ESCAPE ROOM



# THE CASE OF THE MISSING LIBRARY BOOK

A LIBRARY MYSTERY IS WAITING TO BE SOLVED!



**15**  
MINUTES  
TIME LIMIT



USE YOUR  
BRAIN POWER



WORK  
TOGETHER

★ ESCAPE THE MYSTERY... IF YOU CAN! ★

# QUICK SET UP INSTRUCTIONS

Prep Time: 5 minutes      Game Time: 10 -15 minutes  
Players: Individuals or groups



Print page 11 for EVERY player or team.  
These are the answer recording sheets for the puzzles.  
PLAYERS SHOULD NOT WRITE ON THE PUZZLES



Print pages 7-10 just ONE TIME (in color if possible). DO NOT LET KIDS WRITE ON THESE PAGES! Kids should ONLY be writing on the answer page. You do NOT have to print the actual puzzle pages for every child. (Our goal is to save you paper!)



Determine how you want to use the hint cards found on page 6. Do you want to display them right next to the puzzle? Do you want to hold on to them and only show kids who seem to be struggling? Do you want to limit them to only 1 or 2 hints so they flex their puzzle brain a bit more? (This is what I do).



Preview the puzzles and print the answer key on page 5 just in case you need to offer help or guidance. Kids might struggle at first—and that's OK! Let them think it through before offering help.



Once all 4 puzzles and answer recording sheets have been printed, read the "mission" out loud on page 4 and review the directions. Next, let the fun begin! Set a timer for 15 minutes and see who can crack the code in the allotted time. Let kids know that they can complete the puzzles in ANY order. Just make sure they record their answers in the correct area.



When the correct code is found, decode the numbers to letters to reveal the secret location.

# F.A.Q.

How long does this activity take to complete?

It really depends on a lot of things. Estimated completion time is 15 minutes but it's based on the kids' puzzle skills, group size, and age. We recommend ages 7-12.

How many kids can play at once?

Kids can play individually, with friends, or in large groups. There really is no limit to the number of players.

What if the kids get stuck on one of the puzzles?

First off, let them think for a bit! This is where critical thinking skills come in. If they get stuck, hint cards have been included in your download to guide them and provide examples.

Where do kids start?

Kids can start with any puzzle and complete them in ANY order.

How do you know if their answers are correct?

There is an answer key provided in the PDF.

How do I set up the activity?

Just print and play! Everything you need is included in your download. You don't need locks, envelopes, or special equipment. You can hang or hide the puzzles or just spread them out on the kitchen table.

Do I have to print out the game materials for every kid?

Nope! You **ONLY** have to print out the answer sheet for each kid or group. Just one set of the actual puzzles is all you need!

# DIRECTIONS

**TASK # 1 LINE-W-L**

Decode the letters from the number combinations below, then unscramble the word to find your answer. Do NOT count numbers as a word.

**SHAMROCK VALLEY**  
DEPARTMENT OF MOTOR VEHICLES

**DRIVER LICENSE CLASS E**

Lucky Golden  
O'Mcnuget  
231 Clover Lane  
Rainbows End, SV 02985  
Date of Birth: May  
Eyes: Grey

9-1-4	3-1-2	2-3-1	5-1-3
1-2-2	4-2-2	8-3-5	1-1-8

If this is your answer, your clue is as follows: <b>SHAMROCK</b>	If this is your answer, your clue is as follows: <b>STREAMER</b>	If this is your answer, your clue is as follows: <b>PRESENTS</b>
0	3	5

Each page has a puzzle to solve at the top and "clues" revealed based on your answers on the bottom. Depending on your puzzle answers, you'll receive the final code. Please do NOT write on the puzzle pages, ONLY write on your answer sheet.

# MISSION

Something strange has happened in the library...

Just before story time, the librarian reached for one of the most popular books on the shelf—but it was gone. In its place was a single note:


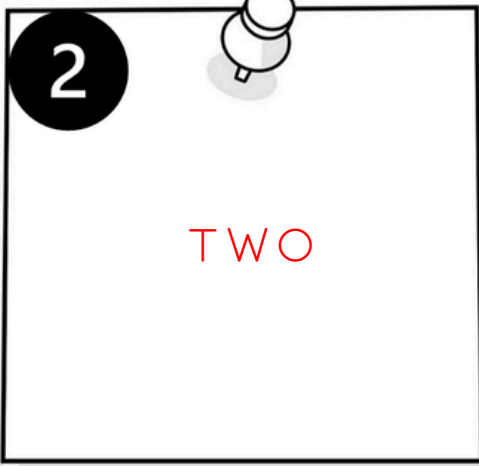
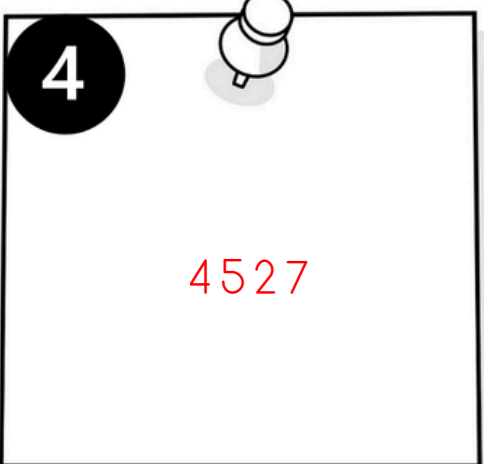

"If you want to find the missing book, you'll have to earn it." No one saw who left it. No one knows where the book went. But scattered around the library are a series of puzzles—each one revealing part of the secret.

The clock is ticking. Story time is getting closer, and the book needs to be found before it begins.

Only the sharpest thinkers will be able to follow the clues, crack the codes, and uncover the final hiding place.

Do you have what it takes to solve the mystery... before time runs out?

# ANSWER KEY

 <p>1</p> <p>NWSE</p>	 <p>2</p> <p>TWO</p>
 <p>4</p> <p>4527</p>	 <p>3</p> <p>READER</p>

# FINAL CODE

Record your puzzle answers in the boxes below. Once you have recorded your answers, Decode the matching letters to get you're answer  
(A= 1, B=2, C=3, D=4, etc.)

1	2	3	4
4	5	19	11

D E S K

# Hint Cards



## DIRECTIONAL

Look for directional clues such as up, down, left, right, then use the compass to determine the direction. The answer code is the order in which the directional clues appear in the messages. Example: **SEWN**



## PICTOGRAM

Solve the math equations to determine what numeric value each image represents. Use your solutions to find the number answer.



## LOCK BOX


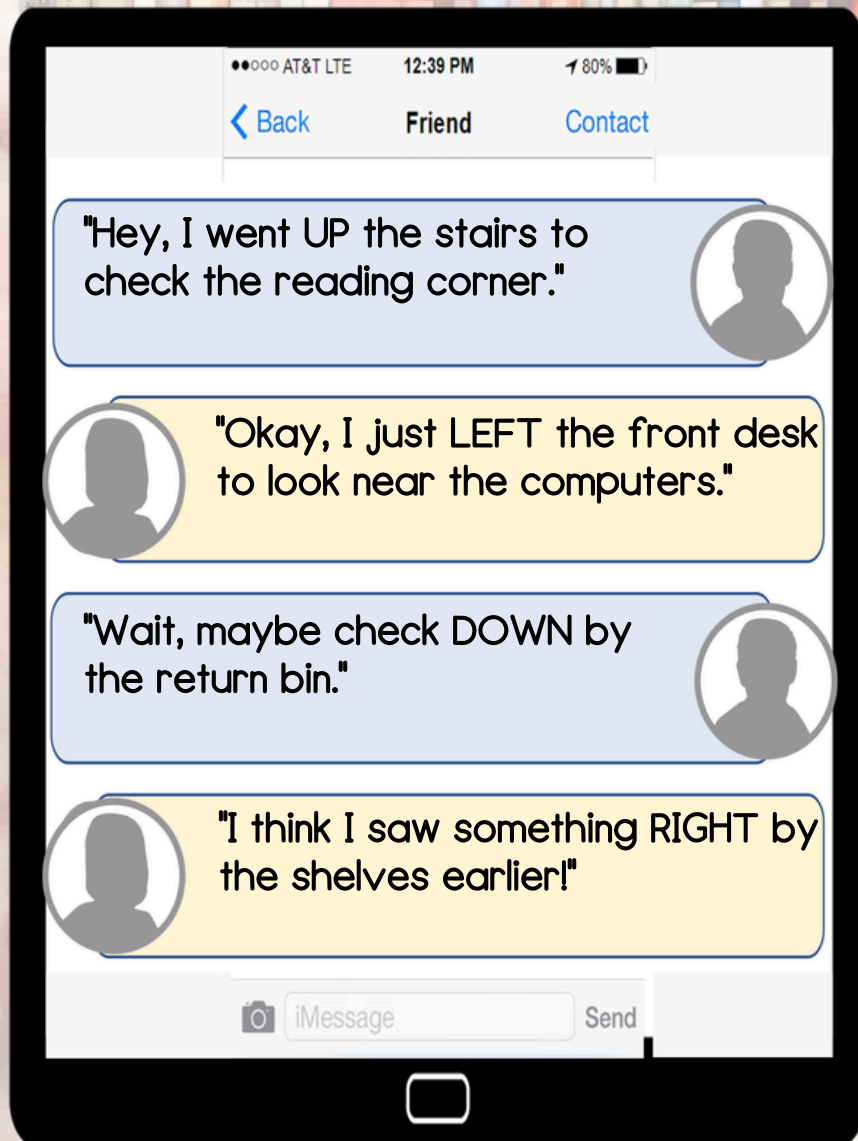
You'll need to do some simple math to solve this clue. The hints provided give you information about which number is in which position for the 4-digit code.



## EXTRACT

"Extract" a letter from each word based on the numerical value given. Examples: BANANA (3) = N because the letter N is in the 3rd position.

# TASK # 1 DIRECTIONAL



If this is your answer,  
your clue  
is as follows:

**NSWE**

**5**

If this is your answer,  
your clue  
is as follows:

**NWSE**









**4**

If this is your answer,  
your clue  
is as follows:

**NESW**

**10**

# TASK #2 PICTOGRAM

	+		=	8
	+		=	9
	+		=	14
	+		=	11

What is the value of...



If this is your answer,  
your clue  
is as follows:

TWO

5

If this is your answer,  
your clue  
is as follows:

FOUR


3

If this is your answer,  
your clue  
is as follows:

FIVE

16

# TASK # 3 LOCK BOX



The second number is 8 minus 3.

The first number is 1 less than the second number.

The third number is half of the second number.

The last number is the first number plus 3.

If this is your answer,  
your clue  
is as follows:

5427

1

If this is your answer,  
your clue  
is as follows:

4527

19

If this is your answer,  
your clue  
is as follows:

4572

5

# TASK # 4 EXTRACT

RULER (1)

PAGES (2)

AUTHOR (6)

TABLE (5)

WINDOW (4)

SILENT (4)

If this is your answer,  
your clue  
is as follows:

PONDER

0

If this is your answer,  
your clue  
is as follows:

PARADE





2

If this is your answer,  
your clue  
is as follows:

READER

11

# RECORDING SHEET

1 	2 
4 	3 

## FINAL CODE

Record your puzzle answers in the boxes below. Once you have recorded your answers, Decode the matching letters to get you're answer  
(A= 1, B=2, C=3, D=4, etc.)

1	2	3	4
---	---	---	---

\_\_\_\_\_

# TERMS OF USE

Copyright © Creativity Printables. All rights reserved. This product is to be used by the original downloader only. No part of this document may be reproduced, distributed, sold or transmitted in any form or by any means, without the prior written permission of the copyright holder. This product may not be distributed or displayed digitally for public view. Failure to comply is a copyright infringement and a violation of the Digital Millennium Copyright Act (DMCA). Clipart and elements found in this product are copyrighted and cannot be extracted and used outside of this file without permission or license. PERSONAL AND SINGLE CLASSROOM USE ONLY. All pages in this download are copyrighted. You may not create anything to share or sell based on this download.

## YOU MAY:

## YOU MAY NOT:



Use the resource for personal use only.



Print and make copies of downloadable resources as necessary for your party or single Classroom.



Share my cover page on social media as long as you include the product link for my store.



Change or alter the product in any way aside from omitting pages you do not want to use.



Share this download with other people, friends, colleagues, family, for their own usage, etc. Additional licenses can be purchased at a lower rate.



Create anything to share or sell, in part or in whole, based on this download, including for your own commercial gain.



Upload this resource to websites, applications, shared drives or other sites or services that enables access by anyone other than you.