

# RHODES

## THE RHODES POCKET PLANNER

YOUR FAST-TRACK PLAN FOR A SMOOTH, STRESS-FREE TRIP

You've already decided to visit Rhodes.

Now let's make sure you stay in the right area, avoid costly mistakes, and get the most from your holiday.

I'm Looneytravels, a local living in Rhodes. Every year I help travellers avoid common planning mistakes that can cost time, money, and unnecessary stress.

This Pocket Planner gives you the local shortcuts most visitors only discover after they arrive.

- ★ Trusted by thousands of travellers who use Looneytravels to plan their Rhodes holiday.
- 📍 Created by a local living in Rhodes year-round.

The Rhodes Pocket Planner is designed to answer the questions that shape your entire trip:

- ✓ When is the best time to visit?
- ✓ Which area is right for me?
- ✓ Do I need a car?
- ✓ What should I book first?
- ✓ Which experiences are truly worth it?

Inside you'll find local advice, practical shortcuts, and links to the exact guides that help you move forward faster.

⚠ Most travellers spend thousands on a Rhodes holiday but only a few hours planning it.

The right decisions now can save money, avoid stress, and completely change your experience on the island.

Use this planner as your Rhodes roadmap.

Follow the steps, avoid common mistakes, and make better decisions before you arrive.

[🌐 Looneytravels Travel Directory](#)

500+ FREE Guides

Find Answers to All Your Rhodes Questions





## Step 1 – Choose the Right Month

The month you visit Rhodes will shape your entire holiday.

Many first-time visitors automatically choose July or August. Some later discover the heat, crowds, and prices aren't what they expected.

### Local Quick Guide

 April–May → 20–26°C

Green landscapes, fewer crowds, perfect for exploring.

 June → 27–31°C

Warm weather, lively atmosphere, great balance.

 July–August → 31–36°C+

Hottest months, busiest beaches, highest prices.

 September → 27–32°C

Warm sea, fewer crowds, and a local favourite.

 October → 23–28°C

Relaxed atmosphere, sunny days, excellent swimming.

Need help choosing the right dates?

 [Rhodes Weather & Seasons Guide](#)

Compare weather, sea temperatures, crowds, prices, and travel styles month by month.

 There is no "best" month in Rhodes — only the best month for your travel style.

Once your dates are set, it's time to make the most important Rhodes planning decision: choosing the right area to stay.



## Step 2 – Where to Stay in Rhodes

One of the biggest mistakes visitors make is choosing a hotel before choosing the right area.

A beautiful hotel in the wrong location can mean longer journeys, extra transport costs, and a holiday that doesn't match your travel style.

That's why I always recommend:

📍 Area first. Hotel second.

Whether you're looking for hotels, villas, family resorts, luxury stays, car-free holidays, or the best areas for first-time visitors, I've created detailed local guides to help you choose with confidence.

 [Hotels in Rhodes](#)

 [Rhodes Villas](#)

📍 [Where to Stay in Rhodes for First Time – Best Areas \(2026\)](#)

 [Where to Stay in Rhodes Without a Car](#)

★ Every hotel and accommodation featured in my guides has been carefully selected using local knowledge, guest reviews, location quality, and my experience working as a Hotel Guide in Rhodes.

Having helped thousands of travellers choose where to stay, I focus on finding the right area and the right property for each travel style—not simply the highest-rated hotel.

I regularly update these recommendations so you can book with confidence and avoid common accommodation mistakes.

♥ **If you book through my links, I may earn a small commission at no extra cost to you. Your support helps keep Looneytravels free for everyone.**



## Step 3 – How to Get Around Rhodes

How you get around Rhodes will shape what you can realistically see and how much freedom you have during your holiday.

For most travellers, the sweet spot is simple:

 **Rent a car for 2–3 days.**

This gives you enough time to explore villages, viewpoints, hidden beaches, and places that are difficult to reach by bus—without paying for a car all week.

### **Local Tip**

If you're staying in South Rhodes (Lindos, Pefkos, Lardos, Kiotari or Gennadi), **renting a car directly from Rhodes Airport is often cheaper** than paying for airport transfers and then renting a car later.

### **Summer Availability Warning**

During July and August, many of the best-value rental cars are booked weeks in advance. Automatic vehicles and smaller cars are often the first to sell out.

Booking early through trusted local providers usually means better prices, better availability, and less stress after arrival.

### **[Car Rental Rhodes](#)**

 Looneytravels readers can access exclusive online rates through trusted local partners.


✓ 600+ vehicles available

✓ 13 pickup & drop-off locations across Rhodes

✓ No-deposit options on selected vehicles

✓ Exclusive Looneytravels online rates

✓ Airport pickup available

 Compare prices, check availability, and secure your vehicle before peak-season availability becomes limited.

### **Not planning to drive?**

 **[Rhodes Bus Guide](#)** – Ticket prices and easy bus schedules

 **[Rhodes Taxi Prices](#)**

 **[Airport Transfers](#)** – **Trusted Local Drivers & Exclusive Looneytravels Discounts**

Perfect for travellers staying in Lindos, Pefkos, Lardos, Kiotari, Gennadi, and other areas where pre-booking often saves both time and money compared to airport taxis.





Once you've decided how you'll get around, it's time to book the parts of your trip that travellers most often leave too late.



## Step 4 – What to Book First

One of the biggest travel mistakes is booking things in the wrong order.

The local approach is simple:

-  Flights
-  Accommodation
-  Transport & Transfers
-  Experiences

Secure the essentials first to avoid higher prices and limited availability during summer.

### [Rhodes Digital Travel Guide \(€14.99\)](#)

50+ pages of local advice, hidden gems, transport tips, restaurant recommendations, maps, and planning shortcuts—all in one place.

Think of it as the shortcut version of 500+ Looneytravels guides.

### [7-Day Rhodes Itinerary by a Local \(7.99€\)](#)

Don't want a full travel guide?

This ready-made 7-day itinerary shows exactly how I would plan a Rhodes holiday, including beaches, villages, day trips, restaurants, and local highlights.

Perfect if you want a proven plan without spending hours researching.

Helpful Planning Resources

 [Secret Deals & Local Offers](#)

 [Rhodes Tours & Private Experiences](#)

 [Best Boat Trips in Rhodes](#)

 [Best Experiences in Rhodes](#)

These resources help you compare options, avoid tourist traps, and book experiences that are genuinely worth your time and money.

Once the essentials are sorted, it's time to choose the experiences you'll remember long after the holiday ends.



## Step 5 – Experiences Worth Booking

Rhodes has hundreds of tours, cruises, and activities.

The goal isn't to fill every day—it's to choose a few experiences you'll remember long after the holiday ends.

Most Popular with Looneytravels Travellers

### **On the Water**

 [High-Speed Boat to Symi & Saint George's Bay](#) – Must-Do Day Trip

 [All-Inclusive Day Cruise with BBQ & Drinks](#) – Highest Value

 [Sunset Cruise with Greek BBQ](#)

### **Culture & Land**

 [1952 Farmhouse Cooking Class & Lunch](#) – My Personal Favorite

 [Lindos Round-Trip Bus Transfer](#)


These are the experiences travellers most often tell me became the highlight of their Rhodes trip.

For my complete list of recommended boat trips, excursions, private tours, and local experiences:

 [Rhodes Tours & Private Experiences](#)

 [Best Boat Trips in Rhodes](#)

 [Best Experiences in Rhodes](#)

 **If you book through Looneytravels links, I may earn a small commission at no extra cost to you. Your support helps keep Looneytravels and 500+ free Rhodes guides available for everyone.**

You don't need to book everything. Pick a few experiences that match your style and leave space for beaches, wandering, and spontaneous moments. That's where Rhodes feels most magical.



## ★ **Book These Early (Local Suggestion Based on Real Traveller Experience)**

Rhodes doesn't require booking everything in advance—but a few things regularly become limited during summer.

### **Local Priority List**

#### **[Rental Cars](#)**

The best-value cars, automatic vehicles, and airport pickups often become limited first during July and August.

#### **[Airport Transfers](#)**

Private transfers to Lindos, Pefkos, Lardos, Kiotari, Gennadi, and other South Rhodes resorts are worth arranging early—especially during peak season.

#### **[Symi Island Boat Trip](#)**

The island's most popular day trip. Summer departures often sell out several days ahead.

#### **[All-Inclusive Boat Cruises](#)**

Limited daily capacity means the most popular cruises can fill quickly during peak season.

#### **[1952 Farmhouse Cooking Experience](#)**

Small groups, limited availability, and one of the most authentic experiences on the island.

#### **Local Tip**

If you're travelling during July or August, securing your car rental, airport transfer, and one key excursion early can save both money and stress.

 Compare trusted local recommendations:

 **[Rhodes Tours & Private Experiences](#)**

 **[Best Boat Trips in Rhodes](#)**

 **[Best Experiences in Rhodes](#)**



## Step 6 – Tourist Traps & Local Warnings

Rhodes is very safe, but a few local mistakes can cost you money, time, and unnecessary stress.

### **Restaurant Traps**

Around a dozen restaurants in Rhodes Old Town—mostly near the fountains and busiest squares—are notorious for inflated prices and aggressive touts.

If there's no menu and no prices displayed, walk away.

Some travellers have ended up paying €80 for a single beer boot.

### [Best Restaurants in Rhodes](#)

Want local favourites instead? Check my handpicked restaurant recommendations across the island.

### **Bracelet Scam**

If someone offers a "free" bracelet, don't engage and keep walking (Rhodes Town, Mandraki).

### **Protect Your Valuables**

Break-ins targeting rental cars have increased in recent years, particularly at busy tourist locations. Never leave bags, passports, phones, wallets, or other valuables visible inside your vehicle.

Be especially careful around Anthony Quinn Bay, Kallithea, and Tsambika, where unattended belongings can attract opportunistic thieves.

### **Watch the Roads**

When driving through South Rhodes or rural areas, keep an eye out for deer and goats crossing unexpectedly.

### **Goat Parking Rule**

Avoid parking under trees (shade) near beaches and countryside locations. Goats are known to climb onto parked cars.

### [Rhodes Digital Travel Guide \(€14.99\)](#)

Want all the local tips, hidden gems, beaches, restaurants, transport advice, and travel shortcuts in one place?

My Digital Travel Guide combines years of local knowledge and 500+ free guides into one easy-to-use resource designed to help you avoid mistakes and get more from your Rhodes trip.



## Step 6 – Don't Try to See Everything

One of the biggest mistakes visitors make is trying to see every beach, village, attraction, and tour in a single trip.

Rhodes rewards slow travel.

Choose a few highlights, leave room for spontaneous discoveries, and focus on the experiences that match your travel style.

### Start Here

→ [Best Beaches in Rhodes](#)

#### **History & Culture**

Old Town, Lindos, castles, ruins, local stories

→ [Experience Rhodes](#)

→ [Rhodes Old Town – What to See & Eat](#)

#### **Boat Trips & Sea Days**

Symi, snorkeling, sunset cruises, catamarans

→ [Best Boat Tours in Rhodes](#)

Handpicked tours are also listed in this Pocket Planner

#### **Excursions & Private Tours**

→ [Rhodes Tours & Private Experiences](#)

#### **Day-by-Day Inspiration**

See what a well-planned Rhodes trip actually looks like

→ [7-Day Rhodes Itinerary by a Local \(7.99€\)](#)

#### **Everything in One Place**

Areas, transport, beaches, food, hidden spots, local habits

→ [Full Rhodes Travel Guide\(14.99€\)](#)

The best Rhodes holidays aren't the ones where you see everything. They're the ones where you enjoy what you see.



## BEFORE YOU BOOK – Quick Essentials

### **Climate Resilience Fee (Important)**

This government fee is paid directly to your accommodation and is usually not included in online booking prices.

### **April–October:**

- ★ 5★ Hotels & Villas → €15/night
- ★ 4★ Hotels → €10/night
- ★ 3★ Hotels → €5/night
- ★ 1–2★ Hotels & Apartments → €2/night

Many travellers forget to budget for this and get an unexpected surprise at check-in.

### **Money**

Greece uses the Euro (€). Cards are accepted almost everywhere, but carrying some cash is useful for buses, small tavernas, and remote locations.

Typical prices in Rhodes:

-  Coffee: €2–5
-  Gyros: €4–7
-  Taverna Meal: €12–20
-  Dinner with Drinks(restaurant): €20–40+

### **Mobile Data**

EU travellers can usually use their home data allowance. Non-EU travellers should consider an eSIM before arrival.

### **Power Plugs**

Standard European Type C & F plugs.

### **Tipping**

Not expected, but always appreciated. Most visitors simply round up the bill or leave a few euros for good service.



## RHODES MAP LOGIC – See the Island Like a Local

Rhodes isn't one destination.

It's a long island with very different areas, each offering a completely different holiday experience.

Once you understand this, planning becomes much easier.

### **The North – Energy & City Life**

Rhodes Town, Ixia & Ialyssos

History, restaurants, nightlife, shopping, and the island's best transport connections.

Best for: culture lovers, short stays, and travellers without a car.

### **The East Coast – Beaches & Resorts**

Faliraki, Kolymbia, Lindos, Pefkos & Kiotari

Calmer sea, sandy beaches, family resorts, and the classic Rhodes holiday experience.

Best for: beach lovers, families, and relaxed holidays.

### **The South – Wild & Quiet**

Gennadi, Lachania & Prasonisi

Open landscapes, quieter beaches, traditional villages, and fewer crowds.

Best for: explorers, surfers, and slow travel.

### **The Island's Hearts**

 Rhodes Old Town – The cultural and historical centre of the island.

 Lindos – The most iconic village in Rhodes.

The most important Rhodes planning rule is simple:

**Area first. Hotel second.**

 [Rhodes Hotels by Area \(Local Hub\)](#)

 [Where to Stay in Rhodes – All Areas Explained](#)

 [Full Rhodes Travel Guide – See Every Area in Context](#)



## FINAL PAGE – Where This Leads

What you've just used is only a fraction of what Looneytravels offers.

This Pocket Planner is designed to give you clarity fast.

But behind it is a much bigger local ecosystem:

In-depth blog guides on every part of Rhodes

Step-by-step planning videos on YouTube

Full itineraries, maps, habits, and local logic

Real, lived experience from someone who actually lives here

You can explore it all at:

 [Looneytravels Travel Directory](#) - Find Answers to All Your Rhodes Questions

 [Looneytravels on YouTube](#)

And if you want everything in one place, already structured for you:

 [Full Rhodes Travel Guide – Your Entire Trip, Done for You](#)

Most travellers who use this planner later upgrade to the full guide when they start choosing restaurants, beaches, and hidden spots.

 [7-Day Rhodes Itinerary by a Local](#)

These are for travellers who don't want to guess – they want it done right.

If this Pocket Planner helped you plan your trip, here are a few ways you can continue planning with me or support the project:

 [Buy me a beer](#)

 [Subscribe on YouTube](#)

 Follow on social media: [Facebook](#) & [Instagram](#)

Or Simply Spread the word

Every guide, video, and page I create exists for one reason:

To help you experience Rhodes better than “just another holiday.”

Thank you for planning with me.

See you on the island.