




	conejo		


	bolita		

	paleta		

	paloma		


	canica		

	pajaro		

	marina		

	besito		

	zorrillo		

	tomate		

Ordena las sílabas y forma el nombre correcto del dibujo.

pa za tos



bo lo



chi la mo



du me sa



le te fo no



do la he



ro so te



so que




pal no



pan tu li



ño mo



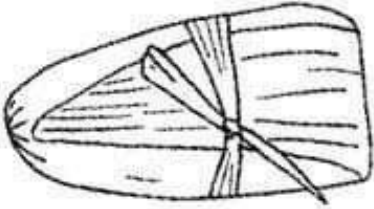
ña pi



**t**

Escribe la sílaba que hace falta para completar la palabra


<https://materialdidactico.org/>



\_\_\_mal




\_\_\_nedor



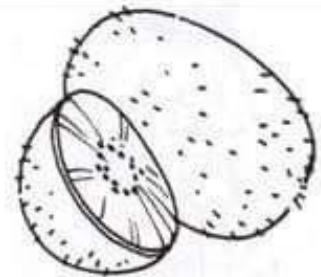
\_\_\_burón



\_\_\_za




\_\_\_rtuga




\_\_\_na




\_\_\_léfono



\_\_\_na



\_\_\_ro



\_\_\_cán



\_\_\_jeras



\_\_\_la


Escribe la sílaba que falta para completar la palabra



\_\_\_\_\_co




\_\_\_\_\_mate



\_\_\_\_\_laraña



\_\_\_\_\_cán



\_\_\_\_\_burón




\_\_\_\_\_mbor



\_\_\_\_\_lipán




\_\_\_\_\_pete



\_\_\_\_\_rtuga



\_\_\_\_\_za



\_\_\_\_\_ro




\_\_\_\_\_levisor


# LI - II



Escribe la sílaba que falta.



marti\_\_



ga\_\_na



ga\_\_ta



semi\_\_



bi\_\_te



ani\_\_



co\_\_r



\_\_no



cue\_\_



ba\_\_na




casti\_\_



\_\_ma

Forma palabras, utiliza las silabas de las burbujas.

pa to pu ma  
pe pa pi pe  
lo pa sa  
pi la

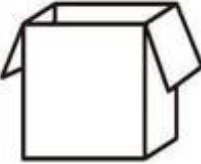



1. pato  
2. \_\_\_\_\_  
3. \_\_\_\_\_  
4. \_\_\_\_\_


5. \_\_\_\_\_  
6. \_\_\_\_\_  
7. \_\_\_\_\_

Nombre: \_\_\_\_\_  
Fecha: \_\_\_\_\_




	<b>caja</b>		
---	-------------	--	--


	<b>suma</b>		
---	-------------	--	--

	<b>moto</b>		
---	-------------	--	--

	<b>lata</b>		
---	-------------	--	--

	<b>lima</b>		
---	-------------	--	--

	<b>rana</b>		
--	-------------	--	--

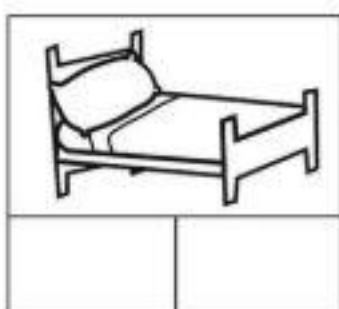




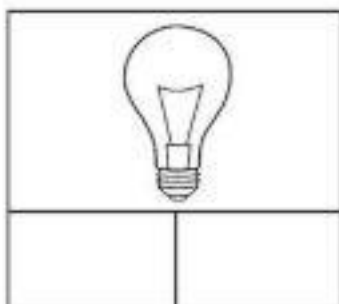

	<b>rosa</b>		
---	-------------	--	--

	<b>ramo</b>		
--	-------------	--	--

	<b>pato</b>		
---	-------------	--	--

	<b>rata</b>		
--	-------------	--	--

Recorta las sílabas y pégalas en el lugar correcto para formar las palabras de cada imagen



lu	ga	fo	da	ni	na	to	na
do	ca	na	pa	ma	ro	do	fo
to	fo	do	ma	sa	pa	lu	ca
co	ma	ro	sa	cu	fo	ma	da
ca	cu	ga	ni	na	do	ca	co



ma me mi mo mu

m

a



ma



e



me



i



mi



o



mo



u



mu



na ne ni no nu

n

a



na



e



ne



i



ni



o



no



u



nu



ña ñe ñi ño ñu

ñ

a



ña



e



ñe



i



ñi



o



ño



u



ñu



**C**

Escribe la sílaba que hace falta para completar la palabra


<https://materialdidactico.org/>



\_\_sa



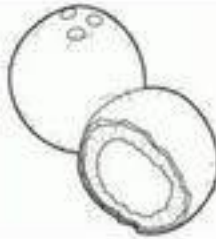
\_\_rdo




\_\_na



\_\_rco



\_\_co



\_\_marón



\_\_bra



\_\_llar



\_\_chara



\_\_nco



\_\_ballo



\_\_pillo

1

Escribe la sílaba que hace falta para completar la palabra

<https://materialdidactico.org/>



\_\_piz



\_\_bro



\_\_ón



\_\_pa



\_\_bo



\_\_ntes



\_\_mpara



\_\_món



\_\_na



\_\_ro






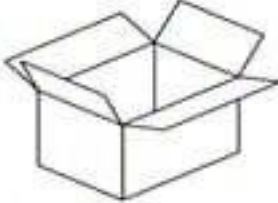


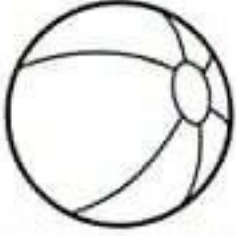


\_\_ngua



\_\_ta

Recorta y pega el nombre de cada dibujo donde corresponde.

 <input type="text"/>	 <input type="text"/>	 <input type="text"/>
 <input type="text"/>	 <input type="text"/>	 <input type="text"/>
 <input type="text"/>	 <input type="text"/>	 <input type="text"/>



www.materialparamaestros.com

conejo	coco	puma
pelota	mesa	casa
caja	rata	mapa



# Vamos a escribir oraciones

Recorta y pega cada dibujo en tu cuaderno; después escribe una oración por cada dibujo.

Material Didáctico Rayitas




abeja



bota



caracol




dados



estrella




foca



gato



hada



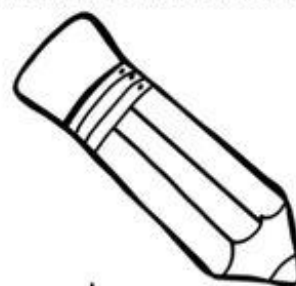
iguana



jarra



koala



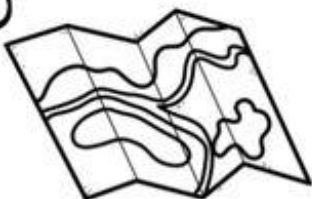

lápiz

Material Gratuito

Material Gratuito

# Vamos a buscar la sílaba inicial

Une cada dibujo con su sílaba inicial, utiliza diferentes colores.



ma

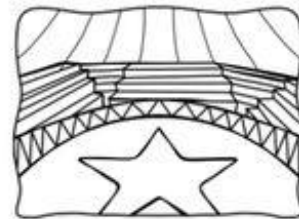

pe

si

le

ci

bo



Material Gratuito

# Trazos de sílabas

Lee, escribe las sílabas y colorea.

SA SE SI SO SU

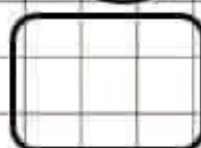

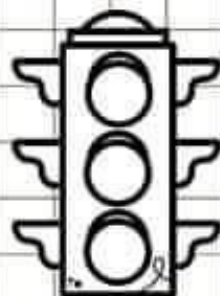

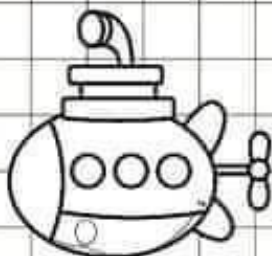

SA SE SI SO SU






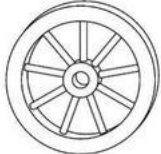
Sa Se Si So Su

Sa Se Si So Su

sa se si so su

sa se si so u



Colorea	completa	copia
	<div style="border: 1px dashed black; width: 60px; height: 40px; display: inline-block; vertical-align: middle;"></div> <span style="font-size: 2em; vertical-align: middle;">dio</span>	
	<div style="border: 1px dashed black; width: 60px; height: 40px; display: inline-block; vertical-align: middle;"></div> <span style="font-size: 2em; vertical-align: middle;">ina</span>	
	<div style="border: 1px dashed black; width: 60px; height: 40px; display: inline-block; vertical-align: middle;"></div> <span style="font-size: 2em; vertical-align: middle;">noceronte</span>	
	<div style="border: 1px dashed black; width: 60px; height: 40px; display: inline-block; vertical-align: middle;"></div> <span style="font-size: 2em; vertical-align: middle;">bot</span>	
	<div style="border: 1px dashed black; width: 60px; height: 40px; display: inline-block; vertical-align: middle;"></div> <span style="font-size: 2em; vertical-align: middle;">eda</span>	

Recorta las silabas y colócalas donde le corresponde:

ru	ri	ra	re	ro
----	----	----	----	----



Nombre \_\_\_\_\_


# DETECTIVES

de las sílabas con

# Mm



Instrucciones: corta las sílabas y emparejalas con los dibujos.



ma

mo

mi

mo

mu

ma

mu

mi

mu

me

ma

mi






Nombre \_\_\_\_\_

# Ss



## DETECTIVES de las sílabas con

Instrucciones: corta las sílabas y emparejalas con los dibujos.



se

sa

si

se

sa

si

se

so

so

sa

sa

su

Nombre \_\_\_\_\_


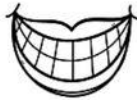
# DETECTIVES

de las sílabas con

# Rr



Instrucciones: corta las sílabas y emparejadas con los dibujos.



re

ro

ra

re

ro

re

ra

re

ri

ro

ra

ri

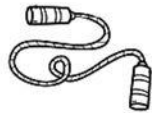



Nombre \_\_\_\_\_

# DETECTIVES de las sílabas

ca  
co  
cu



Instrucciones: corta las sílabas y emparejelas con los dibujos.



cu

ca

co

cu

co

ca

co

ca

cu

cu

ca

cu

Nombre \_\_\_\_\_

# DETECTIVES de las sílabas

ge  
gi



Instrucciones: corta las sílabas y empareja las con los dibujos.







gi

gi

ge

ge

ge

ge

gi

ge

ge

gi




Nombre \_\_\_\_\_

# DETECTIVES **ch**

de las sílabas con **ll**



Instrucciones: corta las sílabas y emparejadas con los dibujos.



chi

lla

llu

llo

chi

lla

llo





chi


cha

lle

cho

cha

Colorea	completa	Copia
	<div style="border: 1px dashed black; display: inline-block; width: 40px; height: 40px; vertical-align: middle;"></div> po	<div style="border: 1px solid black; width: 100%; height: 100%;"></div>
	<div style="border: 1px dashed black; display: inline-block; width: 40px; height: 40px; vertical-align: middle;"></div> milla	<div style="border: 1px solid black; width: 100%; height: 100%;"></div>
$1+2=3$	<div style="border: 1px dashed black; display: inline-block; width: 40px; height: 40px; vertical-align: middle;"></div> ma	<div style="border: 1px solid black; width: 100%; height: 100%;"></div>
	<div style="border: 1px dashed black; display: inline-block; width: 40px; height: 40px; vertical-align: middle;"></div> lla	<div style="border: 1px solid black; width: 100%; height: 100%;"></div>
	<div style="border: 1px dashed black; display: inline-block; width: 40px; height: 40px; vertical-align: middle;"></div> pa	<div style="border: 1px solid black; width: 100%; height: 100%;"></div>

Recorta las silabas y colócalas donde corresponde 

sa

se

si

so

su

Nombre: \_\_\_\_\_

Fecha: \_\_\_\_\_



## Sílabas con gr

**Actividad:** Lee las palabras y encierra las sílabas:

**gra - gre - gri- gro - gru**

cangrejo	grande	grillo
grupo	peligro	vinagre
Grecia	gruñido	grieta

**Actividad:** Escribe la palabra que va con cada dibujo.





Escribe las letras que le falta a los dibujos.



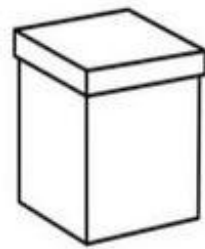
\_\_\_ pa



\_\_\_ sa



\_\_\_ ma



\_\_\_ ja




\_\_\_ misa




\_\_\_ che




\_\_\_ mello



\_\_\_ nejo



\_\_\_ bra



\_\_\_ mara



\_\_\_ lumpio

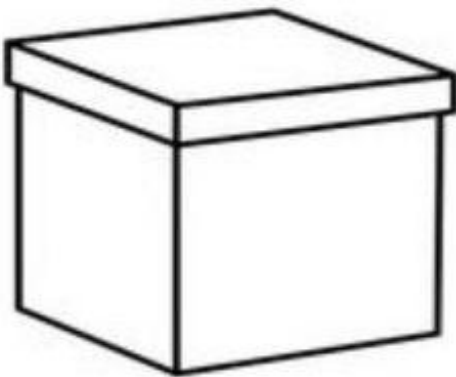


\_\_\_ beta

**Escribe** 5 palabras que empiecen como

caja

conejo



Escribe las letras que faltan.

 _ _ n _ _	 _ _ t _ _	 _ _ s _ _	 _ _ p _ _
 _ a _ er _ _	 _ l _ t _ _	 _ el _ t _ _	 _ _ s _ _
 _ _ j _ _	 _ _ _ _ _	 _ _ n _ _	 _ _ d _ _
 _ otell _ _	 _ o _ _ _	 _ a _ l _ _	 _ ota _ _



Colorea

completa

copia



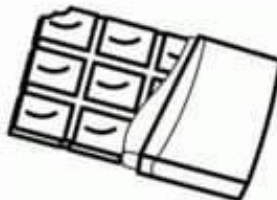
leco



que



menea



colate



pon

Recorta las silabas y colócalas donde le corresponde:

chi

chu

cho

che

cha



# A BUSCAR LAS SÍLABAS

Encuentra el camino de las  
sílabas para llegar a la meta;  
utiliza diferentes colores.

mo mi ma mu me

SALIDA		ma	me	re	tu	ji	ko
sa	de	hu	mi	ki	lo	ña	fe
di	ka	wu	mo	ja	xi	ki	ge
sa	be	ne	mu	ma	me	cu	ji
ka	so	le	ru	vi	mi	da	fi
mo	mi	me	ma	mu	mo	xa	co
mu	vi	jo	la	de	fi	ja	vo
ma	me	mi	mo	mu	META		

Material Gratuito

# Fichas de lectoescritura para ordenar sílabas


Nombre: \_\_\_\_\_

Fecha \_\_\_\_\_


no mo



to pa



ca va



ña pi ta



no pi



ma to te



vo pa



llón si




la ve



pa za tos



bo lo



na lu




# Fichas de lectoescritura para ordenar sílabas


Nombre: \_\_\_\_\_

Fecha: \_\_\_\_\_

lo ma pa




go te bi




piz la



no sa gu




na ba lle



ta la



ro sa



ja na ran



ma su

$$1+2=3$$

cam na pa



no ma



ja pa ro



Fichas de lectoescritura para ordenar sílabas

Nombre: \_\_\_\_\_

Fecha \_\_\_\_\_



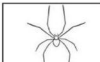
na re si



te ro so




ro na co




a ña ra



ti cas llo




col ra ca



lla bo ce



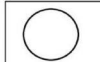
na ga lli



nó mi do



ga re lo



lo cir cu



ta pi ña

# Fichas de lectoescritura para ordenar sílabas


Nombre: \_\_\_\_\_

Fecha \_\_\_\_\_


no mo



to pa



ca va




ña pi ta



no pi



ma to te



vo pa



llón si




la ve



pa za tos



bo lo



na lu





- Nombra cada dibujos y colorea el cuadro de la sílaba con la que inicia cada imagen



li	lo	la	li	lo	lu	le	la	lo
lo	le	li	lo	li	la	le	la	li
lo	le	la	la	li	lo	lo	li	lu

# Silabas perdidas **m - m**


Escribe la silaba que falta.



\_\_\_no



\_\_\_sa



\_\_\_riposa




\_\_\_ñeca



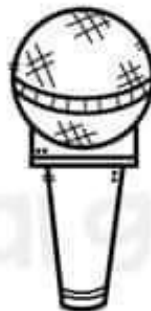
\_\_\_nzana



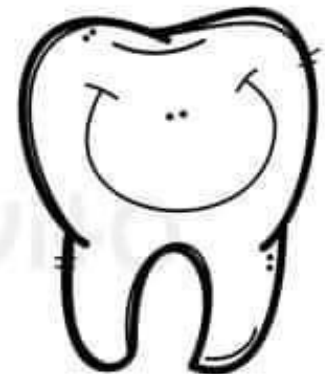
\_\_\_to



\_\_\_rcielago



\_\_\_cròfono



\_\_\_ela



**d**

Escribe la sílaba que hace falta para completar la palabra

<https://materialdidactico.org/>



\_\_\_do




\_\_\_do



\_\_\_nero




\_\_\_ente



\_\_\_lfin

2


\_\_\_s




\_\_\_lce



\_\_\_rmir



\_\_\_na



\_\_\_ende



\_\_\_r



\_\_\_razno



Escribe las vocales que le faltan a cada palabra.



h \_ j \_



h \_ l \_ d \_



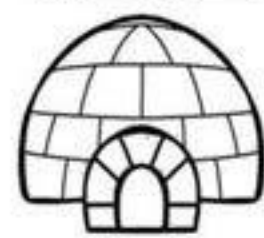
h \_ \_ l \_



h \_ l \_



\_ m \_ n



\_ g l \_




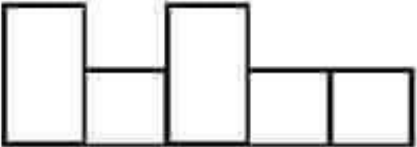



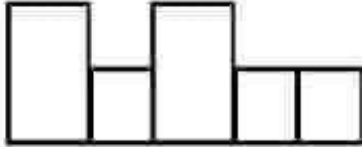



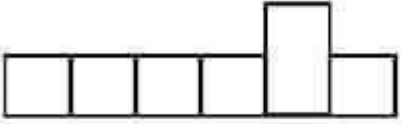
\_ g l \_ s \_ \_



\_ s l \_

# Leo y escribo











Lee	Encierra	Escribe
botas		
lobo		
botón		
barco		
escoba		

# ¡Vamos a completar palabras!

Completa la palabra con la sílaba que hace falta.

Después escribe la palabra completa.



	ba _ _ _ _ _ _		re _ _ _ _ _ _
	nu _ _ _ _ _ _		mo _ _ _ _ _ _
	ho _ _ _ _ _ _		ro _ _ _ _ _ _
	pu _ _ _ _ _ _		pi _ _ _ _ _ _

**S**

Escribe la sílaba que hace falta para completar la palabra

<https://materialdidactico.org/>



\_\_\_pa



\_\_\_po



\_\_\_milla




\_\_\_lla




\_\_\_éter



\_\_\_capunta



\_\_\_lbato



\_\_\_l



\_\_\_rpiente



\_\_\_rena



\_\_\_mbrero



\_\_\_l


palabras de 2 sílabas




C




S




B




T




F




C



Y



G



R



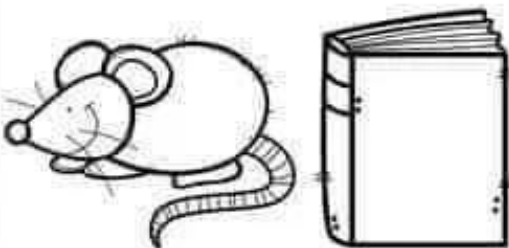
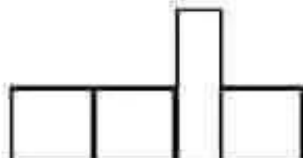

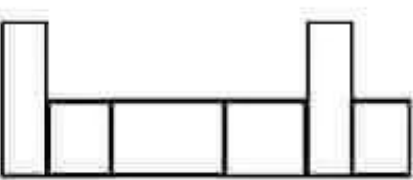



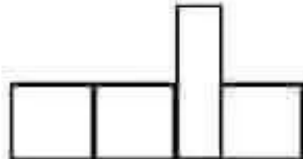

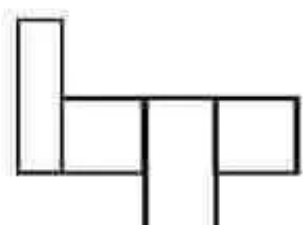
S








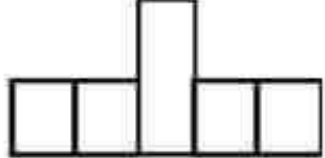

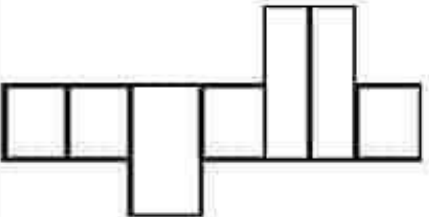

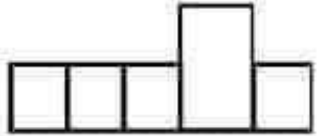
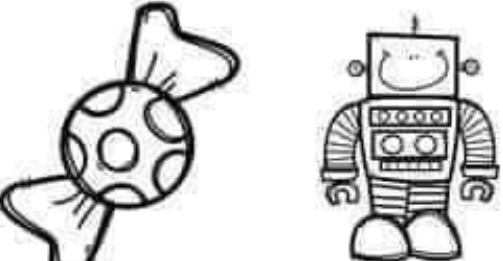

# Leo y escribo










Lee	Encierra	Escribe
rata		
tomate		
rosa		
isla		
lupa		

# Leo y escribo



Lee	Encierra	Escribe
circo		
cebra		
cepillo		
cerdo		
dulce		



Colorea	completa	copia
	 mbor	<hr/>
	 lefono	<hr/>
	 jeras	<hr/>
	 rtuga	<hr/>
	 lipan	<hr/>

Recorta las silabas y colócalas donde le corresponde:

ti	ta	tu	to	te
----	----	----	----	----

Ordena para formar palabras:




so ya pa




to za pa



co da mi



ne co jo



ca llo me



ja be a




ra pi ta




na man za



ja ran na



co ta me



llo ba ca



na ba lle

Nombre

# Leo y circulo



mamá  
cama



rosa  
palo



nido  
pelo



foca  
caja



foto  
hoja



niño  
nido



perro  
gato





pozo  
pala




jugo  
pato


Completa las palabras con una sílaba de los recuadros de la izquierda:


1.  ba\_\_\_ra

2.  mo\_\_\_da


3.  \_\_\_pillo

4.  e\_\_\_fante

5.  toma\_\_\_

6.  or\_\_\_nador

7.  cami\_\_\_ta

8.  ca\_\_\_za

Nombre \_\_\_\_\_ Fecha \_\_\_\_\_

Haz un círculo alrededor de la palabra que nombra el dibujo.

 <p>niña niño ñoña</p>	 <p>lino lana luna</p>	 <p>sopa sapo sepa</p>
 <p>mesa misa masa</p>	 <p>mano mono mina</p>	 <p>mesa misa masa</p>
 <p>tiza taza tazo</p>	 <p>rama ramo roma</p>	 <p>mono mina mano</p>



Arrastra las sílabas a su lugar correspondiente, luego selecciona la palabra formada.



Colorea	completa	copia
	□ ndú	
	mu □ ca	
	□ re	
	ni □	-----
	□	


Arrastra las sílabas y colócalas donde le corresponde:

ñu	ña	ñe	ñi	ño
----	----	----	----	----



Nombre: \_\_\_\_\_

Recorta y pega la silaba que corresponde



sa

se

si

so

su

sa

se

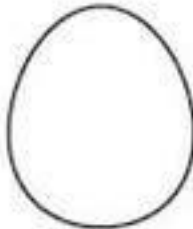
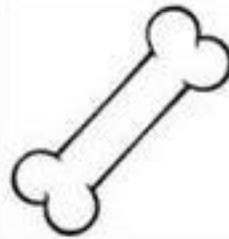


si

so

su

Recorta las palabras y pégalas en su dibujo correspondiente.

# Hh



helado

hueso

hielo

hada

helicóptero

hormiga

hipopótamo

hoja

hamburguesa

huevo


**b**

Escribe la sílaba que hace falta para completar la palabra

<https://materialdidactico.org/>



\_\_\_be



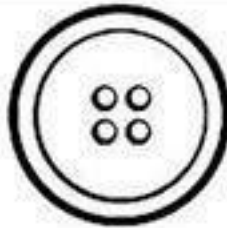
\_\_\_rro



\_\_\_cicleta



\_\_\_rco



\_\_\_tón



\_\_\_fanda



\_\_\_llete



\_\_\_llena




\_\_\_llota



\_\_\_tas



\_\_\_tella



\_\_\_gote