

RECORTA Y PEGA



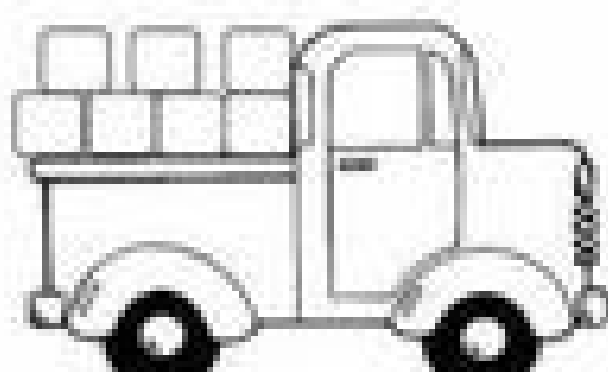
2 6 4 5



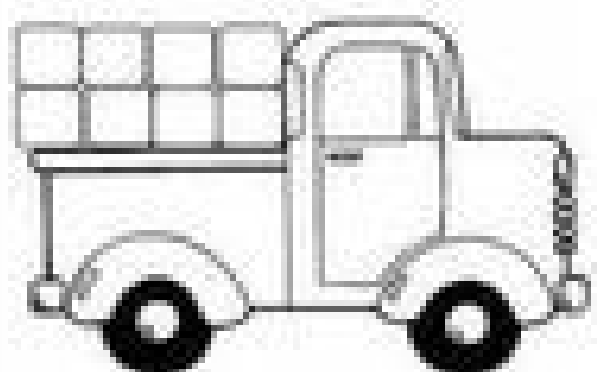
4 1 5 6



8 6 7 5



4 7 8 6




9 10 8 7




8 6 10 7



















- DELINEA CON DISTINTOS COLORES LOS NÚMEROS DEL CARTEL.
- ¿TE ANIMAS A LEERLOS MIENTRAS LOS ESCRIBES?
- EL NÚMERO MÁS GRANDE DEL CARTEL ES EL _____.



ANIMALINÚMEROS

ENCUENTRA LOS NÚMEROS ESCONDIDOS EN ESTE DIBUJO. ¿SABES CUÁNTO HAY? ¿SON MUY DIFÍCILES DE ENCONTRAR?
¡COMENZAMOS LA BÚSCADA COMO MÁS TE CONVENGA! ¿QUÉ NÚMERO APARECE MÁS VECEZ?











aboutpreschool.net

Colorear la cantidad de
cuadros indicado en cada
manzana

Kleur evenveel potloden

5	
2	
7	
1	
9	
3	
6	
8	

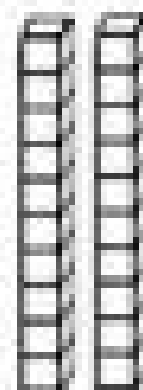




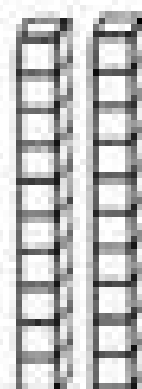






ESCOLA _____

NOME: _____

DATA: ____/____/____

COLEÇÃO DE EXERCÍCIOS



PINTANDO E REPRESENTANDO





Familia del 20

Cuenta y colorea




20 - 21 - 22 - 23

24 - 25 - 26 - 27

28 - 29

Nesneleri sayalım doğru kutucuğu bulup boyayalım.



14

11

12




12

15

13


BÜŞRA TEACHER



14

13

12



15

13

12

Elma



Tarih: .../.../2025

Elma için sayı yaz.

Melisa kaç tane Elma var

4 apples

5 apples

10 apples

6 apples

7 apples

3 apples

9 apples

5 apples

6 apples

2 apples

10 apples

7 apples

8 apples

6 apples

9 apples





5 apples

7 apples

10 apples



kleuren op code

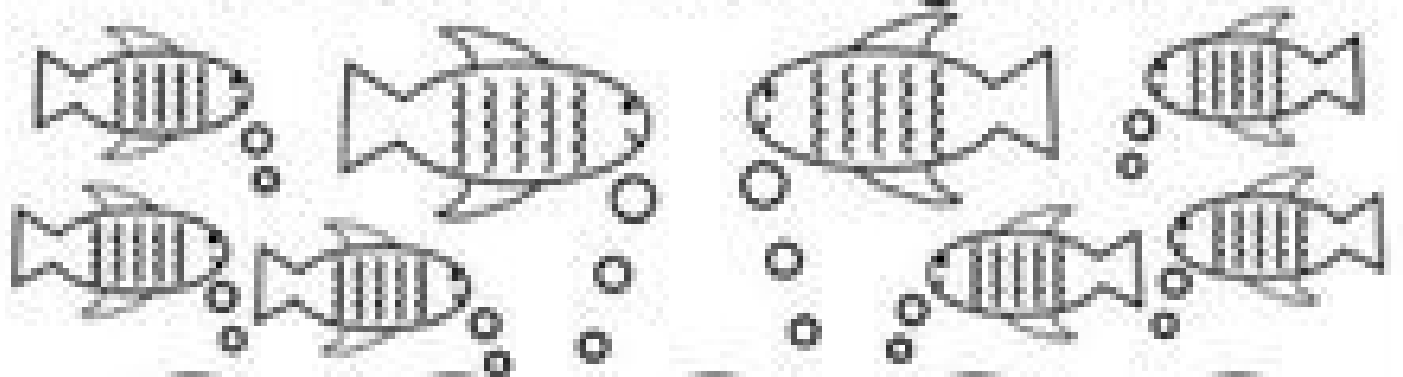


UMA CASA

VAMOS COLORIR TODOS OS NÚMEROS ESCONDIDOS.
DIGA O NOME DE CADA UM DELES.



Write each missing number.



1

5

6

10

11

15

16

20

21

25

26


30

ADDITION WORKSHEET

Name: _____

Date: _____


EXAMPLE:











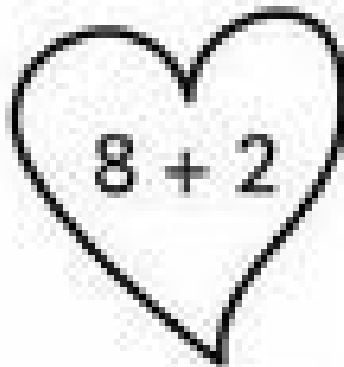
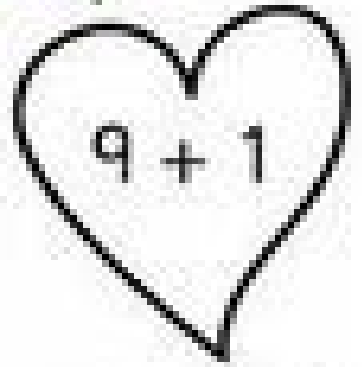
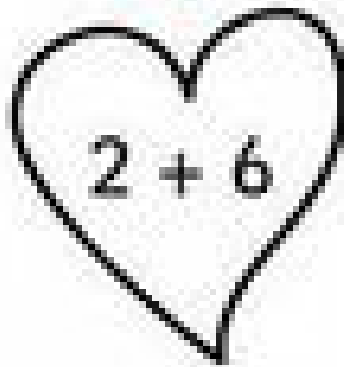
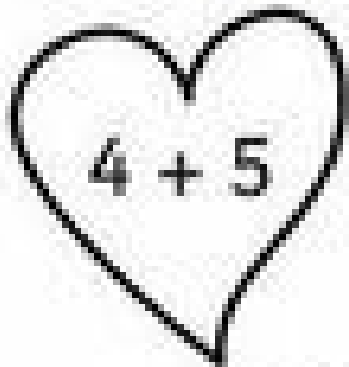


$$\underline{1} + \underline{2} = \underline{3}$$



$$\underline{\quad} + \underline{\quad} = \underline{\quad}$$

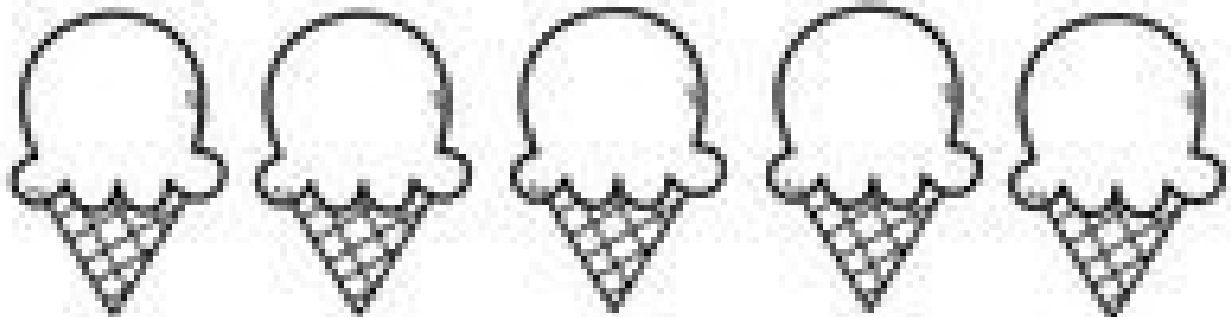


$$\underline{\quad} + \underline{\quad} = \underline{\quad}$$



NOMBRE: _____

Enumera y colorea los helados del 1 al 20





CONOZCO LOS NÚMEROS


TRAZA



COLOREA




Escribe anterior y posterior



REPASA




ESCRIBE



REPASA Y COLOREA



CUENTA Y MARCA



Name: _____ Grade: _____

$$\begin{array}{c} \text{5} \\ \text{Truck} \end{array} + \begin{array}{c} \text{3} \\ \text{Truck} \end{array} = \boxed{}$$


$$\begin{array}{c} \text{7} \\ \text{Truck} \end{array} + \begin{array}{c} \text{2} \\ \text{Truck} \end{array} = \boxed{}$$

$$\begin{array}{c} \text{5} \\ \text{Truck} \end{array} + \begin{array}{c} \text{3} \\ \text{Truck} \end{array} = \boxed{}$$

$$\begin{array}{c} \text{7} \\ \text{Truck} \end{array} + \begin{array}{c} \text{2} \\ \text{Truck} \end{array} = \boxed{}$$

$$\begin{array}{c} \text{5} \\ \text{Truck} \end{array} + \begin{array}{c} \text{3} \\ \text{Truck} \end{array} = \boxed{}$$

Acomoda los números donde corresponda



2

5

1

3

6

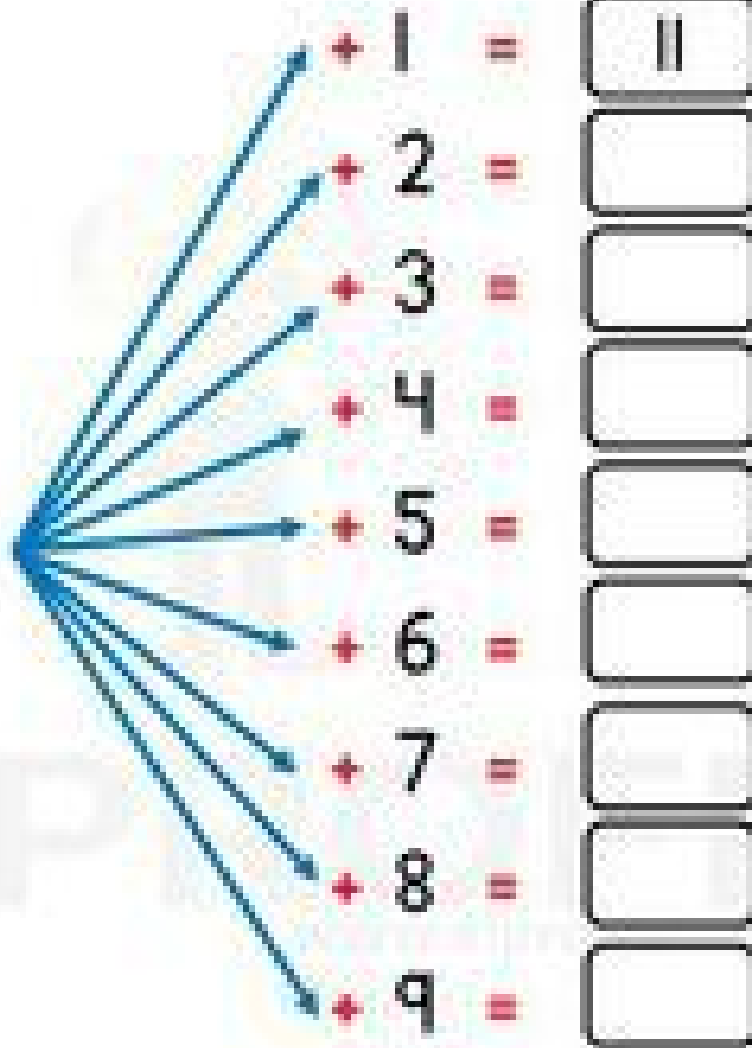
4

Nombre: _____



FAMILIA DEL 10






10













+ 1 =	<input type="text" value="11"/>
+ 2 =	<input type="text"/>
+ 3 =	<input type="text"/>
+ 4 =	<input type="text"/>
+ 5 =	<input type="text"/>
+ 6 =	<input type="text"/>
+ 7 =	<input type="text"/>
+ 8 =	<input type="text"/>
+ 9 =	<input type="text"/>






Completa según corresponde.






<input type="text" value="10"/>	<input type="text"/>	<input type="text"/>	<input type="text"/>	<input type="text"/>	<input type="text"/>	<input type="text"/>	<input type="text"/>	<input type="text"/>	<input type="text"/>
---------------------------------	----------------------	----------------------	----------------------	----------------------	----------------------	----------------------	----------------------	----------------------	----------------------


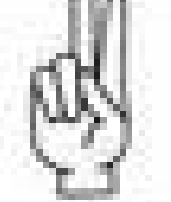



 +  =  +  = 


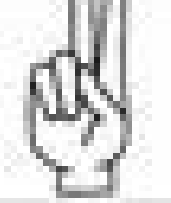



 +  =  +  = 

 +  =  +  = 


 +  =  +  = 

 +  =  +  = 

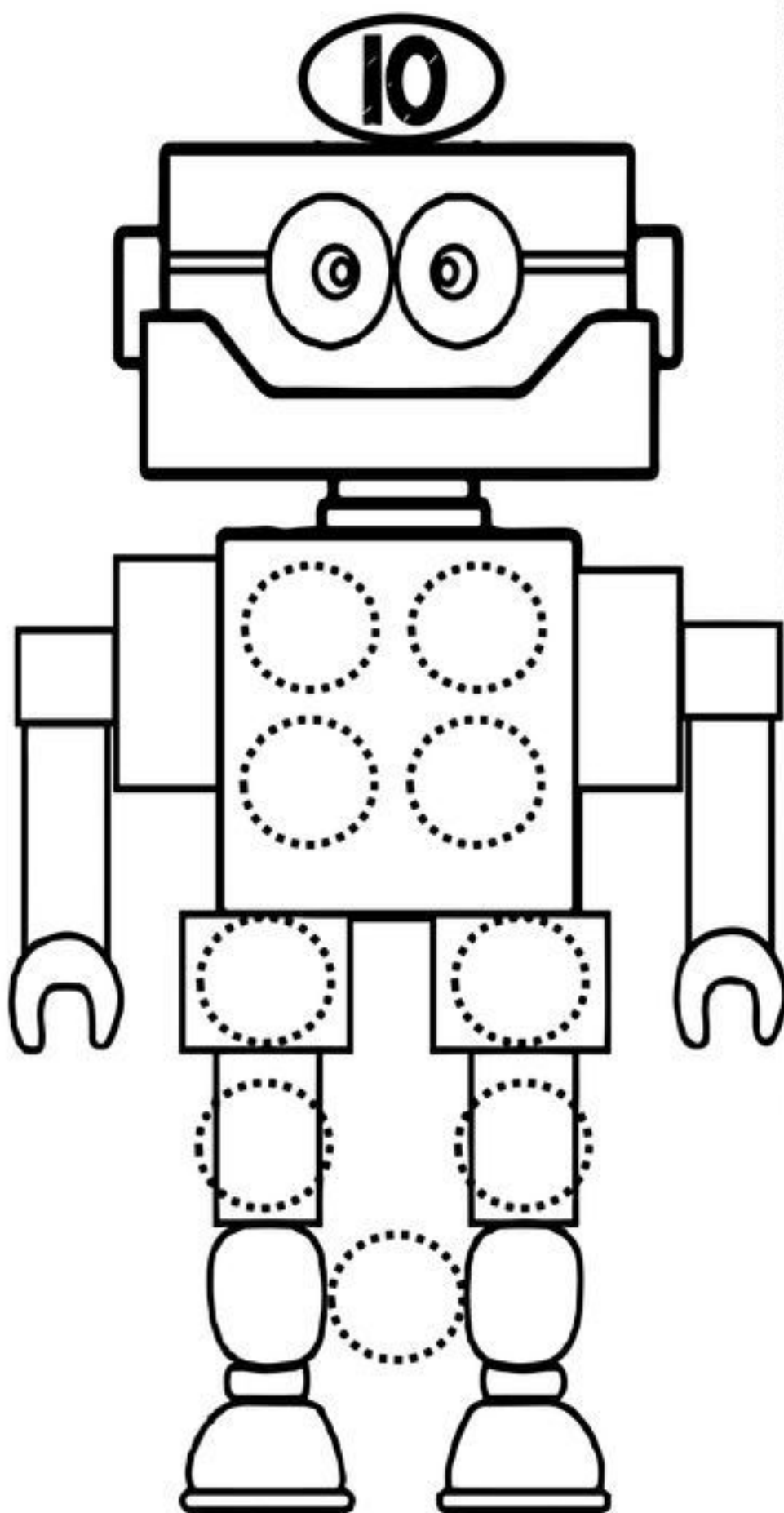
 +  =  +  = 

 +  =  +  = 


Say ve Boya



FAMÍLIA DOS NÚMEROS







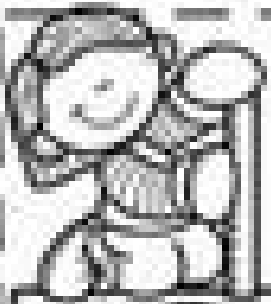
RECORTE E COLE:




Name _____

The Biggest Ice Cream Cone

Directions: Color the blocks to show how tall the cones are.







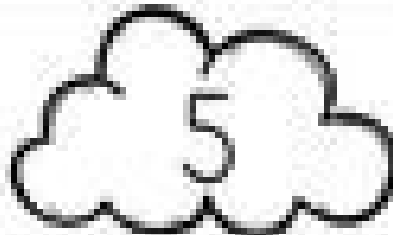















Números del 1 al 10





Instrucciones: Cobrad el número correcto de gotas.



**Número
Anterior**

**Número
Posterior**





1	4
3	5

2	5
4	1

3	2
5	4

4	3
1	2

5	1
2	3


1	2
5	4

3	5
2	1


2	4
3	1

3	4
5	2

Números del 1 al 20



Instrucciones: Colorea la imagen siguiendo las indicaciones.











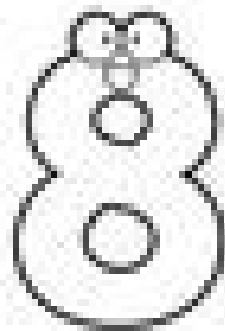

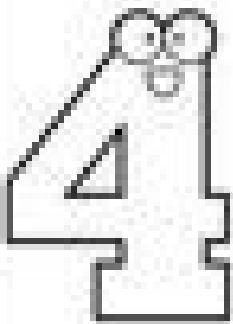

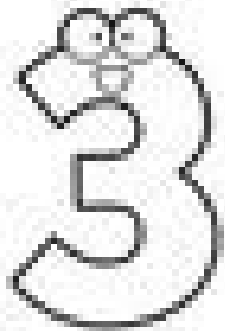









Counting Watermelon Seeds


Name: _____

Count the watermelon seeds. Cut and paste them next to their matching number. Color when finished.



DESCUBRE EL NÚMERO







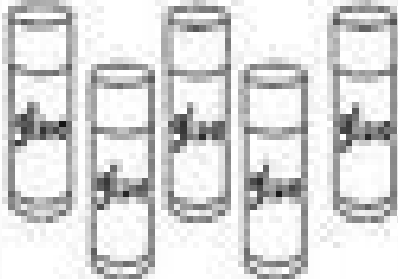














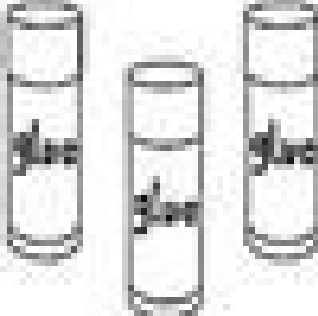


Colorea los número "20" que encuentres.





20	22	23	20	25	23	20
29	21	28	24	27	21	22
23	22	20	21	20	26	29
20	20	29	20	28	20	20
21	24	20	22	20	23	22
27	22	21	23	28	21	27
20	29	22	20	28	27	20

Material Gratuito


KAÇ TANE NESNE VAR SAY, BOYA.

























Números del 1 al 20



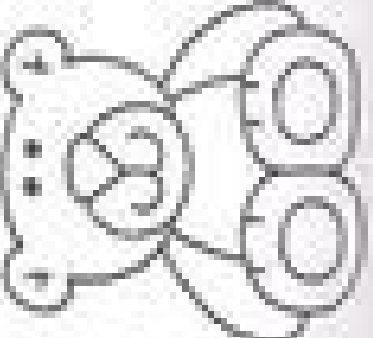




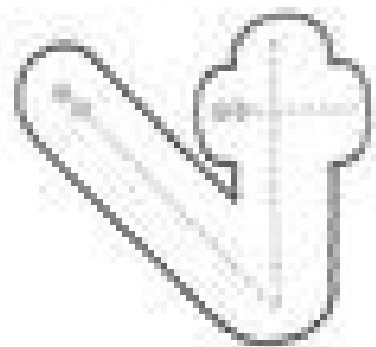
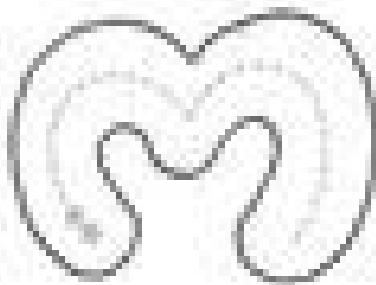

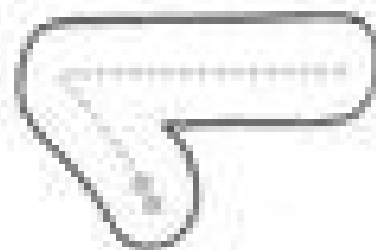
Instrucciones: Completa utilizando el material recortable



PARA CADA GRUPO, UN NÚMERO Y UN DADO

TRAZA CADA NÚMERO CON UN CILINDRO FINERO, UNA EL MISMO COLORE PARA COLOREAR LOS DADOS
Y EL GRUPO DE DIBUJOS QUE CORRESPONDA POR CANTIDAD.







Dikkat Çalışması

Rakamları renklerine göre boyayalım.



A collection of scattered digits from 0 to 9, each enclosed in a circle, intended for a matching or coloring activity. The digits are: 0, 1, 2, 3, 4, 5, 6, 7, 8, 9.





Troza y remarca la serie numérica

1	2	3	4	5
6	7	8	9	0
1	2	3	4	5
6	7	8	9	0


¿Qué viene después?



18		13		11	
2		17		20	
3		1		8	
14		19		0	
7		10		5	


© Pearson Education, Inc.

¿Qué viene antes?



	5		15		10
	2		12		17
	8		14		6
	9		19		11
	4		3		7

© Pearson Education, Inc.



RECORTA
Y
PEGA

21 22

23 24

25 26

27 28

29





Dot or paint the numbers according to the color code

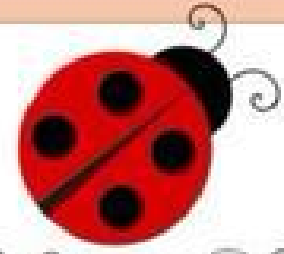


1	4	2	5	2	6	10
6	8	7	1	10	9	8
8	9	10	4	8	3	4
3	1	6	2	4	7	1
10	7	2	8	9	10	8
4	9	6	4	6	5	3
1	3	10	2	3	9	7
8	5	9	7	5	1	2

Çikolata damlalarını sayın ait olduğu kurabiye yapıştırm.



Eksik sayıları
tamamlayalım.



1

2

4

6

7

9

10



2

3

5

6

8

9



1

4

5

6

7

9

10



1

2

4

6

8

10



1

3

4

5

7

10

1

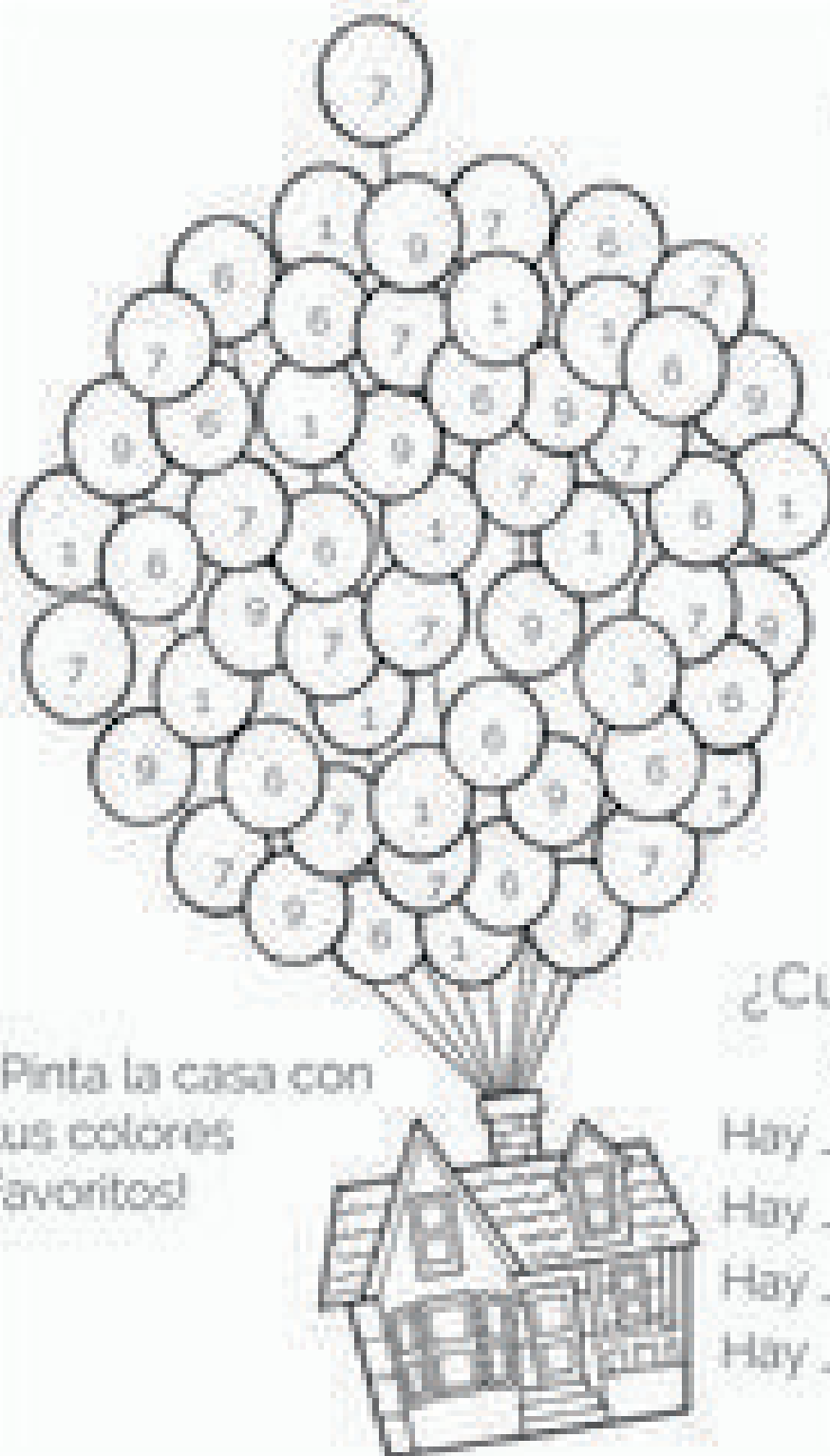
7

6

9

Colorea los globos con el color indicado.

©2004 por Scholastic Teaching Resources




Rojo 1
Amarillo 7
Morado 6
Azul 9

¡Pinta la casa con tus colores favoritos!


¿Cuántos hay de cada uno?

- Hay _ globos rojos.
- Hay _ globos amarillos.
- Hay _ globos morados.
- Hay _ globos azules.


25



26



27



10. Siguiendo la secuencia numérica escribe los números faltantes

1		3	4		
---	--	---	---	--	--

--

15		13			10		8
----	--	----	--	--	----	--	---

--

		19		21			24
--	--	----	--	----	--	--	----

25


	29			
--	----	--	--	--




Ονόμα:

Σχεδιάσε στο σώμα της κόμπας τόσα κυκλάκια όσα λέει ο αριθμός στην κάθε σειρά.


5




7



9



6





4



2



Compara estos números y coloca los signos y recuerda que el cocodrilo siempre quiere comer el número más grande.



y recuerda que el cocodrilo siempre quiere comer el número más grande.

$55 \bigcirc 38$

$28 \bigcirc 34$

$48 \bigcirc 84$

$58 \bigcirc 49$

$13 \bigcirc 45$

$29 \bigcirc 31$

$99 \bigcirc 84$

$80 \bigcirc 70$

$43 \bigcirc 29$

$27 \bigcirc 27$

$81 \bigcirc 72$

$36 \bigcirc 58$

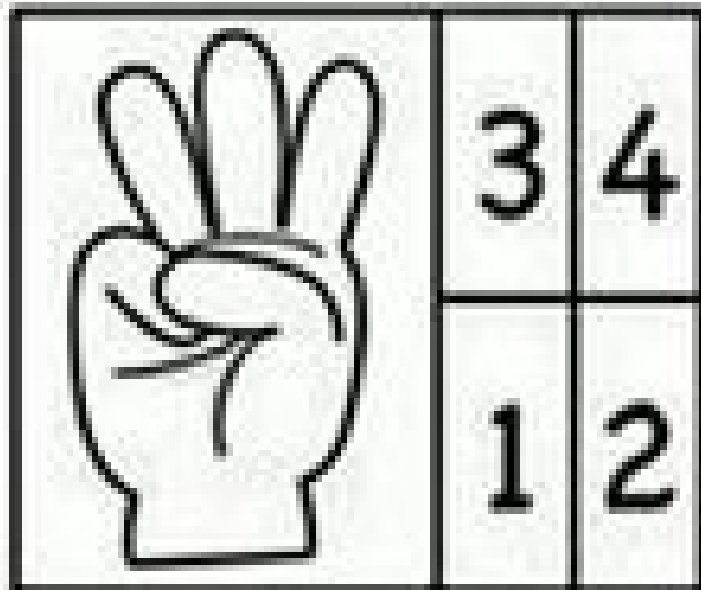
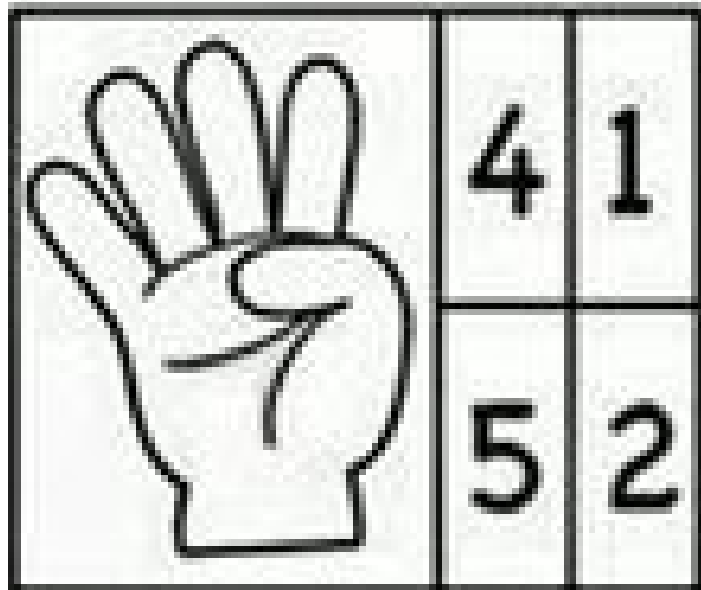
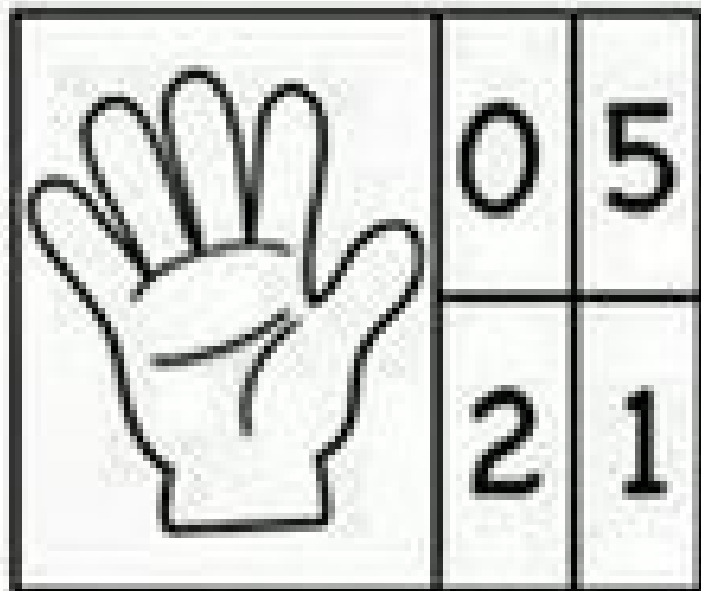
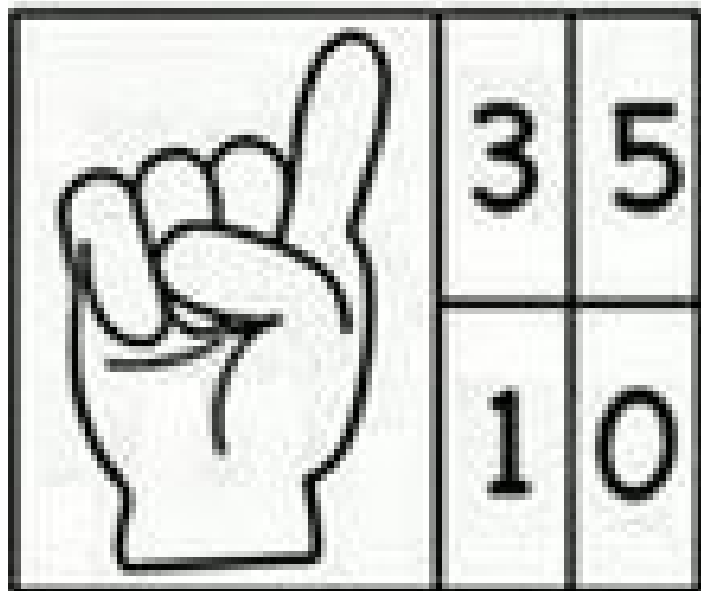
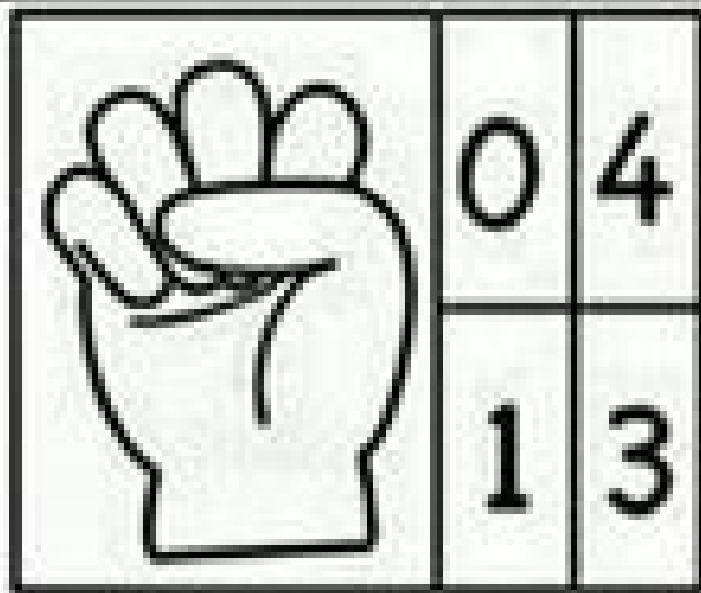

$16 \bigcirc 61$

$63 \bigcirc 36$

$39 \bigcirc 43$

$92 \bigcirc 88$






Say Ve Boya




Her sıradaki sayı kadar nesnelere boyar mısın?

2



1



4



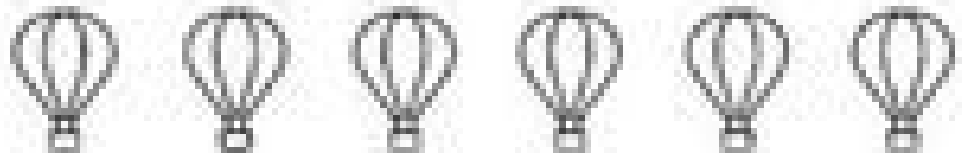
3




5




6







Vamos a comprar






¿Cuántas monedas necesitas para pagar? ¡Elije!



Papitas
\$8



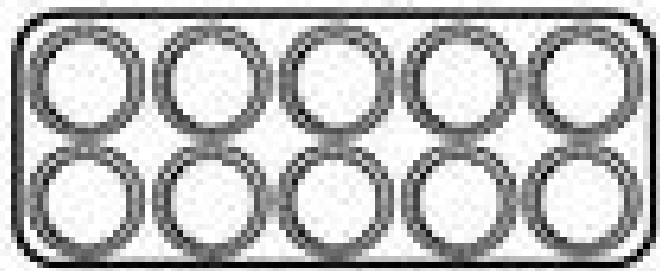
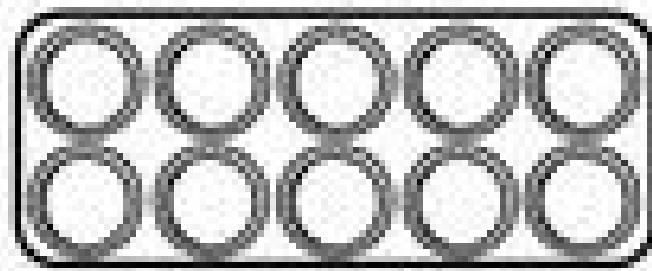
Pizza
\$10













Jugo
\$7

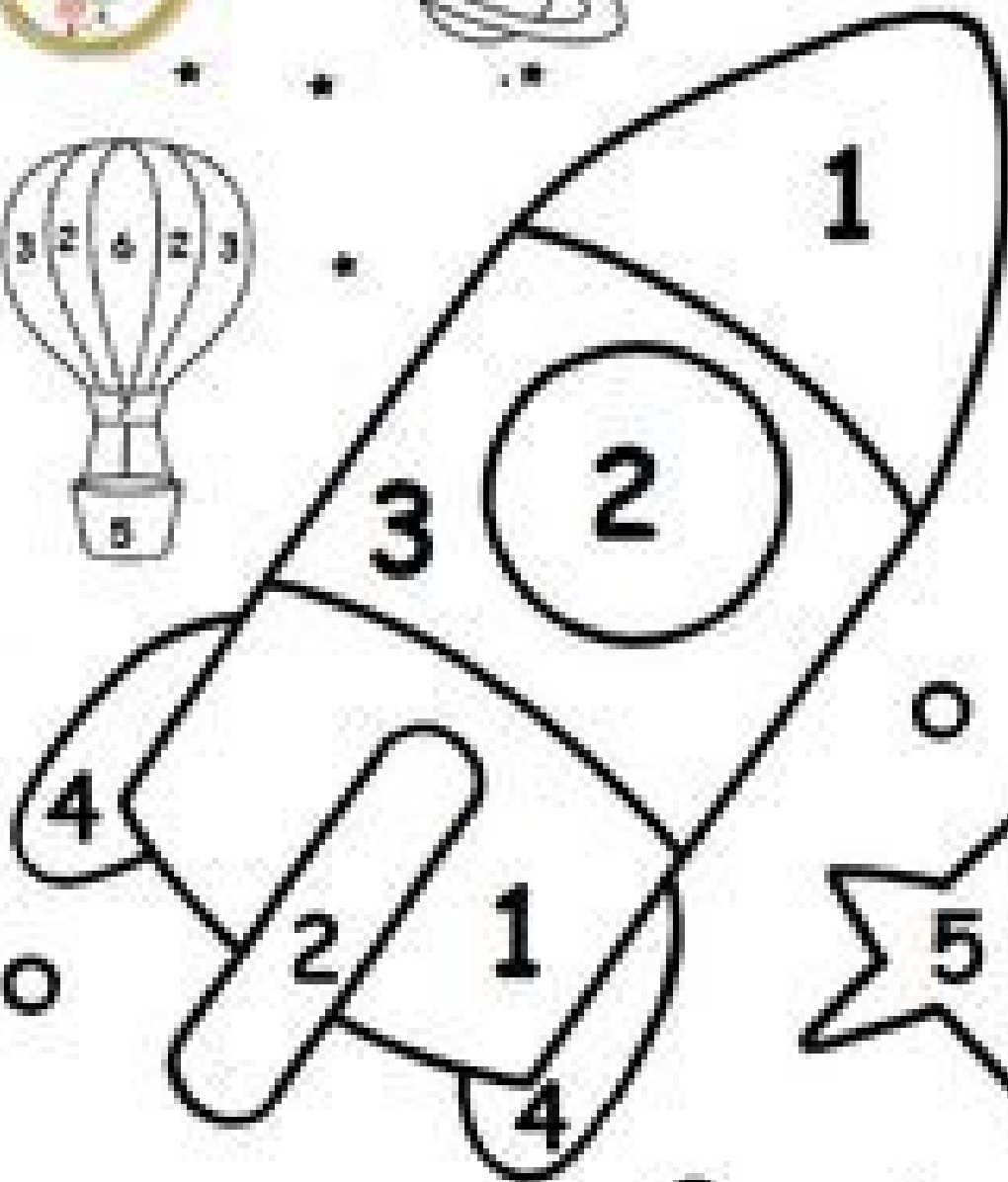
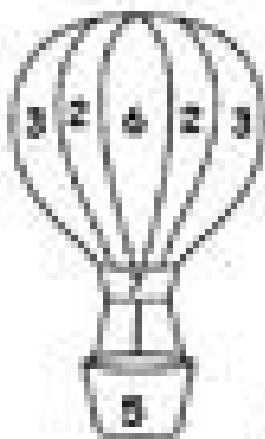


Helado
\$5









23

twenty three



23	23	23	23	23	23	23
23	23	23	23			
23	23	23				
23	23					
23						

Name: _____

Date: _____

Fill in the Missing Numbers



33

35

23

25

20

22

35

37

34

36

30

32

21

23

36

38

38

40

27

29

26

28

31

33

25

27

39




41

28


30

24


26



Números del 1 al 10




Instrucciones: Colorea el magni quando las indicaciones.



Nombre _____

COMPARAR NÚMEROS



9 2 7 5 10 5



--	--	--	--	--	--

5 5 0 3 10 8



>	=	>	<	<	>
---	---	---	---	---	---

Sigue la secuencia





A pintar

Colorea siguiendo el código de color.

11 

12 

13 


14 


15 

16 

17 

18 





RECORTE E COLE:

- 31
- 32
- 33
- 34
- 35
- 36
- 37
- 38
- 39


CONTAMOS HASTA EL NÚMERO 16



COLOREA este la cantidad que indica, DELINEA y ESCRIBE el número.




14




14	14				
----	----	--	--	--	--

15



15	15				
----	----	--	--	--	--









16



16	16				
----	----	--	--	--	--




ÇİÇEKLERİN BOYU KAÇ KUTUCUK SAYI,
BOYA.



¡BUENA Y COMIENZA LOS NÚMEROS ESCONDIDOS EN ESTE DIBUJO. ¡BUENA, ¡BUENA! ¡BUENA! ¡BUENA! ¡BUENA!

¡FIESTA DE DISFRACES!




ESCOLA: _____

TURMA: _____ DATA: ____ / ____ / ____

ALUNO: _____

SEQUÊNCIA NUMÉRICA




1	2	3	4	5	6
7	8	9	10	11	12
13	14	15	16	17	18
19	20	21	22	23	24
25	26	27	28	29	30

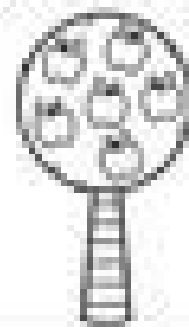
1 - OBSERVE O QUADRO DE NÚMEROS ACIMA E COMPLETE O QUADRO DE NÚMEROS ABAIXO



1					
7					
13					
19					
25					













Números del 1 al 20













Mundo ABC 

Instrucciones: Completa utilizando el material recortable.

Recorta por las líneas punteadas.


Completa la serie







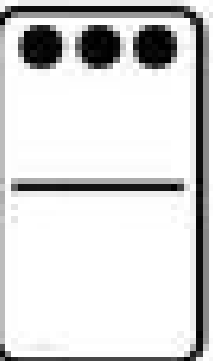







Completa la serie



Actividad 1 Recorta los foguitos de los números del 1 al 30.

1	2	3	4	5	6	7
8	9	10	11	12	13	14
15	16	17	18	19	20	21
22	23	24	25	26	27	28
29	30					

Actividad 1 Después de contar los recursos que faltan para tener la cantidad que indica cada niño.

Completar las sumas y colorear

$1+2=$



$3+4=$



$5+1=$



$4+3=$



$6+2=$



$8+1=$



$3+7=$



$7+2=$





CALCULA

$$\begin{array}{r} 249 \\ + 367 \\ \hline \end{array}$$

$$\begin{array}{r} 376 \\ + 585 \\ \hline \end{array}$$

$$\begin{array}{r} 328 \\ + 588 \\ \hline \end{array}$$

$$\begin{array}{r} 264 \\ + 477 \\ \hline \end{array}$$

$$\begin{array}{r} 817 \\ + 459 \\ \hline \end{array}$$

$$\begin{array}{r} 705 \\ + 596 \\ \hline \end{array}$$

$$\begin{array}{r} 523 \\ + 225 \\ \hline \end{array}$$

$$\begin{array}{r} 617 \\ + 518 \\ \hline \end{array}$$

$$\begin{array}{r} 122 \\ + 258 \\ \hline 273 \end{array}$$

$$\begin{array}{r} 457 \\ + 152 \\ \hline 203 \end{array}$$

$$\begin{array}{r} 240 \\ + 276 \\ \hline 153 \end{array}$$

$$\begin{array}{r} 376 \\ + 303 \\ \hline 187 \end{array}$$

$$\begin{array}{r} 21 \\ \times 9 \\ \hline \end{array}$$

$$\begin{array}{r} 43 \\ \times 3 \\ \hline \end{array}$$

$$\begin{array}{r} 50 \\ \times 8 \\ \hline \end{array}$$

$$\begin{array}{r} 74 \\ \times 2 \\ \hline \end{array}$$

$$\begin{array}{r} 90 \\ \times 4 \\ \hline \end{array}$$







$$618 + 200 + 100 =$$

$$752 - 500 =$$

$$307 + 200 + 400 =$$

$$865 - 400 =$$

Page 71 of 80





50 49 46 45
 43

33 34 36 38 41


31 28 26 25 23 22

11 13 14 16 17 19

9 7 4 3



1-100




2

5

7

9




11

13

16

18

20



21

24

27




32

35

37

39



41

44

50



53

55


58



62

66

69



71

74

77



81

83

90

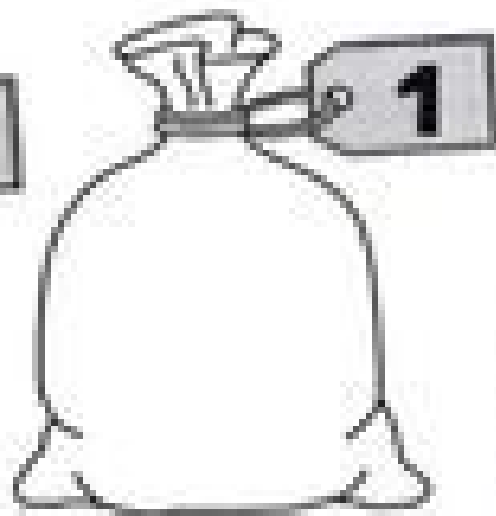
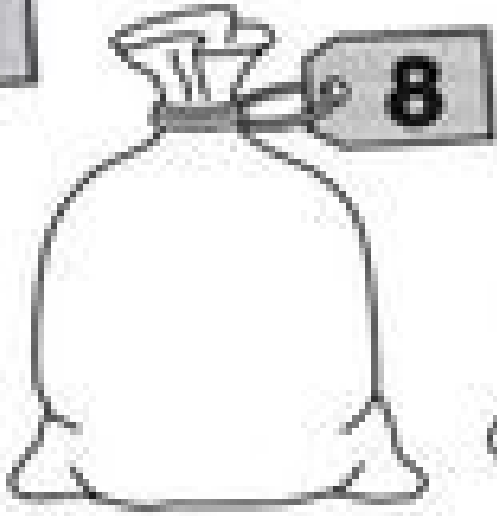

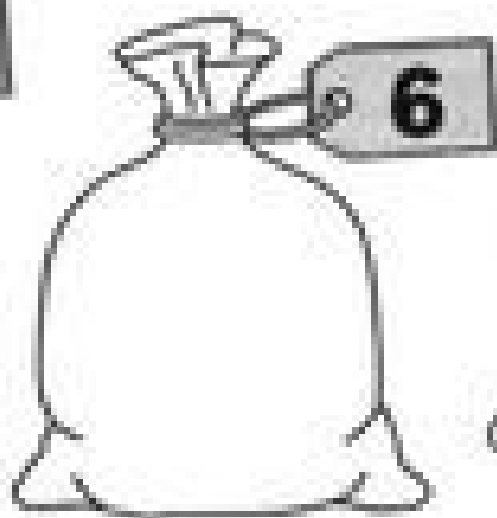


91



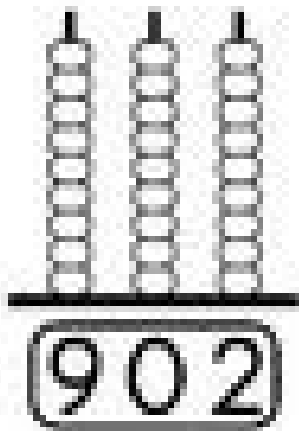
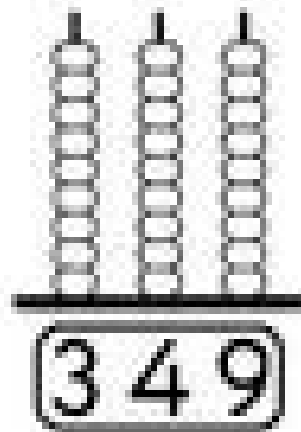
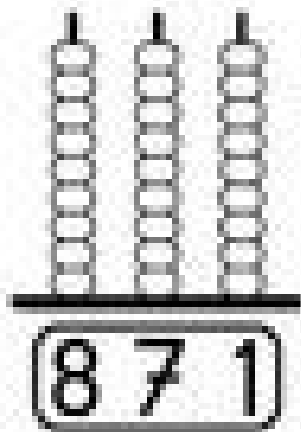
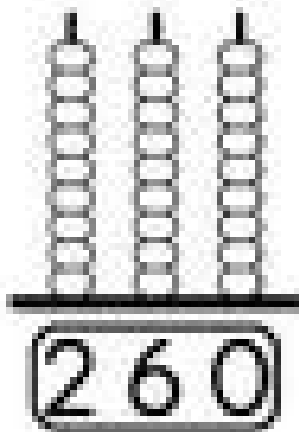

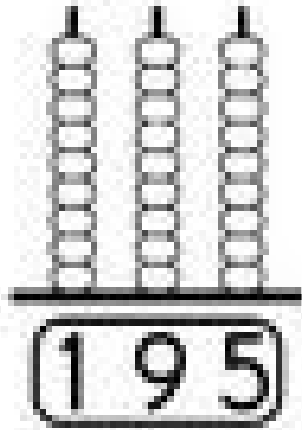

95

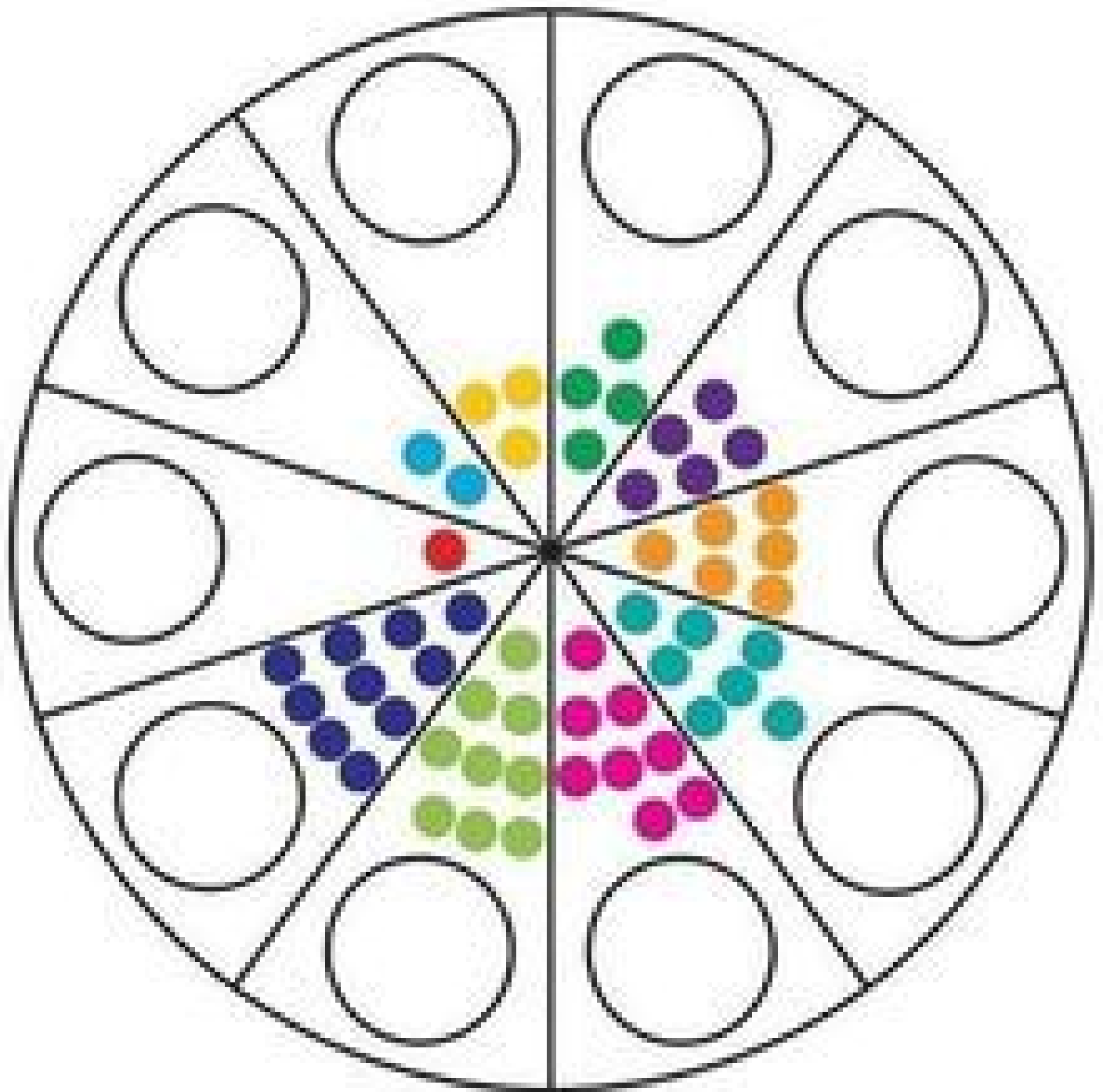
98

100



İSTENEN SAYI KADAR BONCUK BOYAMA





- 1
- 2
- 3
- 4
- 5
- 6
- 7
- 8
- 9
- 10

