


Nombre:.....

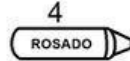
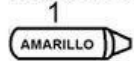
Fecha:.....

# COLOR POR NUMERO

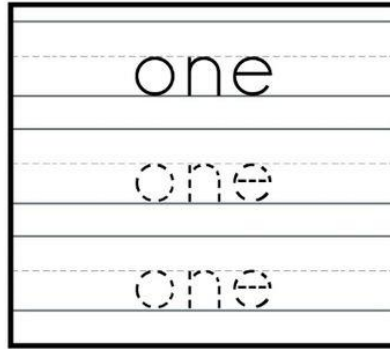

## PEZ



Clave de color





























Lea y traza los números



Name: \_\_\_\_\_

# Count How Many

Count the objects and color how many there are.

	1			3
	2			6
	3			5
	6			4
	7			2
	8			3
				
				
				
	4			7
	3			8
	5			6

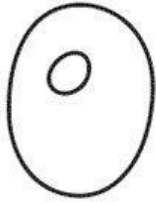
# NUMBERS 1-100

CHART

<b>1</b> ONE	<b>11</b> ELEVEN	<b>21</b> TWENTY-ONE	<b>31</b> THIRTY-ONE	<b>41</b> FORTY-ONE	<b>51</b> FIFTY-ONE	<b>61</b> SIXTY-ONE	<b>71</b> SEVENTY-ONE	<b>81</b> EIGHTY-ONE	<b>91</b> NINETY-ONE
<b>2</b> TWO	<b>12</b> TWELVE	<b>22</b> TWENTY-TWO	<b>32</b> THIRTY-TWO	<b>42</b> FORTY-TWO	<b>52</b> FIFTY-TWO	<b>62</b> SIXTY-TWO	<b>72</b> SEVENTY-TWO	<b>82</b> EIGHTY-TWO	<b>92</b> NINETY-TWO
<b>3</b> THREE	<b>13</b> THIRTEEN	<b>23</b> TWENTY-THREE	<b>33</b> THIRTY-THREE	<b>43</b> FORTY-THREE	<b>53</b> FIFTY-THREE	<b>63</b> SIXTY-THREE	<b>73</b> SEVENTY-THREE	<b>83</b> EIGHTY-THREE	<b>93</b> NINETY-THREE
<b>4</b> FOUR	<b>14</b> FOURTEEN	<b>24</b> TWENTY-FOUR	<b>34</b> THIRTY-FOUR	<b>44</b> FORTY-FOUR	<b>54</b> FIFTY-FOUR	<b>64</b> SIXTY-FOUR	<b>74</b> SEVENTY-FOUR	<b>84</b> EIGHTY-FOUR	<b>94</b> NINETY-FOUR
<b>5</b> FIVE	<b>15</b> FIFTEEN	<b>25</b> TWENTY-FIVE	<b>35</b> THIRTY-FIVE	<b>45</b> FORTY-FIVE	<b>55</b> FIFTY-FIVE	<b>65</b> SIXTY-FIVE	<b>75</b> SEVENTY-FIVE	<b>85</b> EIGHTY-FIVE	<b>95</b> NINETY-FIVE
<b>6</b> SIX	<b>16</b> SIXTEEN	<b>26</b> TWENTY-SIX	<b>36</b> THIRTY-SIX	<b>46</b> FORTY-SIX	<b>56</b> FIFTY-SIX	<b>66</b> SIXTY-SIX	<b>76</b> SEVENTY-SIX	<b>86</b> EIGHTY-SIX	<b>96</b> NINETY-SIX
<b>7</b> SEVEN	<b>17</b> SEVENTEEN	<b>27</b> TWENTY-SEVEN	<b>37</b> THIRTY-SEVEN	<b>47</b> FORTY-SEVEN	<b>57</b> FIFTY-SEVEN	<b>67</b> SIXTY-SEVEN	<b>77</b> SEVENTY-SEVEN	<b>87</b> EIGHTY-SEVEN	<b>97</b> NINETY-SEVEN
<b>8</b> EIGHT	<b>18</b> EIGHTEEN	<b>28</b> TWENTY-EIGHT	<b>38</b> THIRTY-EIGHT	<b>48</b> FORTY-EIGHT	<b>58</b> FIFTY-EIGHT	<b>68</b> SIXTY-EIGHT	<b>78</b> SEVENTY-EIGHT	<b>88</b> EIGHTY-EIGHT	<b>98</b> NINETY-EIGHT
<b>9</b> NINE	<b>19</b> NINETEEN	<b>29</b> TWENTY-NINE	<b>39</b> THIRTY-NINE	<b>49</b> FORTY-NINE	<b>59</b> FIFTY-NINE	<b>69</b> SIXTY-NINE	<b>79</b> SEVENTY-NINE	<b>89</b> EIGHTY-NINE	<b>99</b> NINETY-NINE
<b>10</b> TEN	<b>20</b> TWENTY	<b>30</b> THIRTY	<b>40</b> FORTY	<b>50</b> FIFTY	<b>60</b> SIXTY	<b>70</b> SEVENTY	<b>80</b> EIGHTY	<b>90</b> NINETY	<b>100</b> HUNDRED

Nombre: \_\_\_\_\_

Numbers



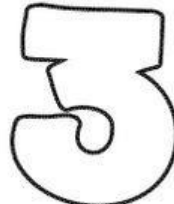
**zero**




**one**



**two**



**three**



**four**




**five**



**six**



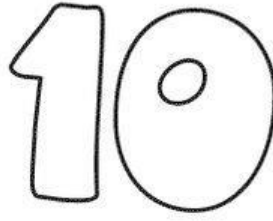
**seven**



**eight**



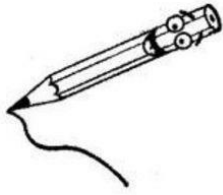
**nine**



**ten**

# NUMBERS

ENGLISH  
&  
FUN



Complete:

11 EL\_V\_N



12 \_WE\_V\_

13 TH\_RT\_\_N



14 F\_\_RTEEN

15 \_I\_TEEN



16 \_\_\_TEEN

17 SE\_\_NT\_\_N



18 EIG\_\_EEN

19 NI\_\_T\_EN



20 TW\_\_TY

---

Sent by Miriam Fernández Boraso (from Argentina)

---

# NUMBERS

Picture Dictionary

Name: \_\_\_\_\_

Date: \_\_\_\_\_

Let's count 1 to 10. Listen and repeat. Then trace.



One

Two

Three

Four



Five

Six

Seven

Eight



Nine

Ten



# NUMBERS 1-10

Escucha y elige la correcta

1

- TEN
- ONE
- SEVEN

8

- EIGHT
- NINE
- TWO

5

- ONE
- TEN
- FIVE

2

- TWO
- THREE
- NINE

3

- THREE
- FOUR
- NINE

9

- FIVE
- NINE
- TWO

7

- SEVEN
- ONE
- THREE

6

- TEN
- ONE
- SIX

4

- FOUR
- SIX
- EIGHT


10




- TEN
- TWO
- FOUR






Name: \_\_\_\_\_


# Numbers!




**Down** 




2.  8.  5. 


1.  4. 

3. 

**Across** 

6.  10.  9. 






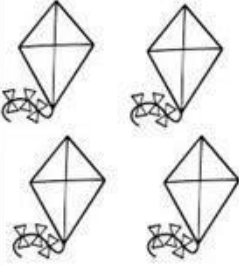
7.  4.  11. 




Free English Materials at [kateacher.com](http://kateacher.com)

Име \_\_\_\_\_, 1. клас

Оцвети кръгчето, което показва броя на предметите.

	<input type="radio"/> 1 <input type="radio"/> 2 <input type="radio"/> 3		<input type="radio"/> 1 <input type="radio"/> 2 <input type="radio"/> 3
	<input type="radio"/> 1 <input type="radio"/> 2 <input type="radio"/> 3		<input type="radio"/> 1 <input type="radio"/> 2 <input type="radio"/> 3
	<input type="radio"/> 2 <input type="radio"/> 3 <input type="radio"/> 5		<input type="radio"/> 0 <input type="radio"/> 3 <input type="radio"/> 4



OCHO-EIGHT

ocho ocho ocho  
eight eight eight  
8 8 8 8 8 8 8

**NUMBERS**

Let's count 1 to 10. Listen and repeat.

one	two	three	four
five	six	seven	eight
nine	ten		

# ORDINAL NUMBERS

0th	zeroth	10th	tenth	20th	twentieth
1st	first	11th	eleventh	21st	twenty-first
2nd	second	12th	twelfth	22nd	twenty-second
3rd	third	13th	thirteenth	23rd	twenty-third
4th	fourth	14th	fourteenth	24th	twenty-fourth
5th	fifth	15th	fifteenth	25th	twenty-fifth
6th	sixth	16th	sixteenth	26th	twenty-sixth
7th	seventh	17th	seventeenth	27th	twenty-seventh
8th	eighth	18th	eighteenth	28th	twenty-eighth
9th	ninth	19th	nineteenth	29th	twenty-ninth
30th	thirtieth	40th	fortieth	50th	fiftieth
31st	thirty-first	41st	forty-first	51st	fifty-first
32nd	thirty-second	42nd	forty-second	52nd	fifty-second
33rd	thirty-third	43rd	forty-third	53rd	fifty-third
34th	thirty-fourth	44th	forty-fourth	54th	fifty-fourth
35th	thirty-fifth	45th	forty-fifth	55th	fifty-fifth
36th	thirty-sixth	46th	forty-sixth	56th	fifty-sixth
37th	thirty-seventh	47th	forty-seventh	57th	fifty-seventh
38th	thirty-eighth	48th	forty-eighth	58th	fifty-eighth
39th	thirty-ninth	49th	forty-ninth	59th	fifty-ninth
60th	sixtieth	70th	seventieth	80th	eightieth
61st	sixty-first	71st	seventy-first	81st	eighty-first
62nd	sixty-second	72nd	seventy-second	82nd	eighty-second
63rd	sixty-third	73rd	seventy-third	83rd	eighty-third
64th	sixty-fourth	74th	seventy-fourth	84th	eighty-fourth
65th	sixty-fifth	75th	seventy-fifth	85th	eighty-fifth
66th	sixty-sixth	76th	seventy-sixth	86th	eighty-sixth
67th	sixty-seventh	77th	seventy-seventh	87th	eighty-seventh
68th	sixty-eighth	78th	seventy-eighth	88th	eighty-eighth
69th	sixty-ninth	79th	seventy-ninth	89th	eighty-ninth



# NUMBERS 1 - 100

FIND THESE WORDS.

- TEN
- TWENTY
- THIRTY
- FORTY
- FIFTY
- SIXTY
- SEVENTY
- EIGHTY
- NINETY
- ONE HUNDRED

T	S	Y	E	J	M	A	H	V	N	S	F	Q
S	O	N	E	H	U	N	D	R	E	D	K	I
F	E	S	R	V	P	X	Q	O	T	X	E	T
O	F	V	W	H	G	W	F	W	V	X	X	E
R	F	I	E	T	X	X	S	K	O	U	B	N
T	N	J	F	N	E	C	G	Q	G	E	B	F
Y	R	I	R	T	T	A	E	Y	A	A	N	F
U	K	P	N	Q	Y	Y	W	H	T	F	P	U
T	D	F	I	E	W	N	T	W	E	N	T	Y
K	S	B	Q	R	T	A	R	S	I	X	T	Y
T	H	I	R	T	Y	Y	E	R	E	G	W	A
U	X	W	F	F	U	J	L	T	H	U	M	K
Q	J	H	C	L	I	E	E	I	G	H	T	Y

BEFORE AND AFTER.

\_\_\_\_\_ FORTY EIGHT \_\_\_\_\_

\_\_\_\_\_ EIGHTY FIVE \_\_\_\_\_

\_\_\_\_\_ FIFTY THREE \_\_\_\_\_

\_\_\_\_\_ THIRTY TWO \_\_\_\_\_

\_\_\_\_\_ TWENTY FOUR \_\_\_\_\_

\_\_\_\_\_ SIXTY SEVEN \_\_\_\_\_

\_\_\_\_\_ NINETY SIX \_\_\_\_\_

Name \_\_\_\_\_

# Before-Between- After

Directions: Write the number that comes before, between and after each number.

**Before**

\_\_\_ 8

\_\_\_ 17

\_\_\_ 12

\_\_\_ 1

\_\_\_ 20

\_\_\_ 44

\_\_\_ 65

**Between**

1 \_\_\_ 3

20 \_\_\_ 22

8 \_\_\_ 10

14 \_\_\_ 16

31 \_\_\_ 33

19 \_\_\_ 21

11 \_\_\_ 13

**After**

6 \_\_\_

13 \_\_\_

29 \_\_\_

34 \_\_\_


17 \_\_\_

42 \_\_\_

39 \_\_\_

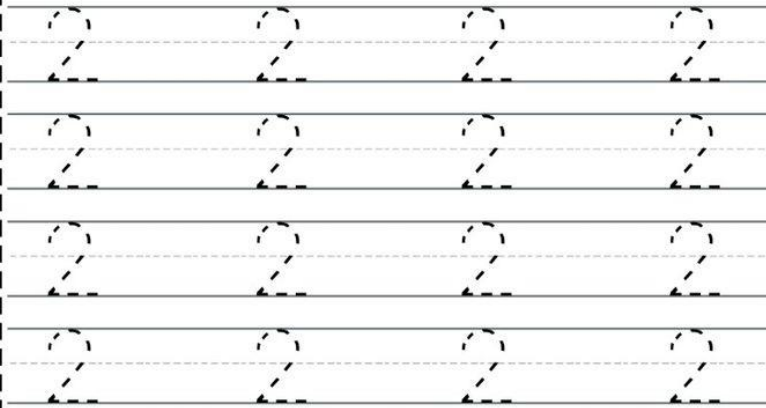
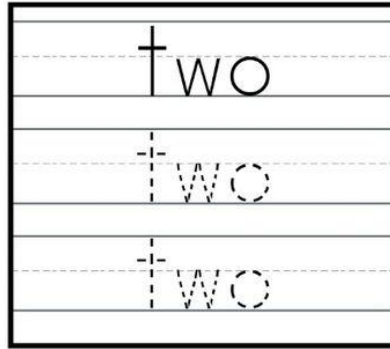
© Annie Porfatto • The Porfatto Girls 2013





one

Lea y traza los números








Nombre: \_\_\_\_\_

# Números del 1 al 10



Relaciona cada grupo con su número en inglés. Colorea los dibujos.



**one**

**eight**

**five**

**nine**

**two**



**six**

**ten**

**four**

**three**


**seven**



# Colors

Name: \_\_\_\_\_ Date: \_\_\_\_\_

## Color the Sharks!



Number one is red  
Number two is yellow  
Number three is black  
Number four is blue  
Number five is orange  
Number six is grey

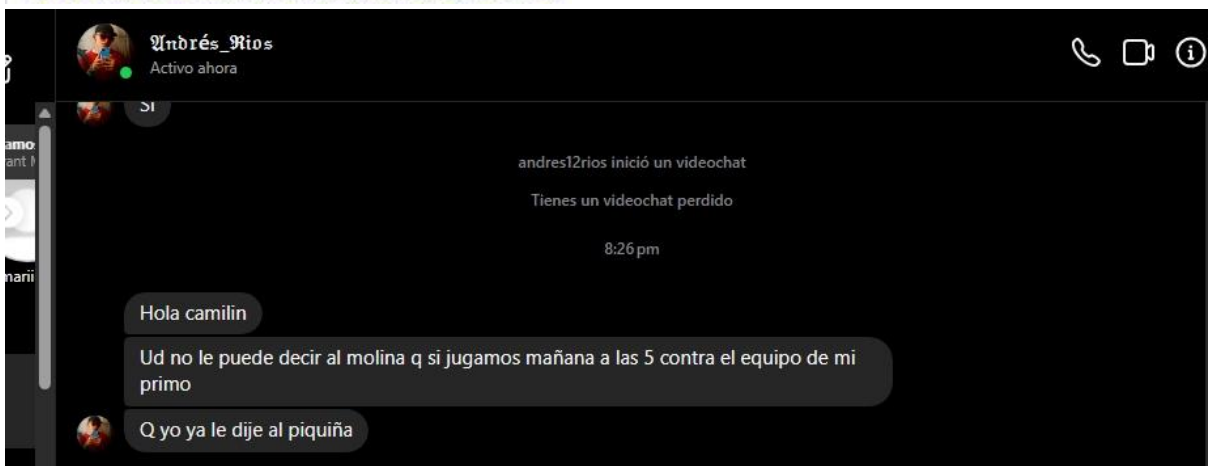
Number seven is white  
Number eight is purple  
Number nine is brown

Name: \_\_\_\_\_ Date: \_\_\_\_\_

Match the number with its name

TEN	13
ELEVEN	16
TWELVE	11
THIRTEEN	19
FOURTEEN	17
FIFTEEN	12
SIXTEEN	10
SEVENTEEN	15
EIGHTEEN	20
NINETEEN	18
TWENTY	14







Name : \_\_\_\_\_ Number : \_\_\_\_\_ Date : \_\_\_\_\_





## Numbers

สูงสูงจ้า ให้เด็กๆ นับภาพ แล้ว O ล้อมรอบคำศัพท์ จำนวนที่ถูกต้อง


1.   
four five six

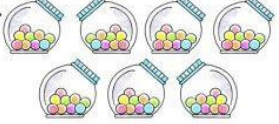
5.   
three two one

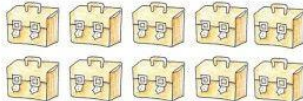
2.   
two three four

6.   
one two three

3.   
seven eight nine

7.   
four five six

4.   
six seven eight

8.   
eight ten six

C เพจ : สื่อเพื่อการเรียนรู้โดยสูงสูงจ้า

สื่อเพื่อการเรียนรู้ "ห้ามจำหน่าย"

# THE NUMBERS

1. Write the number in English.



thirty   fifty   ten   seventy   ninety  
sixty   twenty   eighty   forty   one hundred

90

40

70

10

50

20

100

60

30

80



2. Read and match these numbers.

- |                |                          |                |                          |                      |                          |
|----------------|--------------------------|----------------|--------------------------|----------------------|--------------------------|
| a. seventy one | <input type="checkbox"/> | d. sixty six   | <input type="checkbox"/> | g. thirty two        | <input type="checkbox"/> |
| b. twenty five | <input type="checkbox"/> | e. twenty      | <input type="checkbox"/> | h. one hundred six   | <input type="checkbox"/> |
| c. forty eight | <input type="checkbox"/> | f. ninety nine | <input type="checkbox"/> | i. one hundred forty | <input type="checkbox"/> |

87   99   71   20   140   66   32   25   106   48

ONE  
1   
UNO

TWO  
2   
DOS

THREE  
3   
TRES

FOUR  
4   
CUATRO

FIVE  
5   
CINCO

SIX  
6   
SEIS

SEVEN  
7   
SIETE

EIGHT  
8   
OCHO

NINE  
9   
NUEVE

APUNTESDEINGLES.COM

Name: .....



(a boy)



(a girl)



(a thing)



.....is running



..... is a globe



.....has a cat



.....is a flower



..... is a shirt



.....is a flower



.....is my bike



..... is going to school



..... is skiing



LET'S THINK!

Complete with the missing number.

1) TWO + SEVEN : \_\_\_\_\_

2) NINE + \_\_\_\_\_ : TEN

3) THREE + \_\_\_\_\_ : SIX

4) EIGHT + TWO: \_\_\_\_\_

5) FOUR + \_\_\_\_\_ : EIGHT

6) TWO + SIX: \_\_\_\_\_

7) TEN – FOUR: \_\_\_\_\_

8) \_\_\_\_\_ - THREE: FOUR

9) EIGHT – SIX: \_\_\_\_\_

10) EIGHT- \_\_\_\_\_ : THREE

ONE

TWO

THREE

SEVEN

FOUR

SIX

EIGHT

NINE

FIVE

TEN

Cuenta los dedos de cada mano y une con el número correcto



5

10

1

8

4

7


3

2

6

0

9



# NUMBERS

Picture Dictionary

Name: \_\_\_\_\_

Date: \_\_\_\_\_

Let's count 1 to 10. Listen and repeat. Then trace.



One Two Three Four



Five Six Seven Eight



Nine Ten



## NUMBERS 21 TO 30



21

twenty two



24

twenty five



23

twenty six



26

twenty seven



22

twenty nine



25

twenty four



29

twenty one



30

twenty three



27

thirty



28

twenty eight


<b>1</b> one	<b>2</b> two	<b>3</b> three	<b>4</b> four	<b>5</b> five
<b>6</b> six	<b>7</b> seven	<b>8</b> eight	<b>9</b> nine	<b>10</b> ten
<b>11</b> eleven	<b>12</b> twelve	<b>13</b> thirteen	<b>14</b> fourteen	<b>15</b> fifteen
<b>16</b> sixteen	<b>17</b> seventeen	<b>18</b> eighteen	<b>19</b> nineteen	<b>20</b> twenty



Name \_\_\_\_\_

Trace the numbers and words. Cut out the images. Match each number in the box with the cut out images by pasting it inside the box on the right.

1	one	paste
2	two	paste
3	three	paste
4	four	paste
5	five	paste



# Numbers 11-20

Drag and drop.



E L E

V E N



T L E

V E W



E I H T

E T R N



E O E T

F N U R



F E I

F T E N



E I E

X T S N



V E E T E

E S N N



N I E T

G E E H



I N N E

E N T E



T W T

Y E N



# NUMBERS 1-10

Name: \_\_\_\_\_

Date: \_\_\_/\_\_\_/\_\_\_

Worksheet # \_\_\_\_\_

Match! Use the same colour to match the numbers.



5

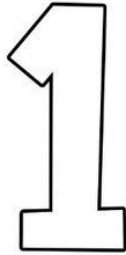
szchallenge.weebly.com



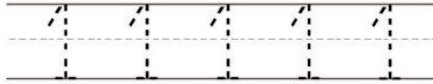
## NUMBERS 21 TO 30

21	twenty two
24	twenty five
23	twenty six
26	twenty seven
22	twenty nine
25	twenty four
29	twenty one
30	twenty three
27	thirty
28	twenty eight


Aprendamos el número 1.



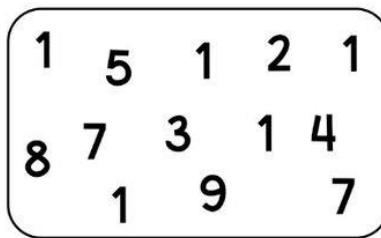
Trazamos los numeros.




Colorear un círculo.



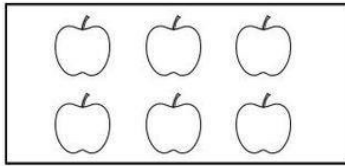
Encierra el número 1.



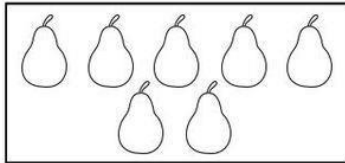
Colorea 1 dedo.




# COUNT AND MATCH



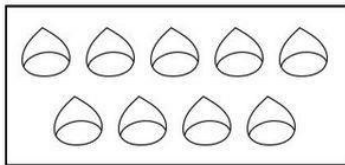
**8 EIGHT**



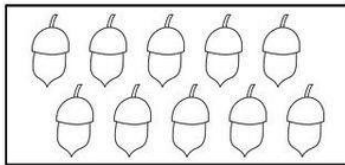
**6 SIX**



**7 SEVEN**



**10 TEN**





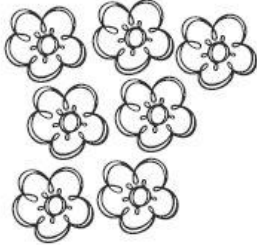
**9 NINE**

Nombre: \_\_\_\_\_



# Números del 1 al 10



Relaciona cada grupo con su número en francés. Colorea los dibujos.



**un**  
**huit**  
**Cinq**  
**neuf**  
**deux**  
**Six**  
**dix**  
**quatre**  
**trois**  
**sept**











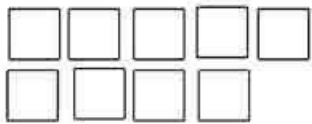

TEACHER ANTO

# numbers

<b>1</b> one	<b>2</b> two	<b>3</b> three	<b>4</b> four
<b>5</b> five	<b>6</b> six	<b>7</b> seven	<b>8</b> eight
<b>9</b> nine	<b>10</b> ten	<b>11</b> eleven	<b>12</b> twelve
<b>13</b> thirteen	<b>14</b> fourteen	<b>15</b> fifteen	<b>16</b> sixteen
<b>17</b> seventeen	<b>18</b> eighteen	<b>19</b> nineteen	<b>20</b> twenty

# NUMBERS 1-10

Match the picture to the word and the number:

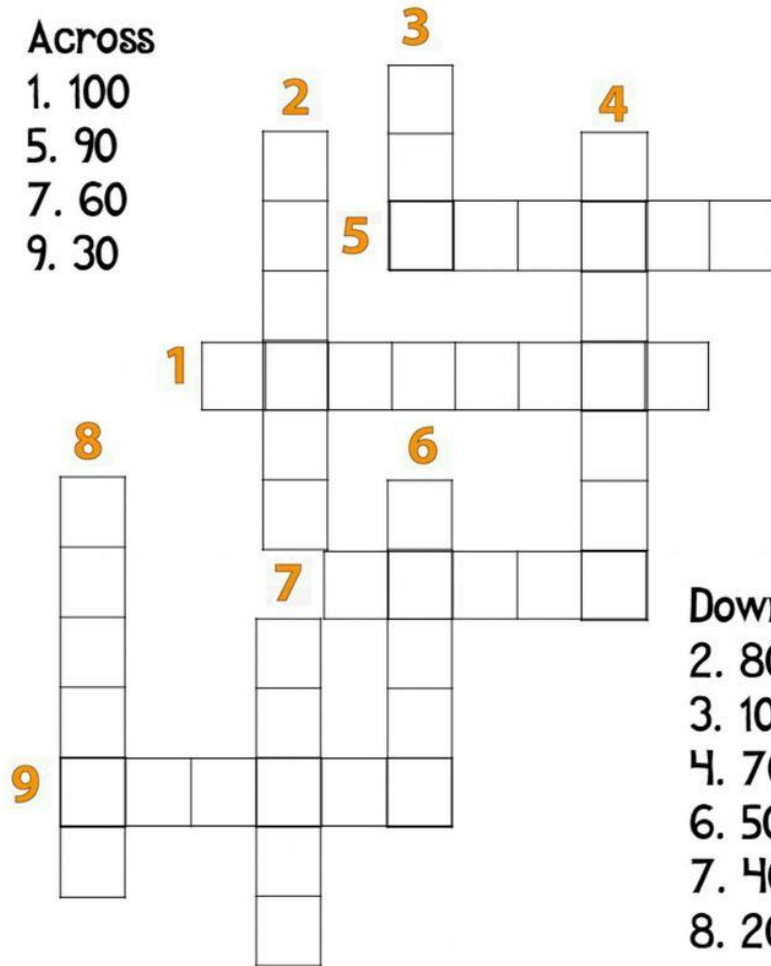
8		nine
1		four
3		seven
7		one
2		five
10		eight
4		two
9		ten
6		three
5		six

# CROSSWORD PUZZLES

## NUMBERS 10-100

### Across

- 1. 100
- 5. 90
- 7. 60
- 9. 30



### Down

- 2. 80
- 3. 10
- 4. 70
- 6. 50
- 7. 40
- 8. 20

LIVEWORKSHEETS

Colour the numbers and match.

100	60	ten	twenty
30	10	thirty	forty
50	20	fifty	sixty
70	90	seventy	eighty
80	40	ninety	a hundred

www.teachers-zone.com

Colour the numbers and match.

100	60	ten	twenty
30	10	thirty	forty
50	20	fifty	sixty
70	90	seventy	eighty
80	40	ninety	a hundred

www.teachers-zone.com





## NUMBERS TEST

Write the words.

1. one	11.
2.	12.
3.	13.
4.	14.
5.	15.
6.	16.
7.	17.
8.	18.
9.	19.
10.	20.

# NUMBERS 21-30

WRITE

= **TWENTY-ONE**

= **TWENTY-TWO**

= **TWENTY-THREE**

= **TWENTY-FOUR**

= **TWENTY-FIVE**

= **TWENTY-SIX**

= **TWENTY-SEVEN**

= **TWENTY-EIGHT**

= **TWENTY-NINE**

= **THIRTY**

# numbers

<b>1</b> one	<b>2</b> two	<b>3</b> three	<b>4</b> four
<b>5</b> five	<b>6</b> six	<b>7</b> seven	<b>8</b> eight
<b>9</b> nine	<b>10</b> ten	<b>11</b> eleven	<b>12</b> twelve
<b>13</b> thirteen	<b>14</b> fourteen	<b>15</b> fifteen	<b>16</b> sixteen
<b>17</b> seventeen	<b>18</b> eighteen	<b>19</b> nineteen	<b>20</b> twenty











Name: \_\_\_\_\_



Draw a line to match the numerals to the correct number word.

40	Fifty
41	Forty-four
42	Forty-six
43	Forty-nine
44	Forty-five
45	Forty-two
46	Forty-eight
47	Forty-three
48	Forty
49	Forty-one
50	Forty-seven

Recorta y pega.

 one	 two	 three	 four	 five
 six	 seven	 eight	 nine	 ten

portaldeeducacion.com

1	6	3	10	9
7	5	8	4	2



Color the circle that represents the name of the number

Seven= (8) (3) (7)

Nine= (2) (9) (5)

Five (6) (0) (2)

Ten= (9) (10) (3)

Three= (4) (3) (1)

Two= (2) (7) (9)

Six= (9) (4) (6)

Eight= (7) (8) (1)

One= (1) (3) (9)

Four= (4) (3) (8)

FIMPAZ

## Números en Inglés



Uno  
One  
(oan)



Dos  
Two  
(tù)



Tres  
three  
(tri)



Cuatro  
four  
(for)




Cinco  
five  
(faiv)



Seis  
Six  
(sics)



Siete  
seven  
(seven)



Ocho  
eighth  
(eit)



Nueve  
nine  
(nain)



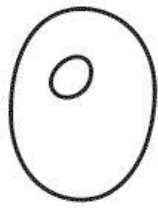
Diez  
ten  
(ten)

### ACTIVIDADES

1. Pronunciar muy bien los números del 1 al 10 en inglés.
2. Colorea los números y sus cantidades.

Nombre: \_\_\_\_\_

# Numbers



**zero**




**one**



**two**



**three**



**four**




**five**



**six**



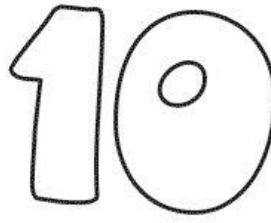
**seven**



**eight**



**nine**



**ten**



# NUMBERS

three	twelve	two	twenty
seventeen	four	sixteen	fourteen
eleven	six	ten	nineteen
one	thirteen	eighteen	seven
eight	nine	five	fifteen

**10**

**19**

**2**

**7**

**3**

**12**

**18**

**1**

**15**

**4**

**11**

**8**

**5**

**13**

**9**

**16**

**20**

**6**

**14**

**17**



ACTIVITY: **THE NUMBERS**

Name: \_\_\_\_\_

Date: \_\_\_\_\_

Trace and color:

1

ONE

2

TWO

3

THREE

4

FOUR

5

FIVE

6

SIX

7

SEVEN

8

EIGHT

9

NINE

10

TEN

11

ELEVEN

12

TWELVE

Name: \_\_\_\_\_

# I Can name the Numbers!



Direction: Read the words then write the correct number in the box.



Name: \_\_\_\_\_



Draw a line to match the numerals to the correct number word.

40

41

42

43

44

45

46

47

48

49

50

Fifty

Forty-four

Forty-six

Forty-nine

Forty-five

Forty-two

Forty-eight

Forty-three

Forty

Forty-one

Forty-seven

## NUMBERS

1

one

2

two

3

three

4

four

5

five

6

six

7

seven

8

eight

9

nine

10

ten

1.- Find the numbers:

O	T	N	S	E	V	E	N
N	S	I	E	F	O	U	R
E	X	N	P	R	T	W	O
O	S	E	Z	Q	J	G	Y
T	H	R	E	E	T	U	F
E	S	P	W	R	L	H	I
N	S	P	S	I	X	U	V
O	X	E	I	G	H	T	E

# NUMBERS

LIGUE AO NÚMERO  
CORRESPONDENTE

2 8  
5  
4 7  
6  
3  
1 9  
THREE  
EIGHT  
TWO  
FIVE  
SIX  
NINE  
ONE  
SEVEN  
FOUR

Numbers wordsearch 11 to 20

Find the numbers:

11 12 13 14 15 16 17 18 19 20

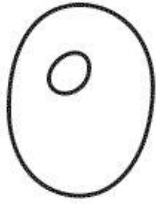
e	i	e	i	g	h	t	e	e	n	t
n	t	l	e	l	e	v	e	s	i	h
t	w	e	l	v	e	f	l	i	n	i
s	e	v	e	e	t	i	v	c	e	r
i	l	e	v	n	w	t	e	t	t	t
x	v	n	i	n	e	t	e	e	n	e
t	e	e	n	i	n	e	t	e	n	e
e	f	f	i	f	t	e	e	n	e	n
e	l	e	v	e	y	n	l	n	e	t
n	s	e	v	e	n	t	e	e	n	e
f	o	u	r	t	e	e	n	e	e	n

Now write the numbers:

11 .....	16 .....
12 .....	17 .....
13 .....	18 .....
14 .....	19 .....
15 .....	20 .....

Nombre: \_\_\_\_\_

Numbers



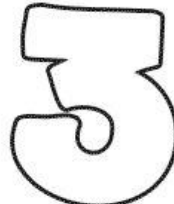
**zero**




**one**



**two**



**three**



**four**




**five**



**six**



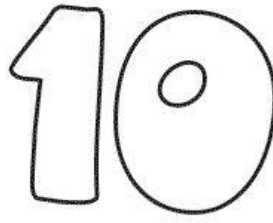
**seven**



**eight**



**nine**



**ten**






Name \_\_\_\_\_

Trace the numbers and words. Cut out the images. Match each number in the box with the cut out images by pasting it inside the box on the right.

1	one	paste
2	two	paste
3	three	paste
4	four	paste
5	five	paste



# numbers

<b>1</b> one	<b>2</b> two	<b>3</b> three	<b>4</b> four
<b>5</b> five	<b>6</b> six	<b>7</b> seven	<b>8</b> eight
<b>9</b> nine	<b>10</b> ten	<b>11</b> eleven	<b>12</b> twelve
<b>13</b> thirteen	<b>14</b> fourteen	<b>15</b> fifteen	<b>16</b> sixteen
<b>17</b> seventeen	<b>18</b> eighteen	<b>19</b> nineteen	<b>20</b> twenty

Name: \_\_\_\_\_

# I Can name the Numbers!



Direction: Read the words then write the correct number in the box.



Name: \_\_\_\_\_

# I Can name the Numbers!













Direction: Read the words then write the correct number in the box.



## UNE CADA NÚMERO CON SU NOMBRE

- |      |            |
|------|------------|
| 5 •  | • five     |
| 8 •  | • three    |
| 11 • | • twelve   |
| 15 • | • nine     |
| 3 •  | • eight    |
| 12 • | • sixteen  |
| 9 •  | • twenty   |
| 16 • | • fiveteen |
| 20 • | • eleven   |

Recorta y pega.

 one	 two	 three	 four	 five
 six	 seven	 eight	 nine	 ten

portaldeeducacion.com

1	6	3	10	9
7	5	8	4	2

## NUMBERS

1. Match numbers and words.

11	12	13	3	15	16	17	18	19	8
21	20	37	5	50	2	70	80	90	9

	twelve		thirty-seven
	seventy		three
	seventeen		nine
	twenty-one		nineteen
	eleven		eighty
	eighteen		two
	sixteen		five
	ninety		twenty
	fifty		eight
	thirteen		fifteen

2. Complete with the missing letters and write the number in figures next to the word.

20   2   12   1   8   90   40   14   30   3   11   15

	twe _ _ _ _		t _ _ o
	th _ _ _ _		_ le _ en
	thi _ _ ty		fi _ t _ _ _ n
	o _ _ e		ei _ _ t
	_ o _ ty		f _ _ r _ een
	ni _ e _ y		t _ ent _

3. Read the figures and write the numbers in words.

12		36	
11		27	
3		49	
2		54	
1		14	
8		18	
5		81	

## Números en Inglés



Uno  
One  
(oan)



Dos  
Two  
(tù)



Tres  
three  
(tri)



Cuatro  
four  
(for)




Cinco  
five  
(faiv)



Seis  
Six  
(sics)



Siete  
seven  
(seven)



Ocho  
eighth  
(eit)



Nueve  
nine  
(nain)




Diez  
ten  
(ten)






### ACTIVIDADES


1. Pronunciar muy bien los números del 1 al 10 en inglés.
2. Colorea los números y sus cantidades.



Name: \_\_\_\_\_

 Cut and paste the numbers below the correct ice-skaters.

 one	 two	 three	 four	 five
<input type="text"/>	<input type="text"/>	<input type="text"/>	<input type="text"/>	<input type="text"/>

 six	 seven	 eight	 nine	 ten
<input type="text"/>	<input type="text"/>	<input type="text"/>	<input type="text"/>	<input type="text"/>

	2	7	4	1	9
	6	10	8	3	5

## Números en Inglés



Uno  
One  
(oan)



Dos  
Two  
(tù)



Tres  
three  
(tri)




Cuatro  
four  
(for)




Cinco  
five  
(faiv)



Seis  
Six  
(sics)



Siete  
seven  
(seven)



Ocho  
eighth  
(eit)



Nueve  
nine  
(nain)



Diez  
ten  
(ten)

### ACTIVIDADES

1. Pronunciar muy bien los números del 1 al 10 en inglés.
2. Colorea los números y sus cantidades.

Write the numbers.

60	=	.....	30	=	.....
48	=	.....	77	=	.....
98	=	.....	28	=	.....
64	=	.....	19	=	.....
17	=	.....	82	=	.....
53	=	.....	27	=	.....


Write the numbers.

forty-seven	=	.....	eighty-four	=	.....
fifty-one	=	.....	thirty-three	=	.....
twenty-three	=	.....	ninety-five	=	.....
sixty-nine	=	.....	eighty-two	=	.....
seventy-eight	=	.....	sixteen	=	.....


Write the right answer in the blank.

25 + 56 =	.....eighty-one.....	37 + 23 =	.....
20 + 54 =	.....	73 + 16 =	.....
36 + 26 =	.....	50 + 29 =	.....
62 + 17 =	.....	77 + 6 =	.....
68 - 26 =	.....	81 - 11 =	.....
99 - 40 =	.....	61 - 23 =	.....
66 - 30 =	.....	38 - 13 =	.....
53 - 12 =	.....	95 - 5 =	.....


# COUNT AND MATCH



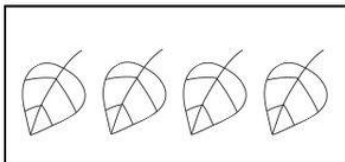
**2 TWO**



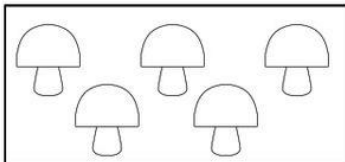
**1 ONE**



**4 FOUR**



**5 FIVE**



**3 THREE**