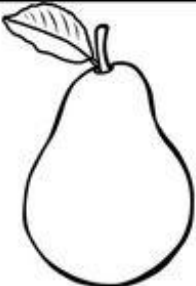
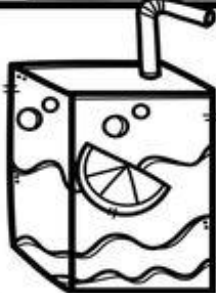



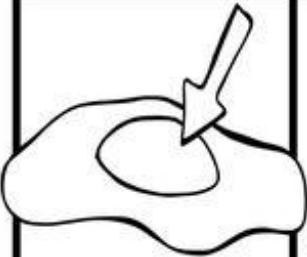
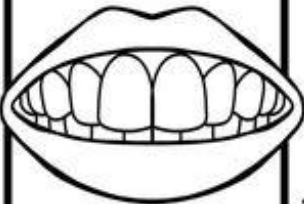



¡Vamos a completar palabras!

Completa la palabra con la sílaba que hace falta.

Después escribe la palabra completa.



	pe _ _ _ _ _ _		ju _ _ _ _ _ _
	ga _ _ _ _ _ _		ho _ _ _ _ _ _
	ca _ _ _ _ _ _		ye _ _ _ _ _ _
	bo _ _ _ _ _ _		ca _ _ _ _ _ _

Ordena para formar palabras:



te ro so



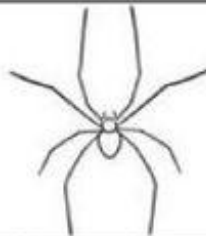
na re si




ro na co



ti cas llo



a ña ra



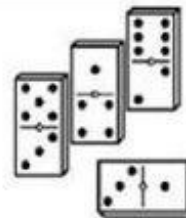
col ra ca




na ga lli



lla bo ce



nó mi do



lo cir cu



ga re lo



ta pi ña

Ordena las sílabas y forma el nombre correcto del dibujo

Nombre: _____

Fecha _____



ta	gui	rra




ti	nes	pa



pa	na	cam



gre	can	jo



ra	ca	col



tel	pas



ca	mu	ñe



ro	bre	som



di	ar	lla


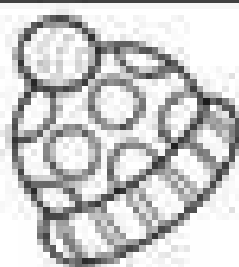






no	li	mo

ro	bre	som

di	ar	lla

Busco, escribo



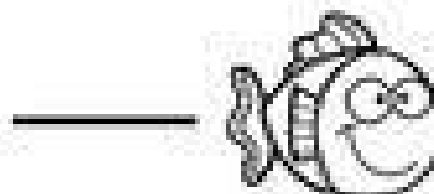

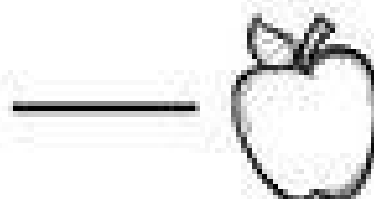
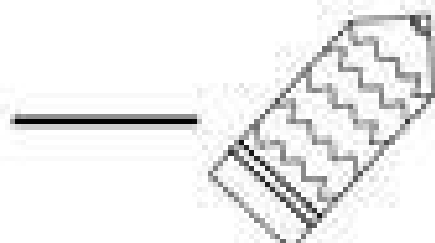
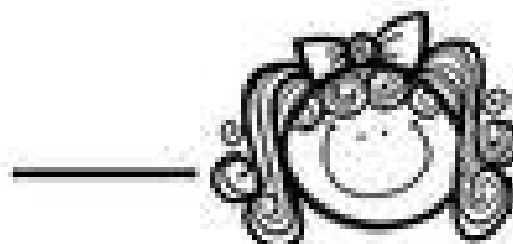
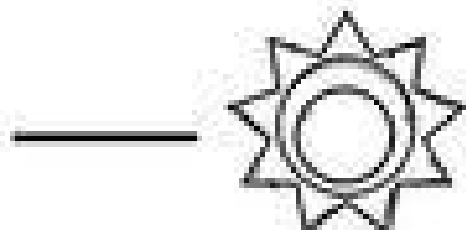
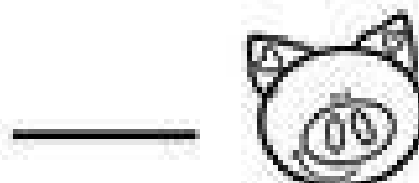


nube
lata
gato

foco
nido
cama

niño
día
gorro

Pon el artículo:

el / la


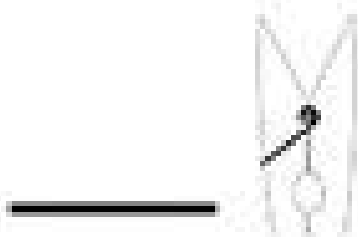
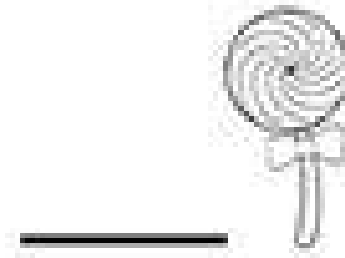



Nombre: _____



www.lalibretopiruleta.com



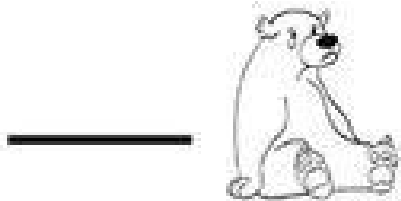
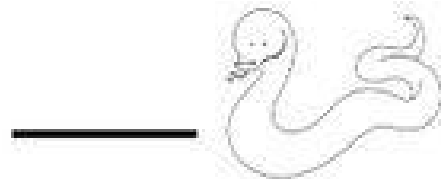

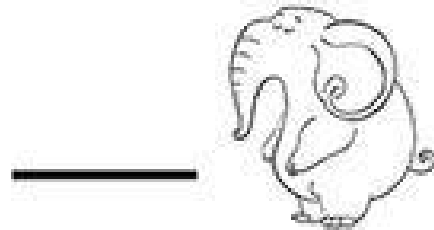
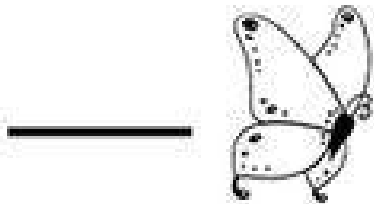


el / la



Pon el artículo

Pon el artículo:

un / una



Nombre: _____



www.lalibretapiruleta.com

Completa las siguientes palabras con "que" o "qui".



ra _____ ta



bar _____ to



_____ madura



_____ mono



pa _____ te

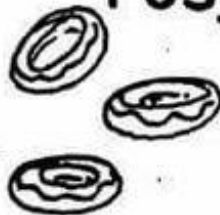


mante _____ lla









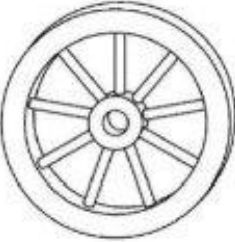

están _____



ros _____ llas





Colorea	completa	copia
	 dio	<hr/> <hr/>
	 ina	<hr/> <hr/>
	 noceronte	<hr/> <hr/>
	 bot	<hr/> <hr/>
	 eda	<hr/> <hr/>

Recorta las silabas y colócalas donde le corresponde:

ru

ri

ra


re









ro

¡Vamos a completar palabras!

Completa la palabra con la sílaba que hace falta.

Después escribe la palabra completa




	__ _ nado -----		fo __ _ ta -----
	la __ _ na -----		vele __ _ -----
	caba __ _ -----		__ _ bora -----
	co __ _ ja -----		__ _ lere -----

¡Vamos a completar palabras!

Completa la palabra con la sílaba que hace falta.

Después escribe la palabra completa.



	nu _ _ _ _ _ _		ra _ _ _ _ _ _
12	do _ _ _ _ _ _		lu _ _ _ _ _ _
	ha _ _ _ _ _ _		ra _ _ _ _ _ _
	ze _ _ _ _ _ _		ni _ _ _ _ _ _



R



H




H



P

Elige la sílaba que falta para completar la palabra

CA – CE – CI – CO – CU



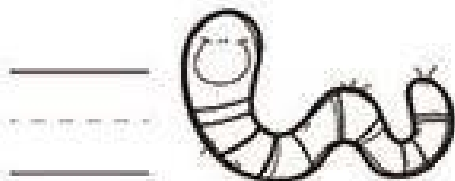
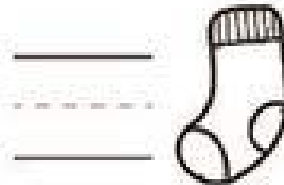
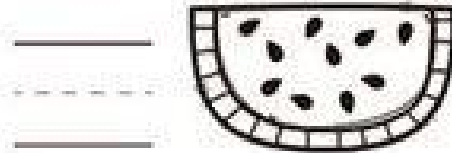
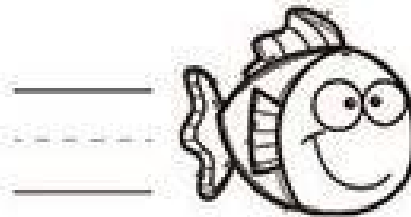
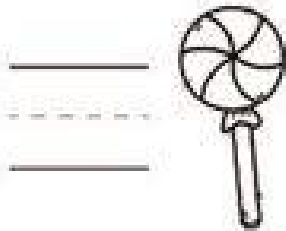
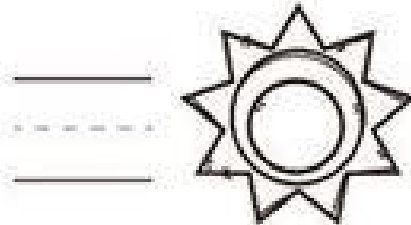
MELO__TÓN



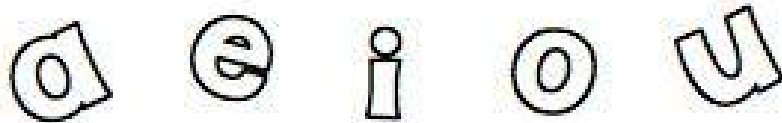
__CHARA

Pon el artículo según corresponda:

el la

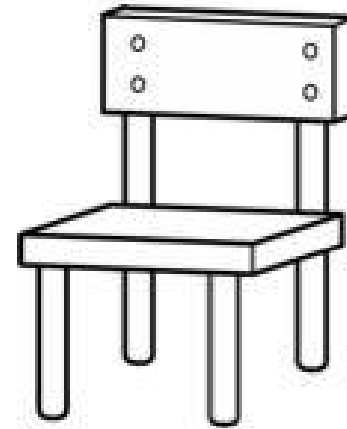


Mi librito de las sílabas con S



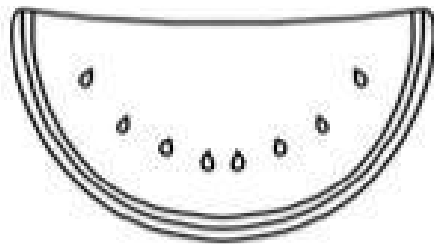
Nombre _____

© María Campoy 2014




si

© María Campoy 2014



sa

© María Campoy 2014



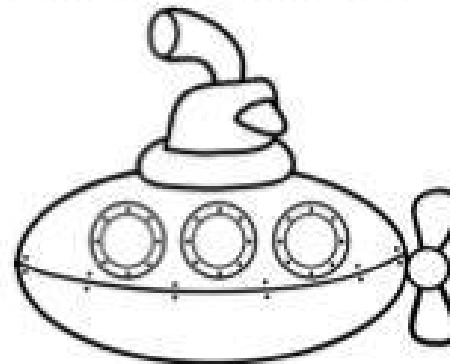
so

© María Campoy 2014



se

© María Campoy 2014



su

Observa la imagen y forma la palabra



sa ca



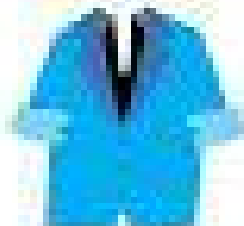
co co



ca va



co sa



ta car




na ti




pa so



pa co



ca mos



Fichas de lectoescritura para ordenar sílabas

Nombre: _____

Fecha _____


chi la mo



do la he



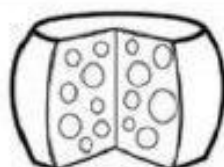
du me sa



ro so te



so que



ña pi



do ni



dos da



ro to



ga re lo



llo me ca



pa so ya




Ordena las sílabas y forma el nombre correcto del dibujo


no mo



to pa



ca va



ña pi ta



no pi



ma to te



vo pa



llón si




la ve



pa za tos



bo lo



na lu



Fichas de lectoescritura para ordenar sílabas


Nombre: _____

Fecha _____


no mo



to pa



ca va



ña pi ta



no pi



ma to te



vo pa



llón si




la ve



pa za tos



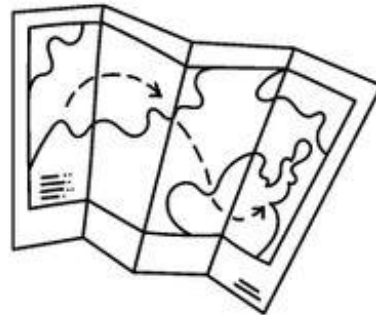

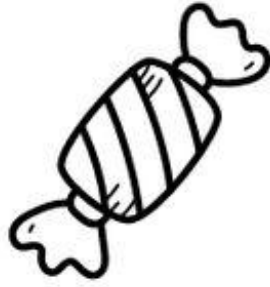
bo lo



na lu



Escribe el nombre de cada dibujo y colorea



palabras de 2 sílabas



C




S




B



T



F



C



Y



G



R



S




Escribe la sílaba que falta para completar la palabra



_____co




_____mate



_____laraña



_____cán



_____burón




_____mbor



_____lipán




_____pete



_____rtuga



_____za

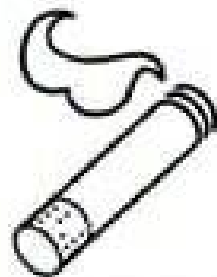
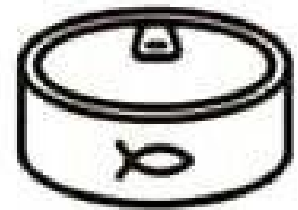


_____ro



_____levisor

Recorta y pega el nombre de cada dibujo donde corresponde.



maleta

música

cuna

taza

chaleco

basura


lata

cigarro

moneda



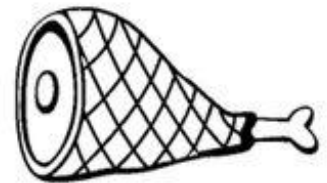
Escribe la sílaba que le falta al nombre del dibujo.



___che



___ma



___rne



___co



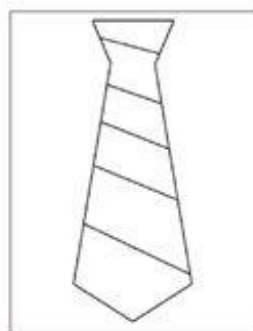
___racol



___mpana



___misa




___rbata



___lce tin

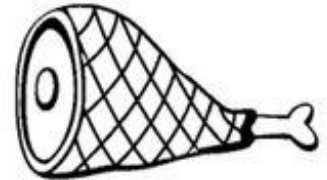
Escribe la sílaba que le falta al nombre del dibujo.



___che



___ma



___rne



___co



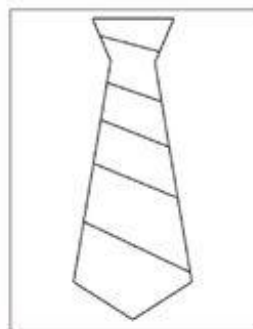
___racol



___mpana



___misa



___rbata



___lce tin

Ordena las sílabas y forma el nombre correcto del dibujo.

rro ga ci



piz la



le pa ta



no sa gu



ma sa ri po



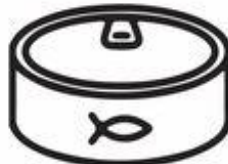
lla ro ve



na ba lle



ta la



ro sa



cam na pa



ma su



ja na ran





	U	N	A
--	----------	----------	----------

L	D	M	R	N
----------	----------	----------	----------	----------



C		S	
----------	--	----------	--

A	E	I	O	U
----------	----------	----------	----------	----------




C		S	N	
----------	--	----------	----------	--

A	E	I	O	U
----------	----------	----------	----------	----------



Ordena las sílabas y forma el nombre correcto del dibujo

tu ga tor



la is



to ga




ta pe lo




bi te lle




pes do ca



hor ga mi



bón ja



ra ca



za ce re



ro sa le



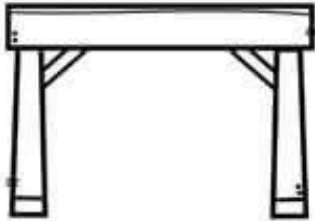

tas ma fan




Une la palabra

Con la imagen


Nombre _____




joya



silla




gato



mesa



rana



gallo

yoyo



hada





m s t l r p

Recorta, pega y escribe el nombre de las imágenes. Lee las oraciones:

1

1.-Mi me ama.

2

2.-La es para comer.

3

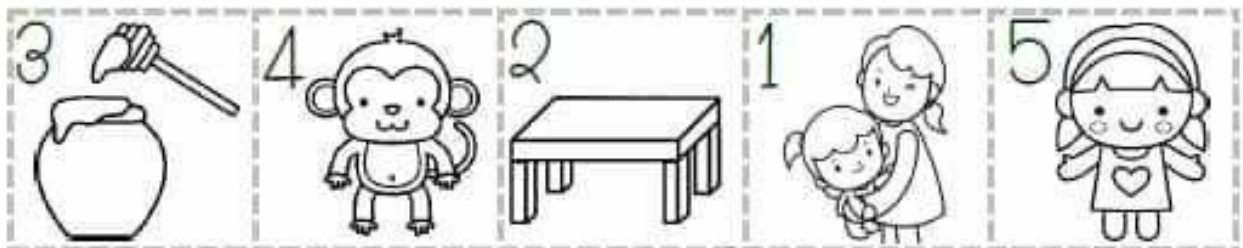
3.-El oso come .

4

4.-El come bananas.

5

5.-Mi es hermosa.



Club 100

Escribe sobre la línea el nombre de cada dibujo y después colorea,













@materialesclub100












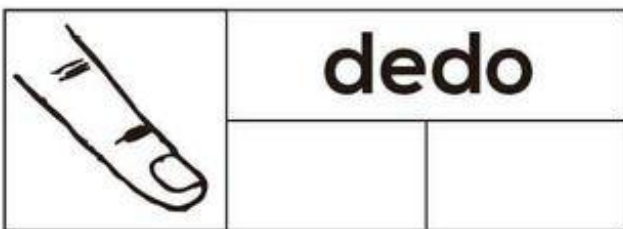

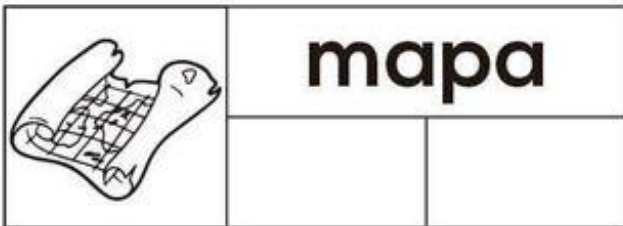
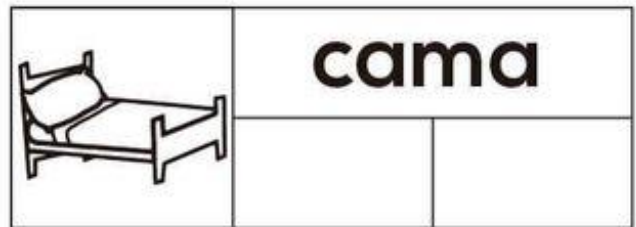


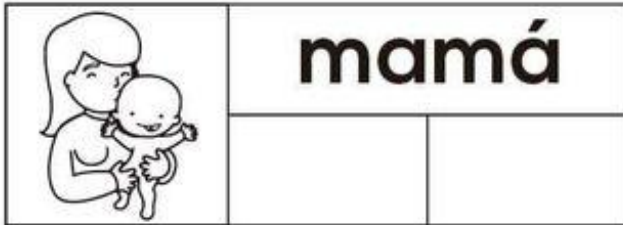






Palabras: pato, topo, sala, lupa, pala, lima, lata, moto, pila, tela, pino, mano, mina, luna


Nombre: _____
Fecha: _____











¡Vamos a completar palabras!

Completa la palabra con la sílaba que hace falta.

Después escribe la palabra completa.










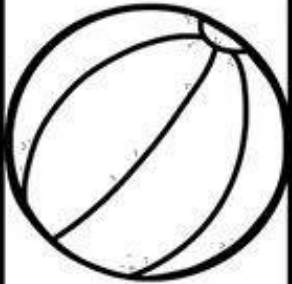

	pa _ _ _ _ _ _		na _ _ _ _ _ _
	ma _ _ _ _ _ _		fa _ _ _ _ _ _
	co _ _ _ _ _ _		be _ _ _ _ _ _
	ta _ _ _ _ _ _		de _ _ _ _ _ _

¡Vamos a completar palabras!

Completa la palabra con la sílaba que hace falta.

Después escribe la palabra completa.




	co _ _ jo -----		_ _ galo -----
	pira _ _ -----		ca _ _ llo -----
	he _ _ do -----		sale _ _ -----
	pelo _ _ -----		ka _ _ te -----

Ordenas las letras y forma una palabra:



A	C	V	A



T	A	P	O



D	E	R	O	C



O	R	E	P	R

Ordena las sílabas y forma el nombre correcto del dibujo.

no

mo




to

pa



ca

va



ña

pi

ta



no

pi



te


ma

to



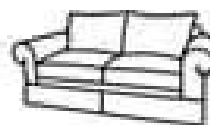
vo

pa



llón

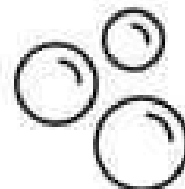
si



bu

bur

jas



ri

chi

zo



la

ve



co


co



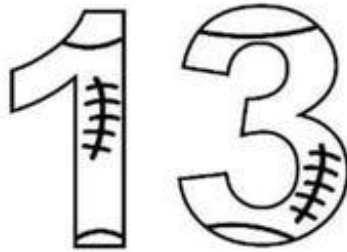
Sílabas perdidas

tr


Escribe la sílaba que falta y colorea los dibujos.



___ neo



___ ce



___ n



___ mpeta




___ ste



as ___ nauta



maes ___



mons ___ o



es ___ lla

Escribe la sílaba que falta para completar la palabra



_____lla



_____l

$$1+2=3$$


_____ma



_____pa



_____éter



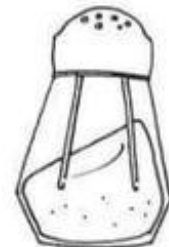
_____mbrero




_____po




_____rena



_____lero



_____lbato



_____bre



_____ndía


LI - II



Escribe la sílaba que falta.



marti__



ga__na



ga__ta



semi__



bi__te



ani__



co__r



__no



cue__



ba__na




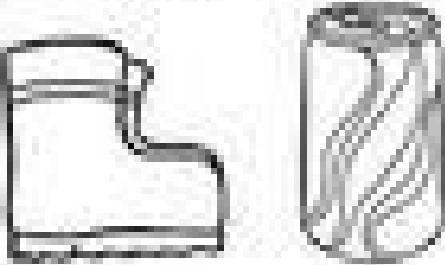


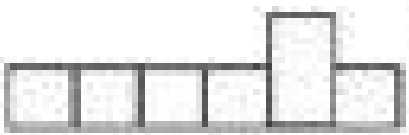
casti__



__ma

leo y escribo



Lee	Encierra	Escribe
botas		
lobo		
botón		
barco		
escoba		



M - m

	Completa	Copia
	<input type="text"/> má	-----
	<input type="text"/> sa	-----
	<input type="text"/> mo	-----
	<input type="text"/> no	-----
	<input type="text"/> ñeca	-----

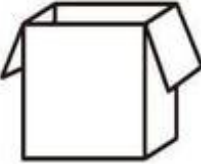



Recorta las sílabas y colócalas donde le corresponde.


mi mo ma me mu

Nombre: _____
Fecha: _____




	caja		
---	-------------	--	--


	suma		
---	-------------	--	--

	moto		
---	-------------	--	--


	lata		
---	-------------	--	--


	lima		
---	-------------	--	--

	rana		
--	-------------	--	--

	rosa		
---	-------------	--	--

	ramo		
--	-------------	--	--


	pato		
---	-------------	--	--

	rata		
--	-------------	--	--

Name _____

Silabas con H h

Usa las letras para formar palabras.



--	--	--	--



--	--	--	--



--	--	--	--

h

j

h

d

h

l

o

a

a

a

i

o

Completa las palabras que están debajo de los dibujos.



ni__



pi__



ara__



u__



ni__



ca__



se__r



le__







se__ra


Nombre _____

Fecha _____

Ordena las sílabas para formar la palabra
y escríbela en la línea.

pi ta ra		ro te so		na re si	
_____		_____		_____	

lle ba na		ro na co		for tu ga	
_____		_____		_____	

ti llo cas		du sa me		lla bri som	
_____		_____		_____	

Completa con las vocales que hay a continuación.










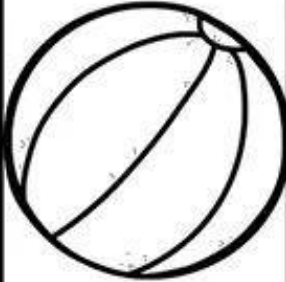

L		P		Z
A	E	I	O	U

¡Vamos a completar palabras!

Completa la palabra con la sílaba que hace falta.

Después escribe la palabra completa.



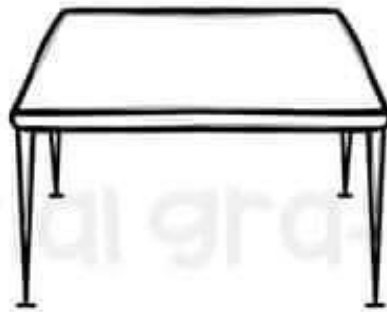
	co _ _ jo -----		_ _ galo -----
	pira _ _ -----		ca _ _ llo -----
	he _ _ do -----		sale _ _ -----
	pelo _ _ -----		ka _ _ te -----

Silabas perdidas **m - m**


Escribe la silaba que falta.



___no



___sa



___riposa




___ñeca



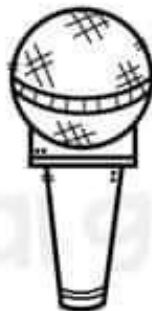
___nzana



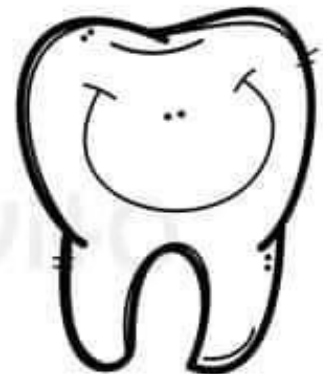
___to



___rcielago



___cròfono



___ela

