

Nombre: \_\_\_\_\_

Los colores en inglés



- |                                   |                             |
|-----------------------------------|-----------------------------|
| <input type="radio"/> red         | <input type="radio"/> white |
| <input type="radio"/> orange      | <input type="radio"/> gray  |
| <input type="radio"/> light blue  | <input type="radio"/> rose  |
| <input type="radio"/> yellow      | <input type="radio"/> black |
| <input type="radio"/> light green | <input type="radio"/> green |
| <input type="radio"/> fuchsia     | <input type="radio"/> brown |
| <input type="radio"/> dark blue   |                             |
| <input type="radio"/> turquoise   |                             |
| <input type="radio"/> blue        |                             |
| <input type="radio"/> violet      |                             |



Name: \_\_\_\_\_

# Adjectives

An adjective describes a noun. It tells about the color, size, shape, sound, number, taste, weather or texture of the noun.

Help the little squirrel find its way to the big, brown acorn.

Color all the adjectives.



	fast	happy	play	speak
	drink	bright	huge	young
swim	smile	acorn	ears	hot
eat	long	loud	hard	sweet
soft	high	walk	talk	cut
smooth	flower	tree	peas	
mild	dry	red	curly	

Use one or more of the adjectives in a sentence.

---

---

---

---

# Body Parts Word Search



a \_\_\_\_\_



e \_\_\_\_\_



e \_\_\_\_\_



m \_\_\_\_\_



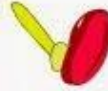
t \_\_\_\_\_



h \_\_\_\_\_



h \_\_\_\_\_



f \_\_\_\_\_



h \_\_\_\_\_



f \_\_\_\_\_



n \_\_\_\_\_

NVE  
OHA  
SAR  
EIS

WDZC  
IMIE  
NHXT  
LUBN

RKX

NY

BOVOADZAETMGJ

FCFTNYAWPRITS

DEGYNR

WZE

XVKBVE

NY

VCDINJ

CE

VKQPJB

AS

UVDQVA

BAX

KDQVLL

OX

HEAD

TPZD

LEGIMR

ARM

OKV

HQZ

UTF

POK

TNI

IKL

HZN

HPF

UTG

FHQ

DEE

OX

DER

MNOC

TNDD

GYTI

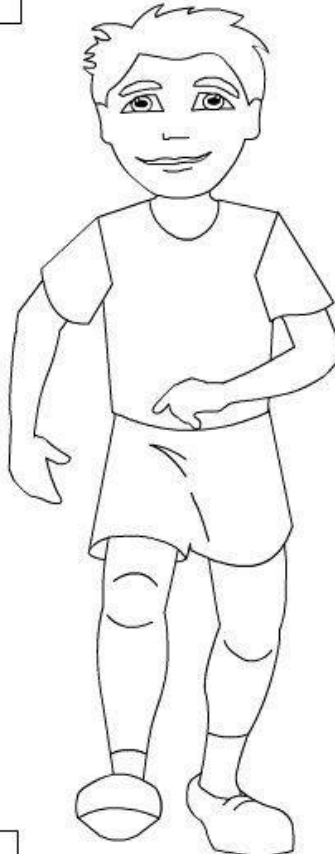
HAND



# Ourselfs

Name.....

Draw a line from each label to the right part of the body.



Labels on the left side:

- Hair
- Nose
- Ear
- Eye
- Neck
- Chest
- Wrist
- Hand
- Knee
- Foot

Labels on the right side:

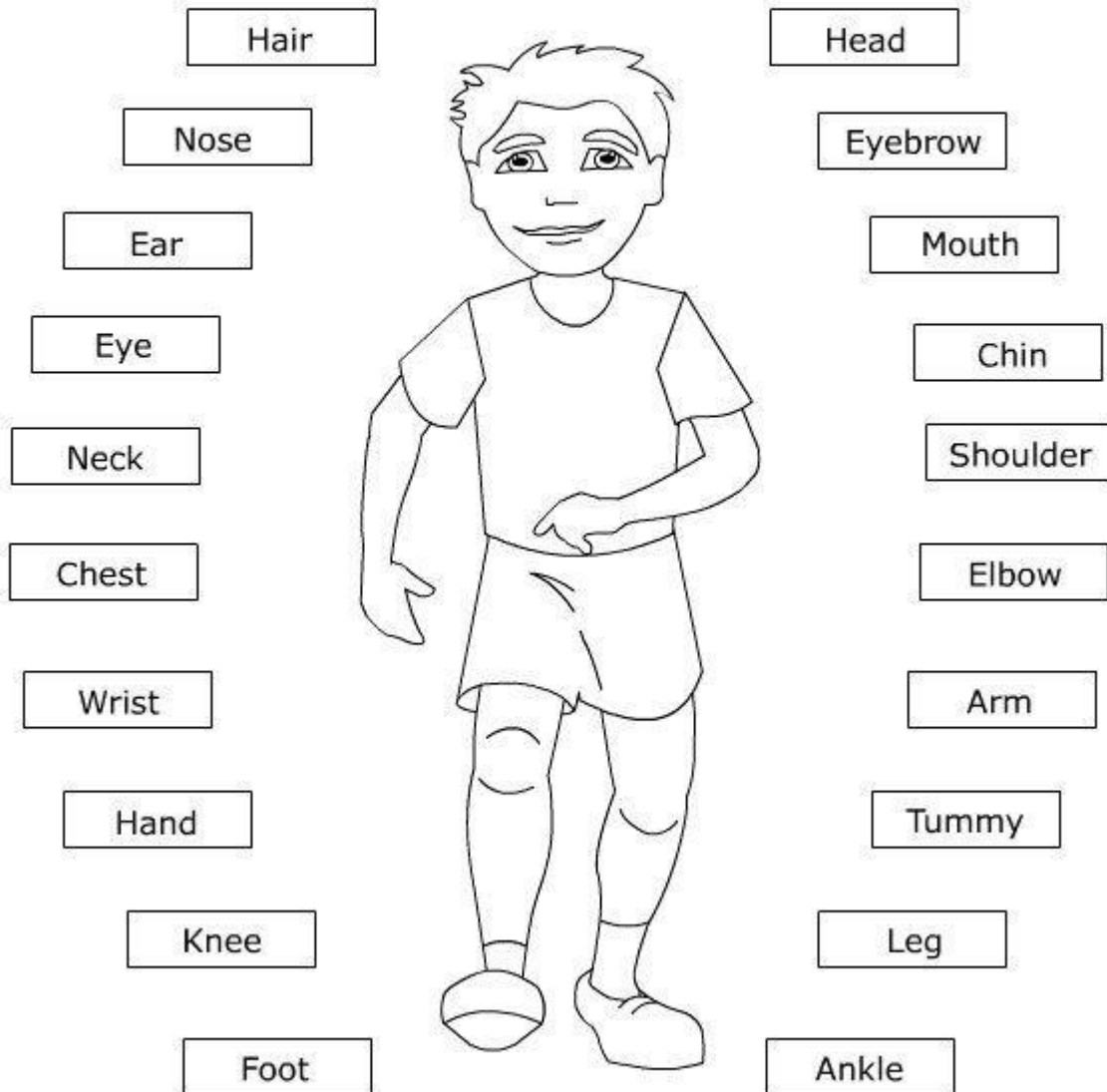
- Head
- Eyebrow
- Mouth
- Chin
- Shoulder
- Elbow
- Arm
- Tummy
- Leg
- Ankle



## Ourselves

Name.....


Draw a line from each label to the right part of the body.









# PLACES




IN




OUT




UNDER




BEHIND



NEXT TO



IN FRONT OF



BETWEEN



*veja mais em nosso blog*

[ingleswinner.com/blog](http://ingleswinner.com/blog)




# LA CASA/HOME

HORIZONTAL



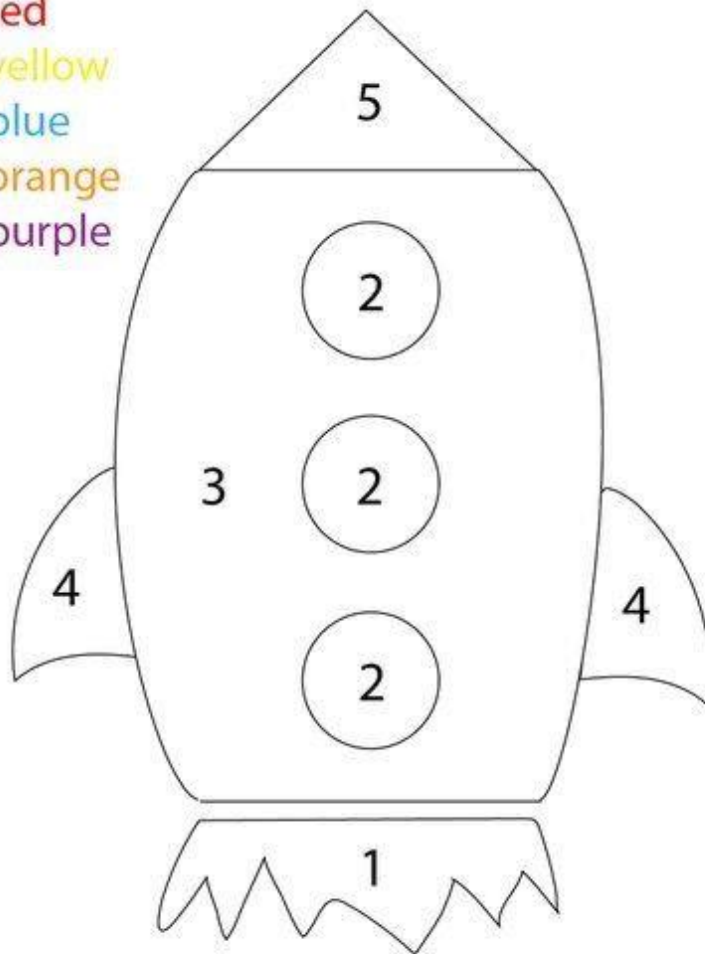
VERTICAL





# Color by Number Rocket

- 1- red
- 2- yellow
- 3- blue
- 4- orange
- 5- purple



# Days of the Week

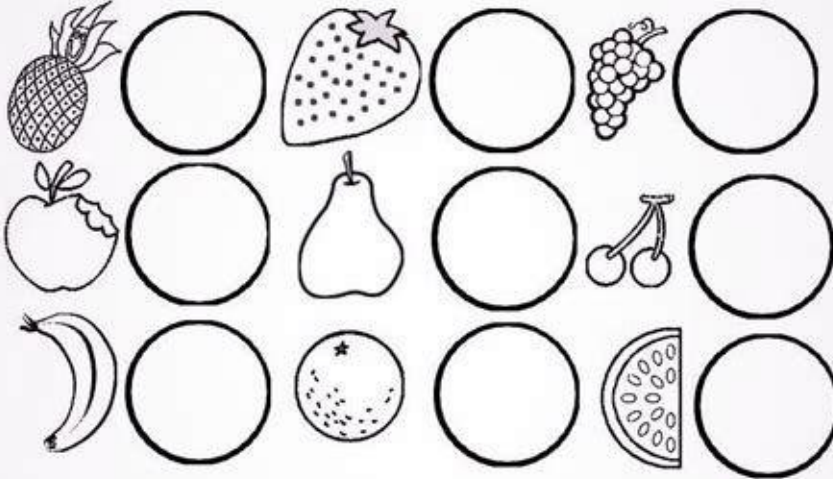
Unscramble the words

unasyd	<input type="text"/>
nomyad	<input type="text"/>
esutady	<input type="text"/>
dwesenayd	<input type="text"/>
srthdyua	<input type="text"/>
irdfya	<input type="text"/>
yasarudt	<input type="text"/>

Activity: Fruits

Name: \_\_\_\_\_

Cut and paste the name of the fruits where correspond



- grapes
- banana
- pineapple
- cherries
- pear
- strawberry
- watermelon
- apple
- orange