



# 2025 NYSFC Annual Report



Robert Moses State Park

Prepared by Ross Squire, New York Coalition for Recreational Fishing

# **New York Surf Fishing Contest 2025 Annual Report**

**Contest Officer – John Citarella  
Contest Chairman – Ross Squire**

## **Table of Contents**

Table of Contents .....	2
Overview.....	3
Observations .....	6
On Average .....	8
Significant Fish .....	8
Conservation .....	9
Looking Forward.....	12
A Final Note.....	13
Table I: 2025 Award Winners.....	14
A. Club Standings.....	14
B. Release Points.....	14
C. Individual Standings – Top 25 .....	15
D. Largest Species (First place) .....	16
E. Women's Division (First place) .....	16
F. Children's Division (First place) .....	16
G. Junior Division (First place).....	16
H. Flyrod Division (First place).....	16
Table II: Largest of Species – 2025 .....	17
Table III: Interclub Total Points Winners - 2025.....	18
A. Gold – (12) .....	18
B. Silver – (7).....	18
C. Bronze – (15).....	19
Table IV: 2025 Top 5 Anglers by Species.....	19
Table V: 2025 Striped Bass & Bluefish by Location – Fish Entered .....	20
Table VI: Average Points by All NYSFC Fishing Clubs (2001-2025).....	21
Table VII: NYSFC Results – Average Points Per Club (2002 - 2025).....	21
Table VIII: 2025 Fish Entered by Month .....	22
Table IX: 2025 Number of Fish Caught - By Size.....	22
Table X: Fishing Club Percentage Change 2023-2025 .....	23
Table XI: 2025 Harvest/Release Analysis .....	23
Table XII: 2025 – Where and When .....	24

## Overview

The 2025 New York Surf Fishing Contest (NYSFC) included 10 fishing clubs. In all, we had 337 eligible anglers with verified scales. Of the total eligible anglers, 100 anglers earned NYSFC points.

High Hill Striper Club gained top honors, earning the number one position in total points for 2025. High Hill's 2,600 points were 136 points better than runner-up Striper Surf Club (2,464). All-Island Surfcasters finished in third place with 2,283 points (Table I-A).

In the Released Fish category, Paumonak Surfcasters finished in first-place with 9,386 points, 824 points better than second-place High Hill Striper Club (8,562). All-Island Surfcasters finished in third place with 8,300 points (Table I-B). Of the 1,022 total fish (striped bass, bluefish, weakfish, and fluke), all but 7 fish were released (1 bluefish and 6 fluke) (Table XI).

Of the competing clubs, Striper Surf Club showed the greatest improvement over 2024 – 35.2% increase. (Table X).

James Cameron of Farragut Stripe Club claimed the top spot in the Individual Standings (1,480) besting second-place Aaron Gallusser (High Hill Striper Club) by 102 points (1,378). Darwin Lopez of Striper Surf Club was third with 1,154 points, Rob LaRosa (Paumonak Surfcasters) was fourth with 866 points and Ross Squire (Traditional Surfcasters) rounded out the Top 5 with 778 points. (Table I-C).

Nicole Gaines (Striper Surf Club) reigned supreme in the Women's Striped Bass and Bluefish categories landing a 20-pound striper and 14-pound bluefish.

The following is the breakdown of the number of Top 25 anglers that participated in the NYSFC for each club:

Club	# Anglers in the Top 25
All-Island Surfcasters	4
Farragut Striper Club	2
High Hill Striper Club	5
Traditional Surfcasters	3
Gateway Striper Club	1
North Brookhaven Sportfishing	2
North Fork Anglers	2
Paumonak Surfcasters	2
Striper Surf Club	4
Atlantic Surfcasters	0
TOTAL	25

In total, 12 anglers achieved the Gold level, 7 anglers the Silver level, and 15 anglers at the Bronze level (Table III).

So how did James Cameron, Aaron Gallusser, and Darwin Lopez achieve the top spots in the NYSFC? In speaking with them, they offered some interesting comments:

- There is just no substitute for time on the water. James, Aaron and Darwin typically spend 4+ days/nights per week in the water during the season and then kick it into a higher gear in October and November.
- All three noted that the effort required to find consistent fish was greater than 2024. In many cases, go-to locations proved inconsistent and required locating new places to fish.
- James has a solid network of fishing buddies that he leverages to locate and report fish. This network extends from NYC to the east end.
- When fishing patterns did emerge, in most cases they were short-lived and required you to fish them hard.
- Aaron noted that he relies on a fishing log that dates back to 2017. He relies on this log to determine where to focus effort depending on weather and moon phases. It is not uncommon for him to hit 3-4 different locations in an outing.
- Most of Aaron's success this fall was found fishing in the daylight hours.

- All three noted concern for the bluefish and striped bass fisheries. The year featured many slot and larger fish but very few smaller fish. Bluefish runs tended to be short-lived and inconsistent.
- For go-to lures, James found greatest success with bucktails, SP Minnows, Mag Darters, bottle plugs in the colder water, and poppers on the bunker pods. Darwin fished metal lips and landed most of his larger fish on those plugs; he singled out Jim Jaget metal lips and Super Strike darters. Aaron relied heavily on bucktails with most of his larger fish coming on rigged eels.
- James and Darwin noted that there is no substitute for having confidence on the water while Aaron noted that patience on the water was important as was learning from those fishing around him - being observant and open to trying new techniques can pay real dividends.

A full listing of contest winners can be found in:

- Table I: 2025 Award Winners
- Table II: Largest of Species – 2025
- Table III: Interclub Total Points Winners – 2025

The NYSFC 2025 results show mixed results from 2024 levels:

- The average striped bass points per club increased 9.5% from 2024 levels (1,219.6 versus 1,113.9) (Table VII).
- Average bluefish points in 2025 were down 20% from 2024 (401.5 versus 500.9) continuing a downward trend where 2024 levels were 15% lower than 2023 levels.
- The total points of the Top Five clubs saw a 19% decrease from 2024 (11,432 versus 9,236; there was a 26% decrease from 2024 to 2023).
- The total release points of the Top Three clubs saw a 12% decrease from 2024 (29,892 versus 26,248); there was a 43% decrease from 2024 to 2023.

## Observations

As with 2024, 2025 saw inconsistent fishing throughout Long Island's surf. While we had an appearance of sand eels on the south shore in the fall, we did not see the type of consistency of the bait that would lead to consistent success in the surf. This could be due to having fewer fish close to shore or a lack of significant bluefish to drive the bait and fish to our beaches. The north shore saw a significant decrease in the amount of bait available with adult bunker, peanut bunker and sand eels fairly scarce for most of the year.

Bluefish made their customary arrival on the south shore in April through June but never really showed in any great numbers in the fall. The north shore saw a significant decline in bluefish entered into the contest with only 16 bluefish entered on the north shore the entire year.

Most troubling was the lack of schoolies throughout the year. We will need to get used to this as the seven years of poor recruitment in the Chesapeake will surely impact our fishing over the next several years.

Montauk again did not live up to its name as the Surfcasting Capital of the World. During the contest there were only 13 striped bass and 27 bluefish entered in the contest. The fall run never materialized with **ZERO** striped bass or bluefish entered in the contest in the months of October and November.

Fluke joined the NYSFC in 2025. Of the 100 anglers posting NYSFC points, 16 anglers posted fluke points. Of those 16 anglers, 8 posted only one fish. It remains to be seen whether competition for fluke will increase in the coming years.

All of this is not to say that there were no runs of fish. If you were lucky enough to be in the right place at the right time you were rewarded with mostly slot and larger fish. These fish are the remnants of the strong 2018-, 2015- and 2011-year classes.

Much has been said of the importance of fishing around the new and full moons. A quick review of the data shows that over the course of the contest, just over 50% of the striped bass caught were in the three days before and after the full and new moons.

	Striped Bass				
	New Moon	Full Moon	Total Moon	Fish Total for Month	% During Moon Tides
<b>April</b>	0	45	45	75	60.0%
<b>May</b>	24	22	46	91	50.5%
<b>June</b>	26	13	39	84	46.4%
<b>July</b>	5	9	14	29	48.3%
<b>August</b>	10	8	18	57	31.6%
<b>September</b>	21	11	32	63	50.8%
<b>October</b>	13	40	53	90	58.9%
<b>November</b>	21	25	46	77	59.7%
<b>TOTAL</b>	<b>120</b>	<b>173</b>	<b>293</b>	<b>566</b>	<b>51.8%</b>

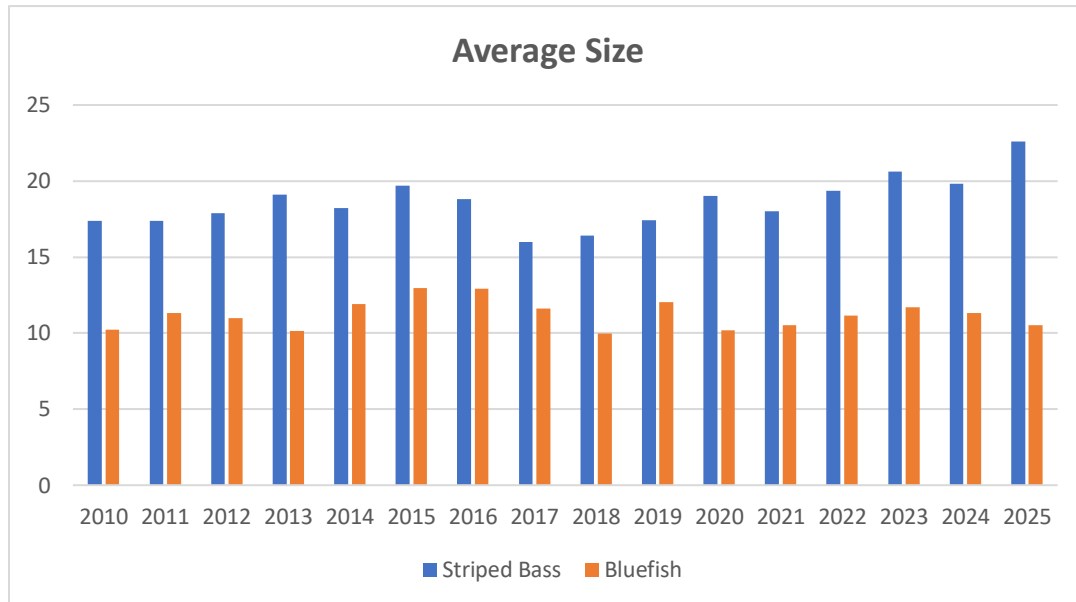
In summary, it took many anglers a very large commitment of time and effort to produce positive results in the surf this year. As noted in other annual reports:

*"...the numbers included in this report do not include a much-overlooked statistic — catch per unit effort or the amount of effort required to catch fish. The great majority of anglers queried, reported needing to invest substantially more time on the water to produce the fish they catch compared to previous years. It is very difficult to quantify catch per unit effort since it is rarely tracked.*

*The clubs in this contest probably represent most of the 10% of anglers who catch 90% of the fish. These are also very skillful anglers. Thus, as fish populations shrink, these anglers develop new approaches, fish in new locales, fish longer hours, and make more trips because they own the skills to make the effort pay off, and because they are pushed by the competition. Meanwhile, the 90% of surf anglers who catch 10% of the fish become frustrated, make fewer trips, and may ultimately give up. Finally, in the surf, so much depends on the abundance and distribution of bait that the yearly catch may fluctuate wildly even when fish populations are expanding or contracting."*

## On Average

Below are the average weights for striped bass and bluefish for the 2025 season and a historical comparison dating to 2010.



## Significant Fish

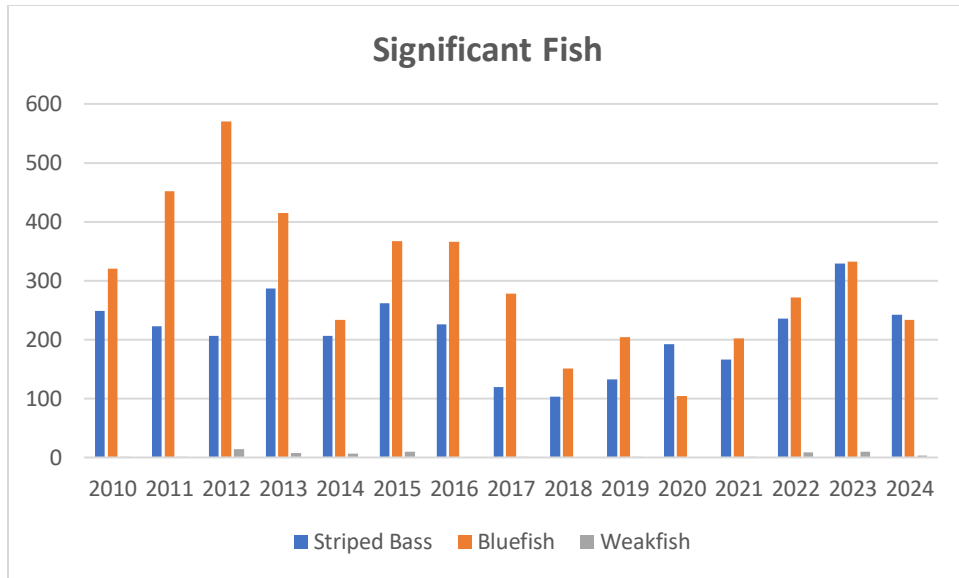
To qualify as a “Significant Fish” the NYSFC uses the following minimum weights:

**Striped Bass – 20lbs; Bluefish – 12lbs; Weakfish – 8lbs**

In the striped bass category, the clubs totaled 291 fish weighing 20 pounds or better; this is an increase of 20% from 2024 where we saw 242 fish weighing 20 pounds or better. (Table IX).

In the bluefish category, the clubs entered 144 bluefish weighing at least 12 pounds. This represented a 38.4% decrease from 2024 when the total had been 234 bluefish at or above 12 pounds.





In the Largest Striped Bass category (witnessed), Boggie Turowski (HHSC), Chris Kouimanis (AIS), and Larry Pacifico (AIS) each weighed in 45.0-pound striped bass, all from the South Shore ([Table II](#)).

In the Largest Bluefish category (witnessed), Rob LaRosa from Paumonak Surfcasters weighed in a 19.0-pounder in October taken on the South Shore ([Table II](#)).

In the Largest Weakfish category, there was not a fish entered that weighed at least eight pounds ([Table II](#)).

In the Largest Fluke category (witnessed), Lee Goodman weighed in an 8-pound fluke taken on the South Shore in September ([Table II](#)).

## Conservation

2025 saw the introduction of Addendum III which proposed reducing the striped bass harvest by 12%. The Draft Addendum went out to public comment and at the October ASMFC Annual Meeting the Board decided not to take any action on the harvest reductions. This was not an unexpected result as the need for the harvest reduction was based on the

belief that we would see a 17% increase in the 2025 harvest of striped bass due to the large 2018-year class entering the slot. Through June of this year, rather than an increase in harvest, we saw a decrease of close to 40%. As a result, no harvest reduction was needed in order to meet a 50% probability of rebuilding the fishery by 2029.

While this outcome was expected, there was little discussion on why we saw such a dramatic decrease in the striped bass harvest. Were the estimates of the size of the 2018-year class overstated? Was there something that significantly reduced the number of 2018-year class fish? Was there a decrease in fishing effort due to the availability of fish or poor weather? We unfortunately were not afforded an explanation.

Also disappointing was the lack of firm action on the Chesapeake recruitment failure - 7 consecutive years of historically low recruitment. Rather than consider the longer-term impact of this on the fishery, the Board decided to establish a working group to investigate this issue along with others.

This poor recruitment has been attributed to many factors: climate change which has resulted in warmer winters and warmer water temperatures, shorter changes in spring weather patterns, a lack of food necessary to feed the newly spawned striped bass, and the emergence of blue catfish which feed on striped bass. As if this was not bad enough news, the Hudson River has also experienced very low recruitment for the past two years and initial reports indicate that the 2025 young of year index will also be poor. The fact of the matter is we do not have an exact reason for this recruitment failure, nor do we know when and if it will end.

So, the sum of all of this is that 2025 striped bass regulations will remain in place in 2026.

While striped bass certainly headline our concern, the results for the 2025 bluefish competition also raise concern. While the south shore saw a number of bluefish, the north shore of Long Island and Montauk were practically devoid of contest entries. In total the

north shore only accounted for 16 bluefish entries and Montauk only accounted for 27 bluefish.

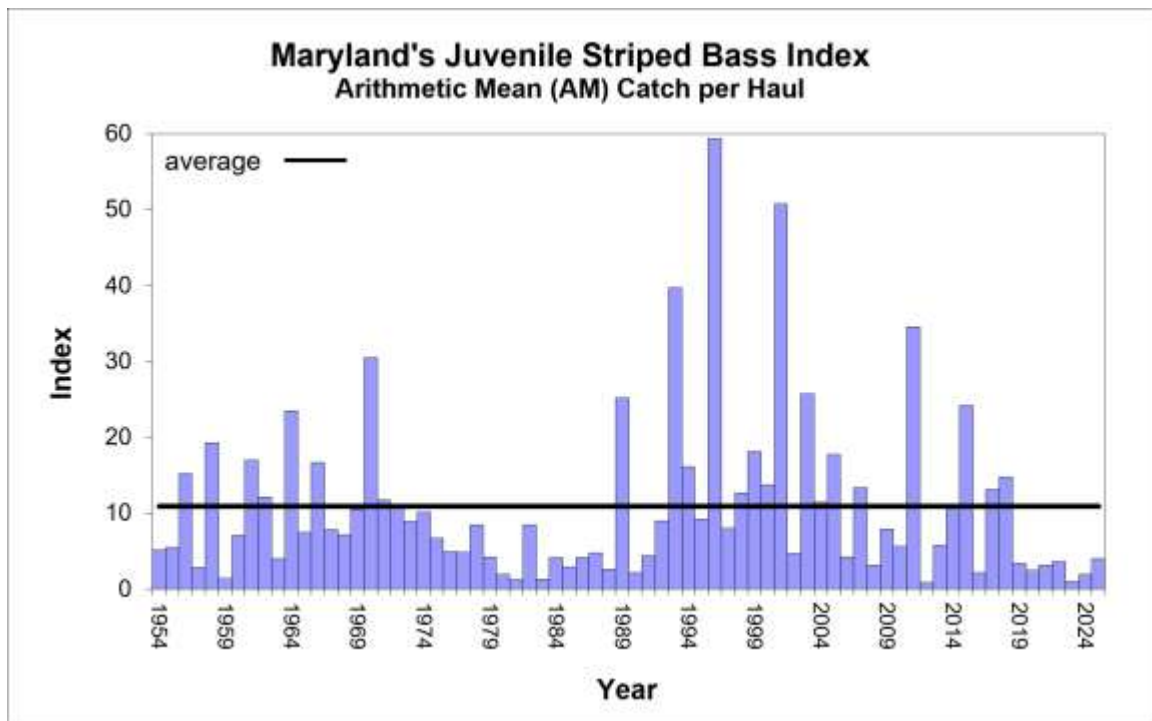
What can/should you do?

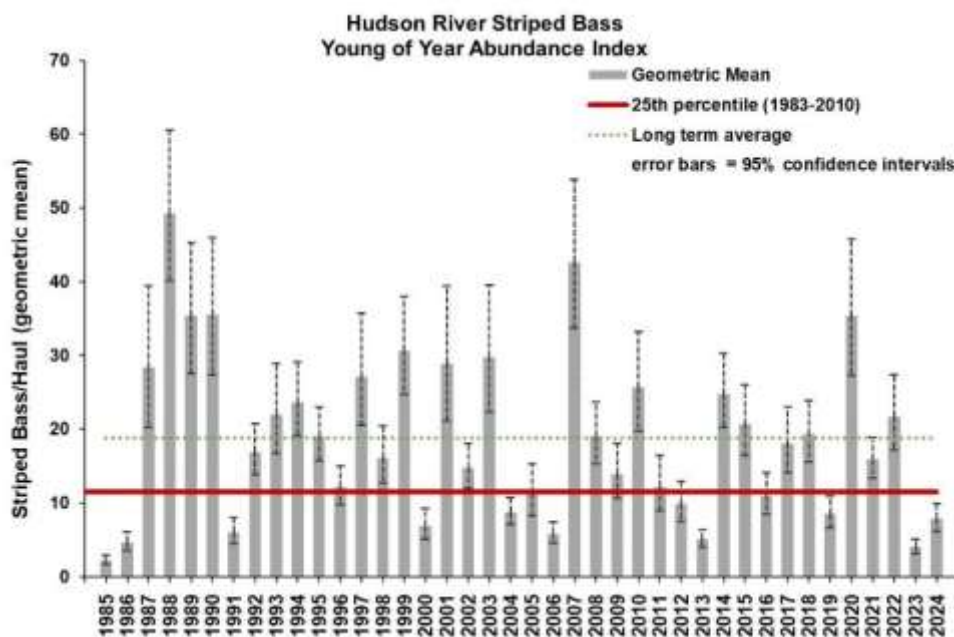
- Make your voices heard. The ASMFC provides public comment periods where you can express your opinions on actions that should be taken. There are several organizations (e.g., NY Coalition for Recreational Fishing, the American Saltwater Guide Association), Facebook groups (The Striped Bass Pledge, Stripers Forever), and blogs (<https://oneanglersvoyage.blogspot.com/>) that deal with these issues. The time needed to write your letters can be as little as 10 minutes. These letters are much more effective than signing on to an organization's form letter. The ASMFC does listen so please consider making your voices heard.
- Be responsible in your fishing practices. Practice effective catch and release methods, crush your barbs, remove the rear treble hook, and minimize the time the fish are kept out of water. All of these actions will support the fishery.
- Educate others. The anglers within the NYSFC represent the most avid and educated anglers in our sport. We have a duty and responsibility to impart our knowledge to others who may be less informed or new to the sport.

Finally, in 2025, 99.3% of the 1,022 fish entered in the NYSFC were released (1 bluefish and 6 fluke were harvested). This speaks volumes about the fishing club members of the NYSFC and their demonstration of good stewardship of the fisheries.

## Looking Forward

I wish that I could say that we have seen an improved outlook since last year. However, last year's words unfortunately ring true. "2024 (2025) proved to be another challenging season for surf fishing on Long Island. While I would like to say that there is a silver lining and that things will improve, the recruitment failure in the Chesapeake over the past six years (*now seven*) and the last two years in the Hudson are troubling. Combine this with a seeming depletion in the bluefish fishery and it appears that we have a black cloud hanging over our sport."





With that said, a number of successful spawns in the Chesapeake and Hudson would do wonders in changing this outlook. The question is if and when that will occur.

When the number of fish in our waters decreased, the keys to success were spelled out well by Steve, Aaron and Darwin. Persistence, time on the water, focusing on positive tides, leveraging successful patterns, and expanding beyond your comfort zone seem to be the roadmap to success.

## A Final Note

Two final acknowledgements. The first to our Contest Officer, John Citarella who continues to do an excellent job of gathering the data and quickly publishing the results. Thanks, John, for all that you do to help run the contest.

The second is to John Papciak, for your help in updating the Access database to accommodate the addition of fluke to the contest. You saved us considerable time and effort in incorporating fluke into the database – THANKS!

## Table I: 2025 Award Winners

### *A. Club Standings*

Place	Club	Bass Pts	Blue Pts	Weak Pts	Fluke Pts	Total Pts
1	HIGH HILL STRIPER CLUB	1,915	615	39	31	2,600
2	STRIPER SURF CLUB	1,719	640	23	82	2,464
3	ALL-ISLAND SURFCASTERS	1,646	567	21	49	2,283
4	PAUMONAK SURFCASTERS	1,380	813	0	60	2,253
5	FARRAGUT STRIPER CLUB	1,652	379	5	0	2,036
6	TRADITIONAL SURFCASTERS	1,245	203	6	0	1,454
7	NORTH BROOKHAVEN SPORTFISHING CLUB	856	298	6	0	1,161
8	NORTH FORK ANGLERS	943	176	7	6	1,132
9	GATEWAY STRIPER CLUB	793	140	0	0	933
10	ATLANTIC SURFCASTERS	67	184	0	0	251

### *B. Release Points*

Place	Name	Pts
1	PAUMONAK SURFCASTERS	9,386
2	HIGH HILL STRIPER CLUB	8,562
3	ALL-ISLAND SURFCASTERS	8,300
4	TRADITIONAL SURFCASTERS	2,620
5	NORTH FORK ANGLERS	2,417
6	NORTH BROOKHAVEN SPORTFISHING CLUB	2,028

### ***C. Individual Standings – Top 25***

<b>Place</b>	<b>Name</b>	<b>Club</b>	<b>Bass Pts</b>	<b>Blue Pts</b>	<b>Weak Pts</b>	<b>Fluke pts</b>	<b>Total Pts</b>
1	JAMES CAMERON	FSC	1,285	195	0	0	1,480
2	AARON GALLUSSER	HHSC	1,074	280	0	24	1,378
3	DARWIN LOPEZ	SSC	860	234	0	60	1,154
4	ROB LAROSA	PSC	699	167	0	0	866
5	ROSS SQUIRE	TSC	771	7	0	0	778
6	LEE GOODMAN	AIS	495	185	0	36	716
7	KEITH FRANZ	GSC	622	44	0	0	666
8	JIM ROMANO	NBSC	487	154	0	0	641
9	SANTOS ACOSTA	PSC	128	456	0	0	584
10	DYLAN JEWEL	AIS	404	132	0	0	536
11	JASON BRUNDER	AIS	350	158	5	0	513
12	DONALD DICOSTANZO	HHSC	267	129	13	0	409
13	MIKE PERRONE	SSC	263	52	0	0	315
14	LARRY WELCOME	NFA	264	23	0	0	287
15	DAVE WHITNEY	SSC	144	86	23	4	257
16	STEPHEN SCHUMACHER	NBSC	228	25	0	0	253
17	BLAKE WHITE	AIS	211	41	0	0	252
18	WILLIAM MULLER	TSC	100	106	0	0	206
19	BRIAN GARNOCK	HHSC	176	26	0	0	202
20	BRIAN MCMANUS	SSC	189	0	0	0	189
21	BOGGIE TUROWSKI	HHSC	112	51	12	0	175
22	RICH GREIN	TSC	130	29	6	0	165
22	JOE MAZZA	NFA	136	29	0	0	165
24	TOMMY SCALFANI	HHSC	91	70	0	3	164
25	JOHN MLODYNIA	FSC	146	16	0	0	162

### ***D. Largest Species (First place)***

Species	Name	Club	Date	Weight	Location
Striped Bass	BOGGIE TUROWSKI	HHSC	6/17/2025	45.00	SOUTH SHORE
Striped Bass	CHRIS KOUIMANIS	AIS	6/17/2025	45.00	SOUTH SHORE
Striped Bass	LARRY PACIFICO	AIS	10/3/2025	45.00	SOUTH SHORE
Bluefish	ROB LAROSA	PSC	10/1/2025	19.00	SOUTH SHORE
Weakfish	JASON BRUNDER	AIS	10/16/2025	5.00	MONTAUK
Fluke	LEE GOODMAN	AIS	9/23/2025	8.00	SOUTH SHORE

### ***E. Women's Division (First place)***

Species	Name	Club	Date	Weight	Location
Striped Bass	NICOLE GAINES	SSC	10/7/2025	20.00	SOUTH SHORE
Bluefish	NICOLE GAINES	SSC	5/10/2025	14.00	SOUTH SHORE
Weakfish	NO ENTRY	N/A	N/A	N/A	N/A
Fluke	NO ENTRY	N/A	N/A	N/A	N/A

### ***F. Children's Division (First place)***

Species	Name	Club	Date	Weight	Location
Striped Bass	NO ENTRY	N/A	N/A	N/A	N/A
Bluefish	ELENA LAPERSONERIE	PSC	7/18/2025	8.00	SOUTH SHORE

### ***G. Junior Division (First place)***

Species	Name	Club	Date	Weight	Location
Striped Bass	AYDEN JEWEL	AIS	5/16/2026	14.00	SOUTH SHORE
Bluefish	ADAM GROSSMAN	GSC	5/22/2026	15.00	SOUTH SHORE

### ***H. Flyrod Division (First place)***

Species	Name	Club	Date	Weight	Location
Striped Bass	NO ENTRY	N/A	N/A	N/A	N/A
Bluefish	NO ENTRY	N/A	N/A	N/A	N/A



## Table II: Largest of Species – 2025

*Top witnessed or weighed-in fish by weight.*

*Note that a given angler is limited to one fish for the Largest of Species final tabulation.*

### Striped Bass:

Place	Name	Club	Date	Weight	Location
1	BOGGIE TUROWSKI	HHSC	6/17/2025	45.00	SOUTH SHORE
1	CHRIS KOUIMANIS	AIS	6/17/2025	45.00	SOUTH SHORE
1	LARRY PACIFICO	AIS	10/3/2025	45.00	SOUTH SHORE
4	AARON GALLUSSER	HHSC	10/7/2025	42.00	SOUTH SHORE
5	BRIAN GARNOCK	HHSC	10/8/2025	40.00	SOUTH SHORE

### Bluefish:

Place	Name	Club	Date	Weight	Location
1	ROB LAROSA	PSC	10/1/2025	19.00	SOUTH SHORE
2	SANTOS ACOSTA	PSC	5/12/2025	17.00	SOUTH SHORE
2	ROB LAROSA	PSC	6/22/2025	17.00	SOUTH SHORE
2	SANTOS ACOSTA	PSC	7/12/2025	17.00	SOUTH SHORE
4	CHRIS SABELLA	NBSC	5/23/2025	16.00	SOUTH SHORE
5	ROB LAROSA	PSC	6/11/2025	16.00	SOUTH SHORE

### Weakfish:

Place	Name	Club	Date	Weight	Location
1	JASON BRUNDER	AIS	10/16/2025	5.00	MONTAUK POINT

### Fluke:

Place	Name	Club	Date	Weight	Location
1	LEE GOODMAN	AIS	9/23/2025	8.00	SOUTH SHORE
2	JIMMY BENES	PSC	6/30/2025	7.00	SOUTH SHORE
3	RON CONTRELLI	NFA	5/4/2025	6.00	SOUTH SHORE
4	DON DEMASCO	PSC	9/8/2025	6.00	SOUTH SHORE
5	JIMMY BENES	PSC	10/3/2025	6.00	SOUTH SHORE

**Table III: Interclub Total Points Winners - 2025**

***A. Gold - (12)***

<b>Name</b>	<b>Club</b>	<b>Points</b>
JAMES CAMERON	FSC	1,480
AARON GALLUSSER	HHSC	1,378
DARWIN LOPEZ	SSC	1,154
ROB LAROSA	PSC	866
ROSS SQUIRE	TSC	778
LEE GOODMAN	AIS	716
KEITH FRANZ	GSC	666
JIM ROMANO	NBSC	641
SANTOS ACOSTA	PSC	584
DYLAN JEWEL	AIS	536
JASON BRUNDER	AIS	513
DONALD DICOSTANZO	HHSC	409

***B. Silver - (7)***

<b>Name</b>	<b>Club</b>	<b>Points</b>
MIKE PERRONE	SSC	315
LARRY WELCOME	NFA	287
DAVE WHITNEY	SSC	257
STEPHEN SCHUMACHER	NBSC	253
BLAKE WHITE	AIS	252
WILLIAM MULLER	TSC	206
BRIAN GARNOCK	HHSC	202

### ***C. Bronze - (15)***

<b>Name</b>	<b>Club</b>	<b>Points</b>
BRIAN MCMANUS	SSC	189
BOGGIE TUROWSKI	HHSC	175
RICH GREIN	TSC	165
JOE MAZZA	NFA	165
TOMMY SCALFANI	HHSC	164
JOHN MLODYNIA	FSC	162
ROB LUCIA	ASC	160
MARK BROOME	TSC	156
JIM JAGET	SSC	155
MANNY PELLEGRINIS	PSC	150
HOWARD GROSSMAN	GSC	137
STEVE TROGELE	SSC	130
CHRIS SABELLA	NBSC	122
LEIF GOBEL	NFA	109
JOE GIGLIETTA	SSC	100

**Table IV: 2025 Top 5 Anglers by Species**

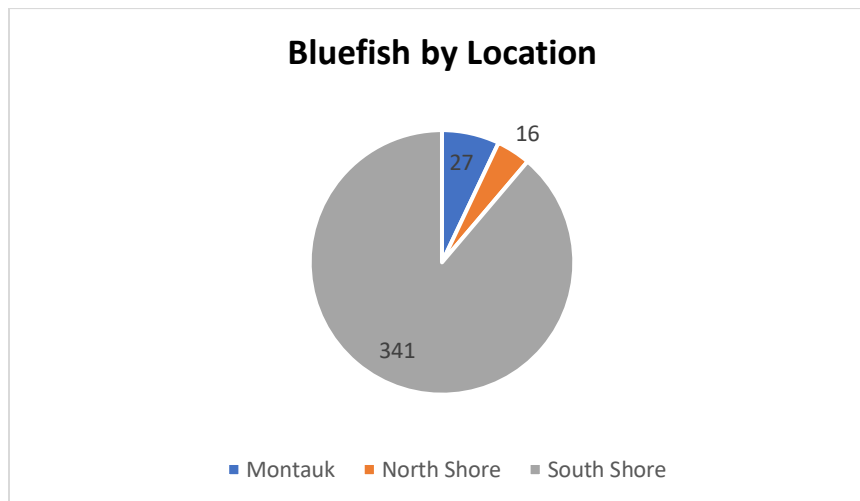
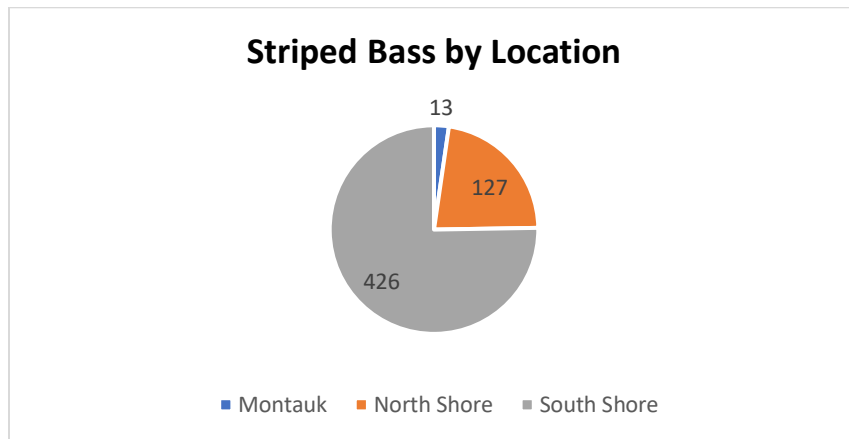
<b>Striped Bass</b>	<b>Name</b>	<b>Club</b>	<b>Points</b>
1	JAMES CAMERON	FSC	1,285
2	AARON GALLUSSER	HHSC	1,378
3	DARWIN LOPEZ	SSC	860
4	ROSS SQUIRE	TSC	771
5	ROB LAROSA	PSC	699

<b>Bluefish</b>	<b>Name</b>	<b>Club</b>	<b>Points</b>
1	SANTOS ACOSTA	PSC	456
2	AARON GALLUSSER	HHSC	280
3	DARWIN LOPEZ	SSC	234
4	JAMES CAMERON	FSC	195
5	LEE GOODMAN	AIS	185

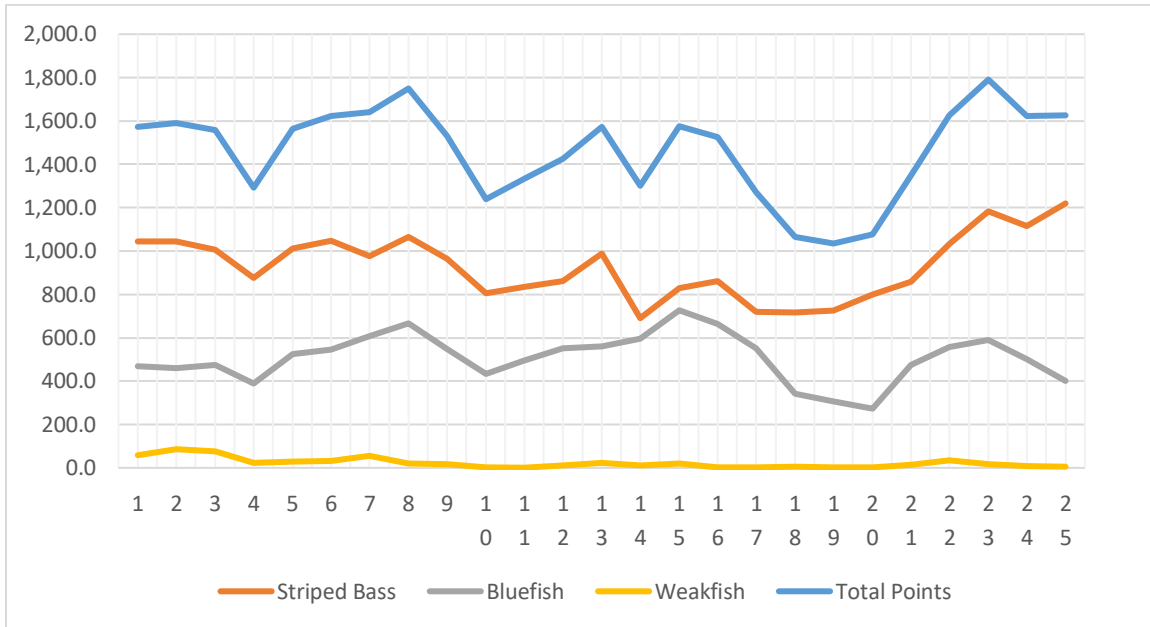
<b>Weakfish</b>	<b>Name</b>	<b>Club</b>	<b>Points</b>
1	DAVE WHITNEY	SSC	23
2	JAKE EHL	AIS	16
3	DON DICOSTANZO	HHSC	13
4	BOGGIE TUROWSKI	HHSC	12
5	ANDREW CHARRON	NFA	7

Fluke	Name	Club	Points
1	DARWIN LOPEZ	SSC	60
2	JIMMY BENES	PSC	40
3	LEE GOODMAN	AIS	36
4	AARON GALLUSSER	HHSC	24
5	DON DEMASCO	PSC	20

**Table V: 2025 Striped Bass & Bluefish by Location – Fish Entered**



**Table VI: Average Points by All NYSFC Fishing Clubs (2001-2025)**



**Table VII: NYSFC Results – Average Points Per Club (2002 - 2025)**

SPECIES	2002	2003	2004	2005	2006	2007	2008	2009	2010	2011	2012	2013	2014	2015	2016	2017
Striped Bass	1,044	1,006	877	1,012	1,049	976	1,065	965	906	836	861	988	690	829	862	719
Bluefish	460	476	390	524	545	607	666	549	486	495	551	561	597	727	662	550
Weakfish	86	75	24	28	31	56	20	18	2	1	13	24	13	20	4	2
<b>TOTAL</b>	<b>1,590</b>	<b>1,557</b>	<b>1,291</b>	<b>1,564</b>	<b>1,625</b>	<b>1,639</b>	<b>1,751</b>	<b>1,532</b>	<b>1,394</b>	<b>1,332</b>	<b>1,425</b>	<b>1,573</b>	<b>1,300</b>	<b>1,575</b>	<b>1,528</b>	<b>1,271</b>

SPECIES	2018	2019	2020	2021	2022	2023	2024	2025
Striped Bass	717.08	726.67	799.64	859.18	1,033.27	1,183.91	1,113.90	1,219.60
Bluefish	343.08	305.5	273.18	474.73	558.64	590.18	500.90	401.5
Weakfish	4.33	2.67	3.91	15.36	33.64	16.91	8.7	10.1
Fluke	N/A	N/A	N/A	N/A	N/A	N/A	N/A	23.5
<b>TOTAL</b>	<b>1,064.5</b>	<b>1,034.83</b>	<b>1,076.73</b>	<b>1,349.27</b>	<b>1,625.55</b>	<b>1,791.00</b>	<b>1,623.50</b>	<b>1,654.70</b>

**Table VIII: 2025 Fish Entered by Month**

	Apr	May	Jun	Jul	Aug	Sep	Oct	Nov	TOTAL
<b>Striped Bass</b>	75	91	84	29	57	63	90	77	566
<b>Bluefish</b>	50	99	72	36	43	56	28	0	384
<b>Weakfish</b>	0	4	0	0	2	9	2	0	17
<b>Fluke</b>	0	4	2	9	5	27	8	0	55
<b>TOTAL</b>	<b>125</b>	<b>198</b>	<b>158</b>	<b>74</b>	<b>107</b>	<b>155</b>	<b>128</b>	<b>77</b>	<b>1,022</b>

**Table IX: 2025 Number of Fish Caught - By Size**

LBS	STRIPED BASS	BLUEFISH	LBS	STRIPED BASS
5		16	28	30
6		31	29	15
7		34	30	21
8		35	31	9
9		27	32	14
10	20	57	33	11
11	16	40	34	4
12	49	47	35	7
13	29	19	36	8
14	38	30	37	6
15	28	30	38	7
16	22	12	39	5
17	21	4	40	2
18	33	1	41	2
19	19	1	42	6
20	29		43	2
21	14		44	1
22	21		45	3
23	11		46	1
24	17		47	0
25	15		48	1
26	16			
27	13			

	STRIPED BASS	BLUEFISH
<b>TOTAL ENTERED</b>	<b>566</b>	<b>384</b>

**Table X: Fishing Club Percentage Change 2023-2025**

CLUB	2023	2024	2025	CHANGE FOM 2024	CHANGE FROM 2023
ALL-ISLAND SURFCASTERS	3,256	2,925	2,283	-21.9%	-29.9%
ATLANTIC SURFCASTERS	2,162	260	251	-3.5%	-88.4%
FARRAGUT STRIPER CLUB	2,177	2,143	2,036	-5%	-6.5%
GATEWAY STRIPER CLUB	1,129	850	933	9.8%	-17.4%
HIGH HILL STRIPER CLUB	2,843	2,518	2,600	3.3%	-8.5%
NO. BROOKHAVEN SPORTFISHING CLUB	1,004	1,223	1,161	-5.1%	15.6%
NORTH FORK ANGLERS	1,676	1,133	1,132	-.09%	-32.5%
PAUMONAK SURFCASTERS	1,121	2,024	2,253	11.3%	101%
STRIPER SURF CLUB	2,504	1,822	2,464	35.2%	-1.6%
TRADITIONAL SURFCASTERS	1,638	1,337	1,454	8.8%	-11.2%
<b>TOTAL</b>	<b>21,533</b>	<b>18,259</b>	<b>16,567</b>	<b>-9.3%</b>	<b>-23.1%</b>

**Table XI: 2025 Harvest/Release Analysis**

	Released		TOTAL	% Released
	Yes	No		
<b>Striped Bass</b>	566	0	566	100%
<b>Bluefish</b>	383	1	384	99.7%
<b>Weakfish</b>	17	0	17	100%
<b>Fluke</b>	49	6	55	89%
<b>Overall</b>	1,015	7	1,022	99.3%

**Table XII: 2025 – Where and When**

**Striped Bass:**

	<b>Montauk</b>	<b>North Shore</b>	<b>South Shore</b>	<b>TOTAL</b>
<b>April</b>	0	21	54	<b>75</b>
<b>May</b>	0	22	69	<b>91</b>
<b>June</b>	3	19	62	<b>84</b>
<b>July</b>	5	1	23	<b>29</b>
<b>August</b>	1	25	31	<b>57</b>
<b>September</b>	4	23	36	<b>63</b>
<b>October</b>	0	15	75	<b>90</b>
<b>November</b>	0	1	76	<b>77</b>
<b>TOTAL</b>	<b>13</b>	<b>127</b>	<b>426</b>	<b>566</b>

**Bluefish:**

	<b>Montauk</b>	<b>North Shore</b>	<b>South Shore</b>	<b>TOTAL</b>
<b>April</b>	0	0	50	<b>50</b>
<b>May</b>	3	3	93	<b>99</b>
<b>June</b>	9	3	60	<b>72</b>
<b>July</b>	5	0	31	<b>36</b>
<b>August</b>	0	1	42	<b>43</b>
<b>September</b>	10	9	37	<b>56</b>
<b>October</b>	0	0	28	<b>28</b>
<b>November</b>	0	0	0	<b>0</b>
<b>TOTAL</b>	<b>27</b>	<b>16</b>	<b>341</b>	<b>384</b>