




# 2024 Annual Report



Montauk South Side

Prepared by Ross Squire, New York Coalition for Recreational Fishing

# **New York Surf Fishing Contest 2024 Annual Report**

**Contest Officer – John Citarella**

## **Table of Contents**

Overview.....	3
On Average .....	7
Significant Fish .....	8
Conservation .....	9
Looking Forward.....	11
A Final Note.....	12
Table I: 2024 Award Winners.....	13
A. Club Standings.....	13
B. Released Points.....	13
C. Individual Standings .....	14
D. Largest Species (First place) .....	15
E. Women's Division (First place) .....	15
F. Children's Division (First place) .....	15
G. Junior Division (First place).....	15
H. Flyrod Division (First place).....	15
Table II: Largest of Species – 2024 .....	16
Table III: Interclub Total Points Winners - 2024.....	17
A. Gold – (9).....	17
B. Silver – (16).....	17
C. Bronze – (12).....	18
Table IV: 2024 Top 5 Anglers by Species.....	18
Table V: 2024 Striped Bass by Location – Fish Entered .....	19
Table VI: 2024 Bluefish by Location – Fish Entered .....	19
Table VII: NYSFC Results – Average Points Per Club (2002 - 2024).....	20
Table VIII: 2024 Fish Entered by Month .....	21
Table IX: 2024 Number of Fish Caught - By Size.....	21
Table X: Fishing Club Percentage Change 2023-2024 .....	22
Table XI: 2024 Harvest/Release Analysis .....	22
Table XII: 2024 – Where and When .....	23

## Overview

The 2024 New York Surf Fishing Contest (NYSFC) included 10 fishing clubs with Bayside Anglers leaving the NYSFC. Beginning in 2024, the New York Coalition for Recreational Fishing assumed the operational running of the NYSFC, co-sponsoring the contest with The Fisherman Magazine. In all, we had 325 eligible anglers with verified scales. Of the total eligible anglers, this year 105 anglers earned NYSFC points.

All-Island Surfcasters gained top honors, earning the number one position in total points for 2024. All-Island's 2,925 points were 407 points better than runner-up High Hill Striper Club (2,518). Farragut Striper Club finished in third place with 2,143 points (Table I-A).

In the Released Fish category, All-Island Surfcasters eked out the first-place finish with 11,152 points, 52 points better than second-place Paumonak Surfcasters. High Hill Striper Club finished in third place with 7,640 points. Of the 1,043 total fish (striped bass, bluefish and weakfish) entered in the contest, all were released.

Of the competing clubs, only two showed percentage improvements over 2023 - Paumonak Surfcasters (+81%) and North Brookhaven Sportfishing Club (+22%). The rest of the surf fishing clubs showed small to fairly significant reductions in their 2024 results (Table X).

Steve Russo of All-Island Surfcasters claimed the top spot in the Individual Standings (1,763) besting second-place Aaron Gallusser (High Hill Striper Club) by 463 points. Santos Accosta of Paumonak Surfcasters was third with 859 points, Brian Hayes (Striper Surf Club) was fourth with 715 points and John Mlodynia (Farragut Striper Club) rounded out the Top 5 with 672 points. (Table I-C).

Sue Wallace (All-Island Surfcasters) reigned supreme in the Women's Striped Bass category landing a 40-pound striper. Amanda Jensen (All-Island Surfcasters) took the top

spot in the Bluefish category with a 12-pound bluefish.

The following is the breakdown of the number of Top 25 anglers that participated in the NYSFC for each club:

<b>Club</b>	<b># Anglers in the Top 25</b>
All-Island Surfcasters	4
Farragut Striper Club	4
High Hill Striper Club	3
Traditional Surfcasters	3
Gateway Striper Club	2
North Brookhaven Sportfishing	2
North Fork Anglers	2
Paumonak Surfcasters	2
Striper Surf Club	2
Atlantic Surfcasters	1
<b>TOTAL</b>	<b>25</b>

In total, 9 anglers achieved the Gold level, 16 anglers the Silver level, and 12 anglers at the Bronze level (Table III).

So how did Steve Russo and Aaron Gallusser achieve the top spots? In speaking with both, they offered some interesting comments:

- There is just no substitute for time on the water. Both Steve and Aaron typically spend 4+ days/nights on the water during the season and then kick it into high gear fishing in October and November. They focused on fishing the days and nights around the new and full moons.
- Steve noted that this year was a grind and a key to his success was his persistence and not giving up. He also went outside of his comfort zone, putting time into new locations.

- All in all, Steve and Aaron agreed that this was a challenging year and that it was very difficult to find any consistency from one outing to another. When patterns did emerge, they were short-lived and you needed to fish them hard.
- Aaron and Steve both fish North and South Shore locations. Aaron noted that this year was not as productive on the North Shore as prior years. He attributes this to the lack of adult bunker and other bait which were not as plentiful as in other years.
- Most of Aaron's success this fall was found fishing in the daylight hours.
- The lures of choice for Aaron were bucktails, bottle plugs, darters, Tsunami Bunker Shads, and swim baits while Steve found success with bottle plugs and diamond jigs (even at night!).
- Steve noted that he saw a decrease in the number of bluefish available from the beach. While he got into some blues during the spring run, the blues were tough to come by in the fall.
- Both Aaron and Steve noted that the large percentage of fish caught were slot and above slot-sized fish with a shortage of smaller fish in the mix.

A full listing of contest winners can be found in:

- Table I: 2024 Award Winners
- Table II: Largest of Species – 2024
- Table III: Interclub Total Points Winners – 2024

The NYSFC 2024 results show a decrease from 2023 levels:

- The average striped bass points per club decreased 6% from 2023 levels (1183.9 versus 1,113.9) (Table VII).
- Average bluefish points were down 15% over 2023 levels (590.2 versus 500.9).
- The total points of the Top Five anglers saw a 10% decrease from 2023.
- The total points of the Top Five clubs saw a 26% decrease from 2023.
- The total release points of the Top Three clubs saw a 43% decrease from 2023.

It should be noted that the total number of fish caught was influenced by having one fewer surf club participating in 2024.

2024 saw inconsistent fishing throughout Long Island's surf. While we had a presence of sand eels on the South Shore in the fall, we did not see the type of consistent fishing seen in other years. This could be due to having fewer fish close to shore or a lack of significant bluefish to drive the bait and fish to our beaches. The North Shore saw a significant decrease in the amount of bait available with adult bunker fairly scarce for most of the year.

Bluefish made their customary arrival on the South Shore in May but never really showed in any great numbers in the fall. The North Shore saw a significant decline in bluefish entered into the contest with only 10 bluefish entered on the North Shore in October and November. Most troubling was the lack of schoolies throughout the year. We may need to get used to this as the six years of poor recruitment in the Chesapeake will surely impact our fishing over the next several years.

The Montauk Fall Run never materialized. From August through November, there were only 10 striped bass entered from Montauk. In total, there were 25 fish entered from Montauk out of a total of 572 striped bass entered. We also lost Paulie's Bait and Tackle, leaving Montauk with no significant bait and tackle shop that catered to the surfcaster. All of this would lead you to believe that Montauk is no longer the Mecca for striped bass.

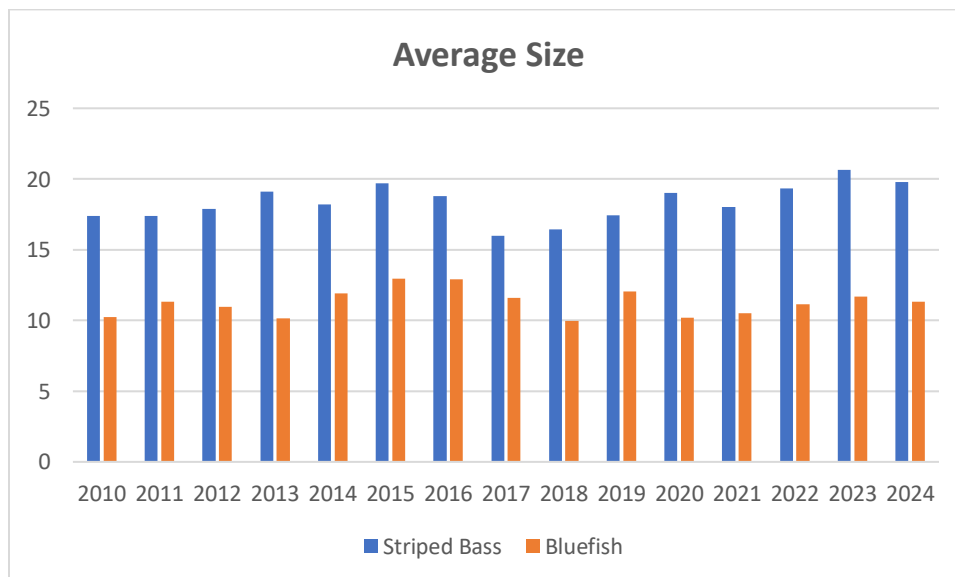
All of this is not to say that there were no runs of fish. If you were lucky enough to be in the right place at the right time you were rewarded with mostly slot and larger fish. These fish could be the remnants of the strong 2015- and 2011-year classes.

In summary, it took many anglers a very large commitment of time and effort to produce positive results in the surf this year. As noted in other annual reports "... the numbers included in this report do not include a much-overlooked statistic — *catch per*

*unit effort* or the amount of effort required to catch fish. To a man, the great majority of anglers queried reported needing to invest substantially more time on the water to produce the fish they catch compared to previous years. It is very difficult to quantify *catch per unit effort* since it is rarely tracked. The clubs in this contest probably represent most of the 10% of anglers who catch 90% of the fish. These are also very skillful anglers. Thus, as fish populations shrink, these anglers develop new approaches, fish in new locales, fish longer hours, and make more trips because they own the skills to make the effort pay off, and because they are pushed by the competition. Meanwhile, the 90% of surf anglers who catch 10% of the fish become frustrated, make fewer trips, and may ultimately give up. Finally, in the surf, so much depends on the abundance and distribution of bait that the yearly catch may fluctuate wildly even when fish populations are expanding or contracting."

## On Average

Below are the average weights for striped bass and bluefish for the 2024 season and a historical comparison dating to 2010.



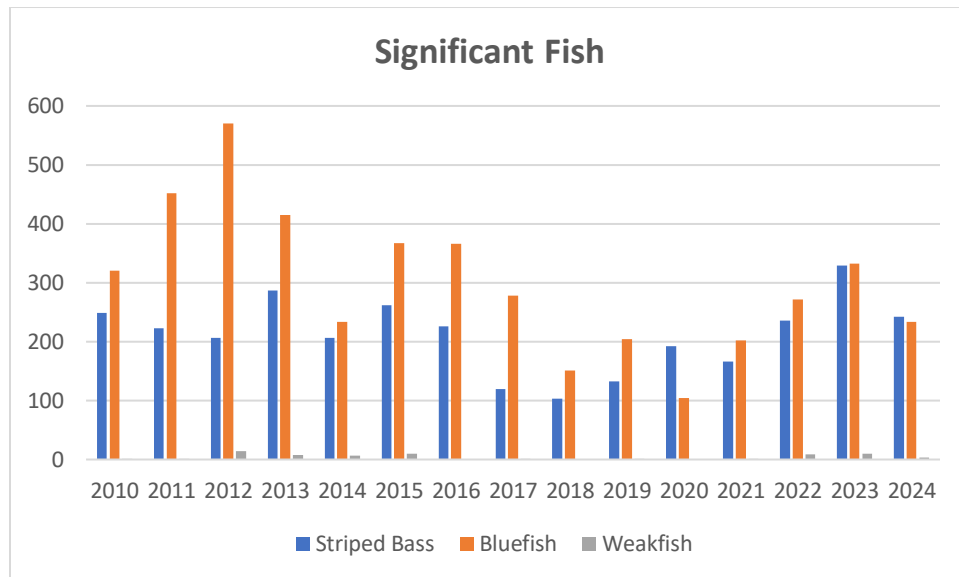
## Significant Fish

To qualify as a “Significant Fish” the NYSFC uses the following minimum weights:

**Striped Bass – 20lbs; Bluefish – 12lbs; Weakfish – 8lbs**

In the striped bass category, the clubs totaled 242 fish weighing 20 pounds or better. This is a decrease of 24.4% from 2023 when the clubs totaled 329 fish at or above the 20-pound mark (Table IX).

In the bluefish category, the clubs entered 234 bluefish weighing at least 12 pounds. This represented a 29.5% decrease from 2023 when the total had been 332 bluefish at or above 12 pounds.



In the Largest Striped Bass category (witnessed), Santos Acosta from All-Island Surfcasters weighed in a 47.0-pounder in October taken on the South Shore ([Table II](#)).

In the Largest Bluefish category (witnessed), Keith Bascone from Paumonak Surfcasters weighed in a 21.0-pounder in October taken on the South Shore ([Table II](#)).



In the Largest Weakfish category (witnessed), there was not a fish entered that weighed at least eight pounds.

## **Conservation**

2024 was the first year of the ASMFC's emergency action regulation, that is a slot of one fish between 28"-31" per day for all members of the recreational sector. The most recent Atlantic Marine Fisheries Commission (ASMFC) Technical Assessment released in 2024 showed that there is less than a 50% probability of rebuilding the striped bass fishery by 2029. This rebuilding date was established in the Striped Bass Fishery Management Plan.

Rather than take action to address this shortfall in rebuilding the fishery, the Striped Bass Management Board decided against taking immediate action to implement additional harvest reductions. Instead, the Board voted to initiate an addendum process to analyze the possible management actions needed to meet the 2029 rebuilding mandate. Once the draft addendum has been approved by the Board it will be published and begin a public comment period where we will be able to weigh-in on the management options that will be offered. This draft should be ready by the summer with the Board considering action at their 2025 Annual Meeting held in the fall.

The decision by the Board to defer action means that the large 2018-year class will be exposed to the 28"-31" slot size which will remain in effect for 2025. The 2018-year class is the last significant year class and has been followed by six consecutive years of historically low recruitment in the Chesapeake, which is estimated to contribute ~80% of the striped bass population. A look at the tables on page 11 indicates that the present state of the fishery is almost a mirror image of the collapse in the mid-1980s.

This poor recruitment has been attributed to many factors: climate change which has resulted in warmer winters and warmer water temperatures, shorter changes in spring weather patterns, a lack of food necessary to feed the newly spawned striped bass, and the emergence of blue catfish which feed on striped bass. As if this was not bad enough

news, the Hudson River has also experienced very low recruitment for the past two years. The fact of the matter is we do not have an exact reason for this recruitment failure, nor do we know when and if it will end.

Not as talked about but equally troubling has been the state of the bluefish fishery. We are simply not seeing the numbers of bluefish in our waters that we are accustomed to.

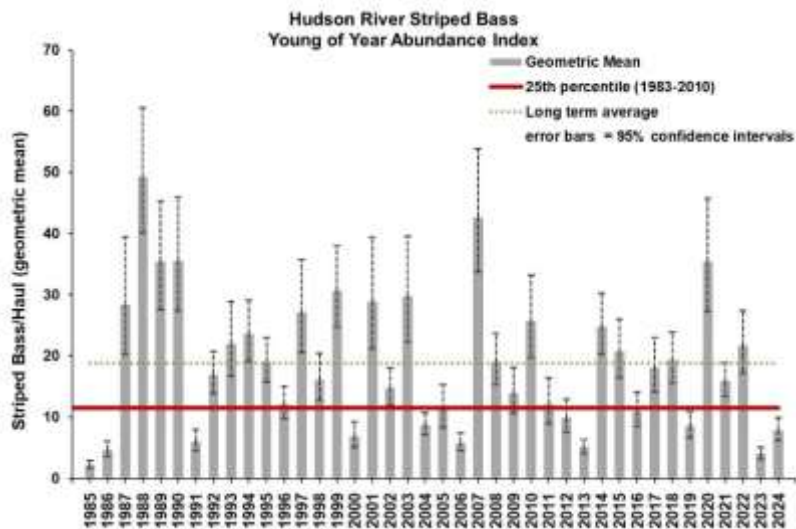
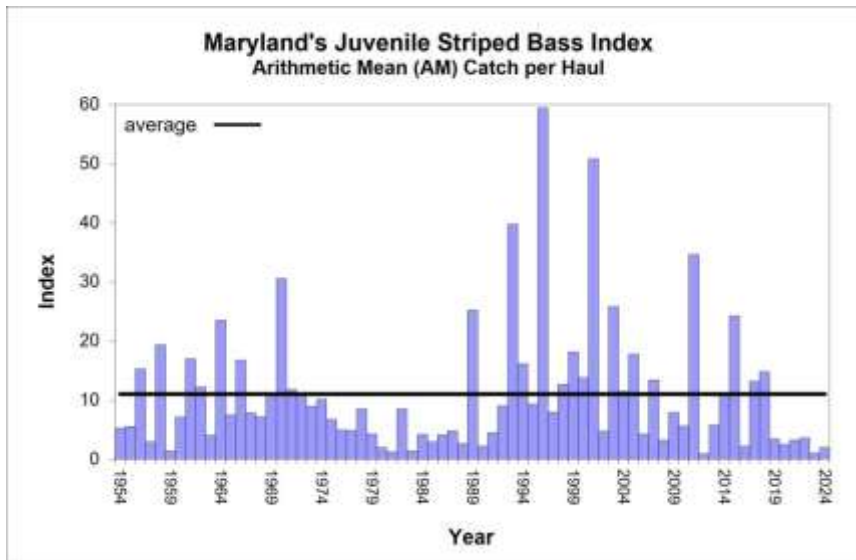
What can/should you do?

- Make your voices heard. The ASMFC provides public comment periods where you can express your opinions on actions that should be taken. There are several organizations (e.g., NY Coalition for Recreational Fishing, the American Saltwater Guide Association), Facebook groups (The Striped Bass Pledge, Strippers Forever), and blogs (<https://oneanglersvoyage.blogspot.com/>) that deal with these issues. The time needed to write your letters can be as little as 10 minutes. These letters are much more effective than signing on to an organization's form letter. The ASMFC does listen so please consider making your voices heard.
- Be responsible in your fishing practices. Practice effective catch and release methods, crush your barbs, remove the rear treble hook, and minimize the time the fish are kept out of water. All of these actions will support the fishery.
- Educate others. The anglers within the NYSFC represent the most avid and educated anglers in our sport. We have a duty and responsibility to impart our knowledge to others who may be less informed or new to the sport.

In 2024 none of the 1,043 fish entered in the NYSFC were harvested. This speaks volumes about the fishing club members of the NYSFC and their demonstration of good stewardship of the fisheries.

## Looking Forward

2024 proved to be another challenging season for surf fishing on Long Island. While I would like to say that there is a silver lining and that things will improve, the recruitment failure in the Chesapeake over the past six years and the last two years in the Hudson are troubling. Combine this with a seeming depletion in the bluefish fishery and it appears that we have a black cloud hanging over our sport.



With that said a number of successful spawns in the Chesapeake and Hudson would do wonders in changing this outlook. The question is if and when that will occur.

When the number of fish in our waters decrease the keys to success were spelled out well by Steve and Aaron. Persistence, time on the water, focusing on positive tides, leveraging successful patterns, and expanding beyond your comfort zone seem to be the roadmap to success.

## **A Final Note**

I want to acknowledge and say "Thank You" to our Contest Officer, John Citarella who continues to do an excellent job of gathering the data and quickly publishing the results. This is a thankless job, and John, please know that your time and efforts are greatly appreciated.

## Table I: 2024 Award Winners

### *A. Club Standings*

Place	Club	Bass Pts	Blue Pts	Weak Pts	Total Pts
1	ALL-ISLAND SURFCASTERS	1,887	1,018	20	2,925
2	HIGH HILL STRIPER CLUB	1,747	749	22	2,518
3	FARRAGUT STRIPER CLUB	1,500	627	16	2,143
4	PAUMONAK SURFCASTERS	1,164	843	17	2,024
5	STRIPER SURF CLUB	1,386	436	0	1,822
6	TRADITIONAL SURFCASTERS	1,014	311	12	1,337
7	NORTH BROOKHAVEN SPORTFISHING CLUB	823	400	0	1,223
8	NORTH FORK ANGLERS	926	207	0	1,133
9	GATEWAY STRIPER CLUB	597	253	0	850
10	ATLANTIC SURFCASTERS	95	165	0	260

### *B. Released Points*

Place	Name	Pts
1	ALL-ISLAND SURFCASTERS	11,152
2	PAUMONAK SURFCASTERS	11,100
3	HIGH HILL STRIPER CLUB	7,640
4	TRADITIONAL SURFCASTERS	3,532
5	NORTH BROOKHAVEN SPORTFISHING CLUB	3,094
6	NORTH FORK ANGLERS	2,765

### ***C. Individual Standings***

Place	Name	Club	Bass Pts	Blue Pts	Weak Pts	Total Pts
1	STEVE RUSSO	AIS	936	815	12	1,763
2	AARON GALLUSSER	HHSC	941	337	22	1,300
3	SANTOS ACOSTA	PSC	316	543	0	859
4	BRIAN HAYES	SSC	616	99	0	715
5	JOHN MLODYNIA	FSC	437	235	0	672
6	ROB LAROSA	PSC	401	175	0	576
7	JAMES CAMERON	FSC	451	67	0	518
7	JIM ROMANO	NBSC	343	175	0	518
7	ROSS SQUIRE	TSC	483	35	0	518
10	CHRIS KOUIMANIS	AIS	379	0	0	379
11	MIKE PERRONE	SSC	331	40	0	371
12	STEPHEN SCHUMACHER	NBSC	215	98	0	313
13	KEITH FRANZ	GSC	297	13	0	310
14	DONALD DICOSTANZO	HHSC	274	34	0	308
15	LARRY WELCOME	NFA	266	38	0	304
16	FRANK ESPOSITO	GSC	122	162	0	284
17	LEE GOODMAN	AIS	195	86	0	281
18	BLAKE WHITE	AIS	247	16	0	263
19	PETER TITOLO	TSC	260	0	0	260
20	RICH GREIN	TSC	180	23	12	215
21	BRET MCGOWAN B	HHSC	52	156	0	208
22	ROB LUCIA	ASC	59	147	0	206
23	TOM PIRRAGLIA	FSC	129	76	0	205
24	DANIEL LODATO	FSC	123	80	0	203
25	ARDEN GARDELL	NFA	201	0	0	201

### ***D. Largest Species (First place)***

Species	Name	Club	Date	Weight	Location
Striped Bass	SANTOS ACOSTA	PSC	10/2/2024	47.00	SOUTH SHORE
Bluefish	KEITH BASCONE	PSC	10/13/2024	21.00	SOUTH SHORE
Weakfish	DYLAN JEWEL	AIS	9/21/2024	8.00	SOUTH SHORE

### ***E. Women's Division (First place)***

Species	Name	Club	Date	Weight	Location
Striped Bass	SUE WALLACE	AIS	11/6/2024	40.00	SOUTH SHORE
Bluefish	AMANDA JENSEN	AIS	5/14/2024	12.00	SOUTH SHORE
Weakfish	NO ENTRY	N/A	N/A	N/A	N/A

### ***F. Children's Division (First place)***

Species	Name	Club	Date	Weight	Location
Striped Bass	NO ENTRY	N/A	N/A	N/A	N/A
Bluefish	ELENA LAPERSINARIE	PSC	5/5/2024	11.00	SOUTH SHORE

### ***G. Junior Division (First place)***

Species	Name	Club	Date	Weight	Location
Striped Bass	NO ENTRY	N/A	N/A	N/A	N/A
Bluefish	AYDEN JEWEL	AIS	5/6/2026	16.00	SOUTH SHORE

### ***H. Flyrod Division (First place)***

Species	Name	Club	Date	Weight	Location
Striped Bass	NO ENTRY	N/A	N/A	N/A	N/A
Bluefish	NO ENTRY	N/A	N/A	N/A	N/A

## Table II: Largest of Species – 2024

*Top witnessed or weighed-in fish by weight.*

*Note that a given angler is limited to one fish for the Largest of Species final tabulation.*

### Striped Bass:

Place	Name	Club	Date	Weight	Location
1	SANTOS ACOSTA	PSC	10/2/2024	47.00	SOUTH SHORE
2	SUE WALLACE	AIS	11/6/2024	40.00	SOUTH SHORE
3	CHRIS KOUIMANIS	AIS	5/28/2024	38.00	SOUTH SHORE
4	STEVE RUSSO	AIS	10/23/2024	37.00	SOUTH SHORE
5	CHRIS KOUIMANIS	AIS	9/24/2024	36.00	SOUTH SHORE

### Bluefish:

Place	Name	Club	Date	Weight	Location
1	KEITH BASCONE	PSC	10/13/2024	21.00	SOUTH SHORE
2	SANTOS ACOSTA	PSC	9/11/2024	19.00	SOUTH SHORE
3	STEVE RUSSO	AIS	5/11/2024	18.00	SOUTH SHORE
3	SANTOS ACOSTA	PSC	5/24/2024	18.00	SOUTH SHORE

### Weakfish:

Place	Name	Club	Date	Weight	Location
1	DYLAN JEWEL	AIS	9/21/24	8.00	SOUTH SHORE
2	STEVE RUSSO	AIS	6/29/24	7.00	NORTH SHORE
3	DAVID MATTHEWS	PSC	7/31/24	6.00	SOUTH SHORE



**Table III: Interclub Total Points Winners - 2024**

***A. Gold - (9)***

<b>Name</b>	<b>Club</b>	<b>Points</b>
STEVE RUSSO	AIS	1,763
AARON GALLUSSER	HHSC	1,300
SANTOS ACOSTA	PSC	859
BRIAN HAYES	SSC	715
JOHN MLODYNIA	FSC	672
ROB LAROSA	PSC	576
JAMES CAMERON	FSC	518
JIM ROMANO	NBSC	518
ROSS SQUIRE	TSC	518

***B. Silver - (16)***

<b>Name</b>	<b>Club</b>	<b>Points</b>
CHRIS KOUIMANIS	AIS	379
MIKE PERRONE	SSC	371
STEPHEN SCHUMACHER	NBSC	313
KEITH FRANZ	GSC	310
DONALD DICOSTANZO	HHSC	308
LARRY WELCOME	NFA	304
FRANK ESPOSITO	GSC	284
LEE GOODMAN	AIS	281
BLAKE WHITE	AIS	263
PETER TITOLO	TSC	260
RICH GREIN	TSC	215
BRET MCGOWAN	HHSC	208
ROB LUCIA	ASC	206
TOM PIRRAGLIA	FSC	205
DANIEL LODATO	FSC	203
ARDEN GARDELL	NFA	201

### ***C. Bronze - (12)***

<b>Name</b>	<b>Club</b>	<b>Points</b>
WILLIAM MULLER	TSC	193
STEVE TROGELE	SSC	186
JOHN TARTARO	FSC	173
KRIS MAGNOTTI	HHSC	165
ROGER ROSENTHAL	GSC	160
LLOYD KEE	HHSC	159
BRIAN GARNOCK	HHSC	158
STEVE KELLNER	NBSC	149
CHRIS SABELLA	NBSC	139
STEVE KNAPIK	SSC	137
NICK GALAN	PSC	102
ED KNESKI	NFA	100

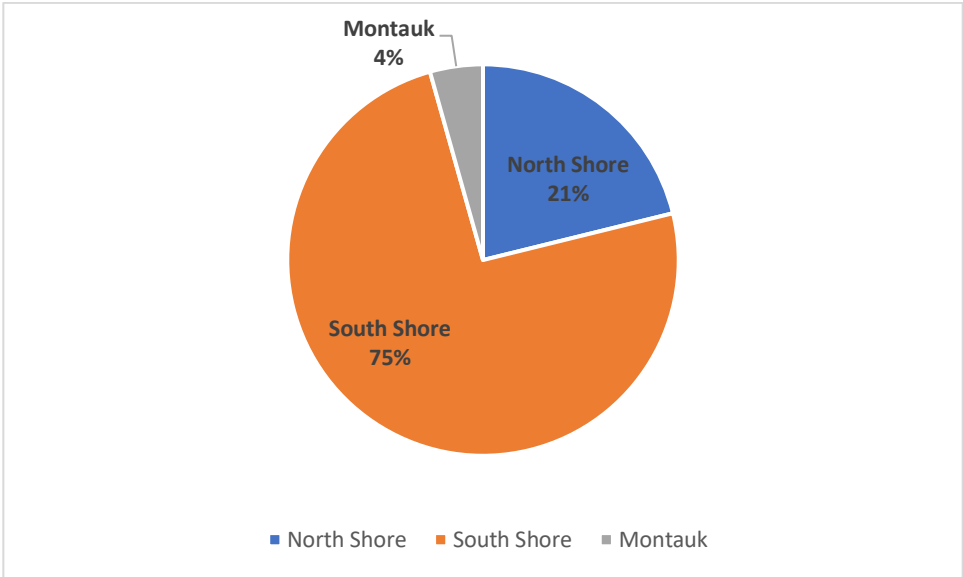
**Table IV: 2024 Top 5 Anglers by Species**

<b>Striped Bass</b>	<b>Name</b>	<b>Club</b>	<b>Points</b>
1	AARON GALLUSSER	HHSC	941
2	STEVE RUSSO	AIS	936
3	BRIAN HAYES	SSC	616
4	ROSS SQUIRE	TSC	483
5	JAMES CAMERON	FSC	451

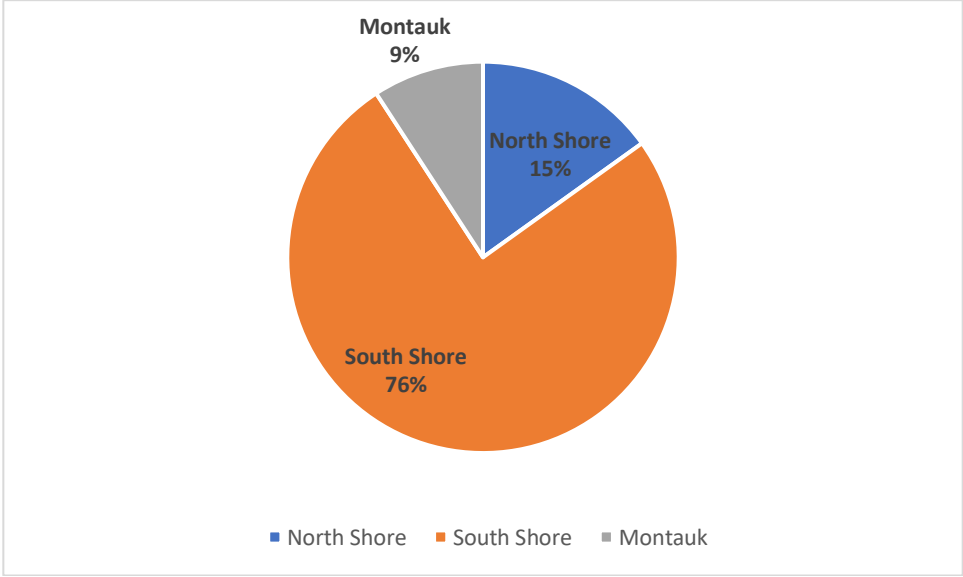
<b>Bluefish</b>	<b>Name</b>	<b>Club</b>	<b>Points</b>
1	STEVE RUSSO	AIS	815
2	SANTOS ACOSTA	PSC	543
3	AARON GALLUSSER	HHSC	337
4	JOHN MLODYNIA	FSC	235
5	ROB LAROSA	PSC	175
5	JIM ROMANO	NBSC	175

<b>Weakfish</b>	<b>Name</b>	<b>Club</b>	<b>Points</b>
1	AARON GALLUSSER	HHSC	22
2	DAVID MATTHEWS	PSC	17
3	JOHN MERLEIN	FSC	16

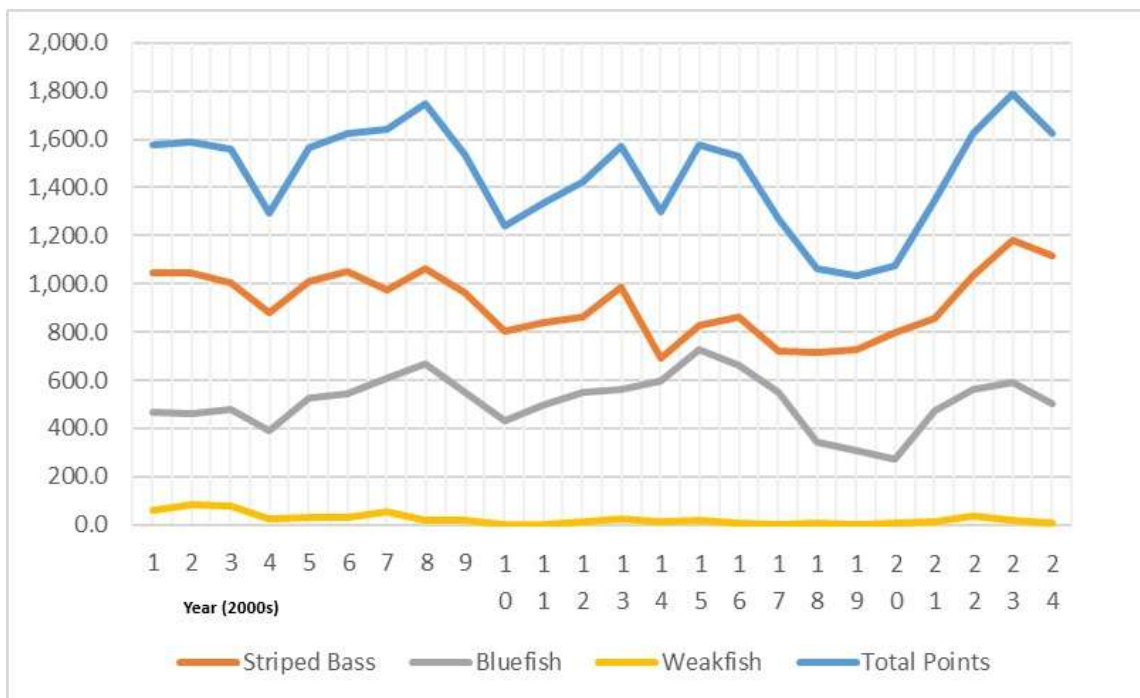
**Table V: 2024 Striped Bass by Location – Fish Entered**



**Table VI: 2024 Bluefish by Location – Fish Entered**



**Table VI: Average Points by All NYSFC Fishing Clubs (2001-2024)**



**Table VII: NYSFC Results – Average Points Per Club (2002 - 2024)**

SPECIES	2002	2003	2004	2005	2006	2007	2008	2009	2010	2011	2012	2013	2014	2015	2016	2017
Striped Bass	1,044	1,006	877	1,012	1,049	976	1,065	965	906	836	861	988	690	829	862	719
Bluefish	460	476	390	524	545	607	666	549	486	495	551	561	597	727	662	550
Weakfish	86	75	24	28	31	56	20	18	2	1	13	24	13	20	4	2
<b>TOTAL</b>	<b>1,590</b>	<b>1,557</b>	<b>1,291</b>	<b>1,564</b>	<b>1,625</b>	<b>1,639</b>	<b>1,751</b>	<b>1,532</b>	<b>1,394</b>	<b>1,332</b>	<b>1,425</b>	<b>1,573</b>	<b>1,300</b>	<b>1,575</b>	<b>1,528</b>	<b>1,271</b>

SPECIES	2018	2019	2020	2021	2022	2023	2024
Striped Bass	717.08	726.67	799.64	859.18	1,033.27	1,183.91	1,113.90
Bluefish	343.08	305.5	273.18	474.73	558.64	590.18	500.90
Weakfish	4.33	2.67	3.91	15.36	33.64	16.91	8.7
<b>TOTAL</b>	<b>1,064.5</b>	<b>1,034.83</b>	<b>1,076.73</b>	<b>1,349.27</b>	<b>1,625.55</b>	<b>1,791.00</b>	<b>1,623.50</b>

**Table VIII: 2024 Fish Entered by Month**

	Apr	May	Jun	Jul	Aug	Sep	Oct	Nov	TOTAL
<b>Striped Bass</b>	87	101	82	39	29	68	85	81	572
<b>Bluefish</b>	47	110	90	41	40	66	53	10	457
<b>Weakfish</b>	0	0	1	2	0	5	1	5	14
<b>TOTAL</b>	<b>107</b>	<b>193</b>	<b>174</b>	<b>87</b>	<b>108</b>	<b>109</b>	<b>198</b>	<b>136</b>	<b>1,043</b>

**Table IX: 2024 Number of Fish Caught - By Size**

LBS	STRIPED BASS	BLUEFISH	LBS	STRIPED BASS
5		26	28	21
6		24	29	5
7		20	30	9
8		20	31	8
9		22	32	6
10	29	70	33	10
11	12	41	34	3
12	42	79	35	5
13	26	35	36	7
14	33	41	37	6
15	40	29	38	1
16	41	28	39	2
17	24	9	40	1
18	55	10	41	1
19	28	1	42	1
20	25	1	43	1
21	16	1	44	0
22	31		45	0
23	14		46	0
24	16		47	1
25	24			
26	21			
27	7			

	STRIPED BASS	BLUEFISH
<b>TOTAL ENTERED</b>	<b>572</b>	<b>457</b>

**Table X: Fishing Club Percentage Change 2023-2024**

CLUB	2023	2024	% CHANGE
ALL-ISLAND SURFCASTERS	3,256	2,925	-10%
ATLANTIC SURFCASTERS	2,162	260	-88%
FARRAGUT STRIPER CLUB	2,177	2,143	-2%
GATEWAY STRIPER CLUB	1,129	850	-25%
HIGH HILL STRIPER CLUB	2,843	2,518	-11%
NORTH BROOKHAVEN SPORTFISHING CLUB	1,004	1,223	22%
NORTH FORK ANGLERS	1,676	1,133	-32%
PAUMONAK SURFCASTERS	1,121	2,024	81%
STRIPER SURF CLUB	2,504	1,822	-27%
TRADITIONAL SURFCASTERS	1,638	1,337	-21%
<b>TOTAL</b>	<b>21,533</b>	<b>18,259</b>	<b>-15.00%</b>

**Table XI: 2024 Harvest/Release Analysis**

	Released		TOTAL	% Released
	Yes	No		
<b>Striped Bass</b>	572	0	572	100%
<b>Bluefish</b>	457	0	457	100%
<b>Weakfish</b>	14	0	14	100%
<b>Overall</b>	1,043	0	1,043	100%

**Table XII: 2024 – Where and When**

**Striped Bass:**

	Montauk	North Shore	South Shore	TOTAL
<b>April</b>	0	10	77	<b>87</b>
<b>May</b>	0	9	92	<b>101</b>
<b>June</b>	1	38	43	<b>82</b>
<b>July</b>	14	16	9	<b>39</b>
<b>August</b>	7	10	12	<b>29</b>
<b>September</b>	3	26	39	<b>68</b>
<b>October</b>	0	6	79	<b>85</b>
<b>November</b>	0	6	75	<b>81</b>
<b>TOTAL</b>	<b>25</b>	<b>121</b>	<b>426</b>	<b>572</b>

**Bluefish:**

	Montauk	North Shore	South Shore	TOTAL
<b>April</b>	0	0	47	<b>47</b>
<b>May</b>	0	7	103	<b>110</b>
<b>June</b>	11	10	69	<b>90</b>
<b>July</b>	20	10	11	<b>41</b>
<b>August</b>	10	9	21	<b>40</b>
<b>September</b>	1	23	42	<b>66</b>
<b>October</b>	0	6	47	<b>53</b>
<b>November</b>	0	4	6	<b>10</b>
<b>TOTAL</b>	<b>42</b>	<b>69</b>	<b>346</b>	<b>457</b>