

KAMPING KITBASH

Survival Guide



Tips, tricks, and more
to help you stay alive
during Kamping Kitbash 2024.





Erasmus+

Contents

Programme	4
Rules	4
Menu	4
Venue	5
Lexicon	6
Tips, tricks, safety	7
Challenge Bingo	8
Reflections	9
Well of knowledge	9
Reflection questions	11
Free Space	12
Touristy Tips	22
Groceries	23
Eat & drink	23
Shop	25
Visit	27
Sponsors	30

Programme

 Kamping Kitbash  PROGRAMME						
TIME	FRIDAY		SATURDAY		SUNDAY	
9h-17h			Free making	Free making	Free making	Free making
17h-18h	Check-in	Check-in	Pass along painting	Free making	Round Table: Making a miniature game	Games organised by participants
18h-19h	Open Break	Open Break	Lunch	Lunch	Lunch	Lunch
19h-20h	Welcome ceremony	Welcome ceremony	Round Table: Experimental painting	Free making	Games organised by participants	Games organised by participants
20h-21h	Round Table: Sculpting for Beginners	Round Table: Sculpting for Goblins	Round Table: Moulding & Casting	Free making	Games organised by participants	Games organised by participants
21h-22h	Dinner	Dinner	Open break	Open Break	AWARDS	AWARDS
22h-23h	Pass Along Kitbashing	Free making	Free making	Free making	End at 20h	
Evening	Tour of Ghent		Bunker Party			

CONTINUOUS ACTIVITIES					
World Record Exquisite corpse	Screen print your own merch	Collaborative Terrain Building	Art book library	Making "The Worst Game"	

- 2024 -

Rules

We have one rule: Don't be a dick.

Menu

- * Friday, dinner: Chili Sin Carne
- * Saturday, dinner: Veggie Curry

Venue



Lexicon

- * **kitbashing:** the practice of making a new scale model by taking pieces out of different kits and "bashing" them together.
- * **sprue:** a piece of plastic joining a number of small moulded items creating (part of) a model kit.
- * **pinning:** to attach or fasten with a pin.
- * **drilling:** the action of making a hole in something by boring with a drill.
- * **priming:** a preparatory coating put on materials before painting, ensuring better adhesion of paint to the surface, increases paint durability, and provides additional protection for the material being painted.
- * **basecoat:** the first layer of paint (after priming) applied to a miniature, often a solid color that provides a foundation for additional layers.
- * **zenithal lighting:** a painting technique where the miniature is shaded and highlighted to resemble the way it would be lit from above by a single light source, usually the sun.



Tips, tricks, safety

- * Always use a sharp hobby knife and cut away from your body.
- * Wear a mask when cutting or sanding foam, plastic, or resin to avoid inhaling particles.
- * Work in a well-ventilated area when using paints and adhesives.
- * When working with power tools, protect your eyes and hands.
- * Wear gloves and masks when working with silicone and resin while making molds or doing casting.




Challenge Bingo

Three words:Kamping. Kitbash. BINGO!

Just for fun!

Or maybe there's a price, who knows...

7 Kamping Kitbash BINGO 8

Paint someone else's miniature	Give someone a helpful tip	Give someone a funny little drawing	Gift someone a bit	Add something to Minitoptia
Add something to the Wall of Knowledge	Take a group photo with 5 people's minis at the Tiny Kamping	Exchange swords	Merge your Green Stuff with someone else's	Attend a Round Table
Add to the Exquisite corpse	Add a new head to someone else's kitbash		Explore the city with a new friend	Play a game you've never played
Talk to someone new	Share a story from a game you've played	Add a new rule to The Worst Game	Give someone else a colour sheme	Take a selfie with a mini
Share a meal with a friend	Take a pic of you and a friend at Het Gravensteen	Learn something new from someone cool	Make a decision on a coin flip	Write something in someone else's book

Reflections

We've got a few magical tools to help you survive and thrive through Kamping Kitbash. Think of these questions, ideas, and prompts to guide you as you craft, create, and conquer.

This isn't a solo mission. Encourage your fellow adventurers to reflect on their own experiences too. Share your learnings, and don't be shy about asking others what they think of your discoveries.

Well of knowledge

1. Rewind the Scene

First, ask yourself: "What happened on this epic adventure"? Can you recall the key events? Replay the day's adventure in your mind and highlight those moments that stood out like treasure chests in a dark dungeon.

2. Summon the Details

Now, let's take a closer look at the story. What were the key events? Was there a moment when the glue betrayed you, crafting knife saved the day?



3. Check Your Stats

As you review the quest, it's time to be honest with yourself, like a hero facing a truth mirror in a wizard's tower. Was there frustration, triumph, or something else lurking in the shadows? What do they tell you about your journey?

4. Level Up with Insights

Now, let's dig deeper. What were the most powerful insights from this adventure? Maybe you discovered a new crafting technique, or perhaps you realized that goblins aren't so bad after all. Think about how these insights can become your new abilities for the future!

5. Breaking the Pattern Curse

The true magic of reflection happens when you break the pattern curse. When you take what you've learned and apply it in a new situation.



Reflection Questions

- ★ What moment in the adventure had the biggest impact on me?
- ★ How did that make me feel? Did I feel like a brave knight, a clever rogue, or something else?
- ★ What did I learn about myself as a hero in this story? What about my fellow adventurers?
- ★ How can I take these learnings into my next quest? What new strategies or tricks can I add to my inventory?
- ★ Which ways of learning do I want to continue?
- ★ What kind of learning suits me?
- ★ Which new ways of learning do I want to try out?
- ★ What are my challenges?
- ★ Which new questions came up?
- ★ What role do other people play in my learning?
- ★ How can I follow up on my new insights?
- ★ What were my real learning moments?




“Talk
to other goblins and
share experiences!
You can use the Free Space
further in the book to write
down any other questions,
ideas, and reflections.”

Free Space













Touristy Tips

Hurray! You are visiting Ghent, a magnificent medieval city with a lively arts and culture scene.

Gent is a city with a long history of revolution and resistance, a city that can't stop bragging about how humble, tolerant and open minded it is (unlike those "*dikkenekken*" from Antwerp).



Ghent's flag:
"black with a
white lion, red
tongued, yellow
clawed, crowned
and collared,
the collar is
equipped with
a small yellow
cross."

In short, a great city to discover.

In this guide you can find some interesting places to eat, drink, shop and visit.

I recommend you download Maps.me on your smartphone. It's basically Google Earth, but you can download regional maps so you don't need wifi connection to use it, and it lets you mark locations on your map for future reference.

Feel free to poke Freek / Kolderkunst on Discord, Instagram or mail (kolderkunst@gmail.com) for more touristy tips.

Groceries

- ★ Albert Heijn: It's sad that we have to promote Dutch imports here, but when it comes to choice, convenience, price and quality, this is probably your best option in the city center. There is a big one on the Korenmarkt, and a slightly smaller one on the Kouter. Also open on Sunday (only in the morning on the Korenmarkt).

Eat & drink

- ★ Tartaar: No visit to Belgium is complete without a visit to a good Frituur. Not only is Tartaar one of those, it also offers a very large choice of vegan Frituurvleesjes and is conveniently located in the center. They have a take-away on the corner, and a real restaurant in the alley.
- ★ 't Floere Foeffe: Located very close to the hostel, this bruin café sports a 300-year old history and is as grungily cosy as its name is suggestive.
- ★ Gentse Gruut: A brewery and bar where they make a variety of tasty beers. Their beers are made without using hop, instead using a secret medieval spice melange...
- ★ De Vooruit: A bar, restaurant, cultural center and concert venue housed in a beautiful building dating back to the early 1900's. Historically it is a prime example of the volkshuizen which were established as cultural centers for the early socialist labour movements.

Nowadays it's actually called the Viernulvier (404) after the current socialist party claimed the name Vooruit for itself.

- ★ Huzaar: A small cozy bar with some hussar themed elements and drawings. It's a self-owned bar, unlike most bars which are owned by a brewery. You can get snackies here, or elsewhere in this street which is filled with restaurants.
- ★ Trollenkelder: Beers here! More than 300 beers in fact. To make your choice easier, they have a beer of the month where you can get two beers for the price of one. To make it even better, the name means 'Troll's Basement', fortunately not the internet kind.



- ★ Lekker GEC: Located right outside the train station, you can go here for a tasty, filling vegan food buffet where you fill your own plate and pay by weight.



Shop

- ★ World's End Comics & Games: The local nerd Walhalla. You can eat and drink here, buy comics, boardgames and miniature games, and play with them. What more do you want?

Alcoves? Yes, they have alcoves. Lots of them.

- ★ Adhemar: Franco-Belgian comic book culture is rightly famous, even as more and more local younglings are falling victim to American and Japanese cultural imperialism. This shop is stocked to the brim with great strips, mostly second hand. Well worth a visit just to look at some of the art and themes, but there's also a section of English language comics.
- ★ Giftshop: GIFTSHOP aims to make tourists part of the local community. By starting a conversation, we invite them to become co-creators of the city of Ghent. We seek to shift tourists' perception from being mere stakeholders and passers-by to becoming shareholders and contributors.
- ★ Out of stock books: A shop selling vintage books and objects, with a focus on art and alternative and underground movements. The owner, Ewout, can also point you to quite a few vintage sci-fi and fantasy art books in his collection.
- ★ De Slegte: A used book shop with several floors to get lost in. They also have quite a lot of foreign language books. Yes, that includes English.



- ★ Avothea: A theater costuming shop that has started branching out into cosplay and LARP.

Worth a visit even if just to look around, as a lot of their offerings are of high quality, rather than the crappy cheap stuff you find in a carnival store.

- ★ Temmerman: A confectionery where you can get local, traditional sweets housed in a quaint historical building with an even more charming interior. The perfect place for a unique, sweet gift to bring home. Be sure to try their “Gentse Neuzekes”.

- ★ Schleiper: Big art supply store.

- ★ LucasCreativ: Smaller art supply store.

- ★ Vintage & Antiques: If you want to hunt for some unique objects, you can take a walk around the gentrifying harbor district. The Kringwinkel Pijndersstraat is a more classic second hand shop and a nice stop along the way, but the real treasures can be found on the other side of the docks. Old School Treasures is a massive cave of Alibaba to rummage around in, but the Eco-Shop across the street sometimes also has nice finds. Not too far is a smaller shop.

- ★ Tian Tu: Nice place to gawk at crystals and minerals and supposedly the biggest in Belgium.

They are S P I R I T U A L rocks, which means they are more expensive than when you get them from your local mineralogical society or fair. Pretty close to the hostel and a nice walk.

- ★ Warhammer Ghent: Get your hams of war here.





Visit

- ★ Sint Michielsbrug - Graslei - Korenmarkt - Sint-Niklaaskerk - Belfort - Sint - Baafskathedraal:

If you see a picture of Ghent, there's a good chance it's taken somewhere on the line that runs between the Sint Michielsbrug and the Sint-Baafs Cathedral. And for good reason, as it is filled with historical (or pretend-historical) buildings including the 'three towers' that dominated medieval Ghent's skyline. The Belfry houses the tourism information center and has a wall sculpture of a woman breastfeeding her dad (de Mammelokker). The Sint-Baafs

Kathedraal is well worth a visit for its art and architecture. The Lam Gods by the brothers Van Eyck is currently being renovated, but apparently there is an Augmented Reality version to experience instead. Or you can just watch the renovation happening in the Museum of Classical Arts (MSK).

- ★ Vrijdagmarkt: A big square with a lot of bars. Highlights are the statue of medieval revolutionary Jacob Van Artevelde but especially the gorgeous socialist palaces erected in the heydays of the Gent labor movement.
- ★ Gravensteen: The 'Castle of the Counts' is a castle with a museum inside. It's got the classic mix of swords, harnesses, moats and torture equipment. What more do you need?



- ★ Saint Stefanus Church: Close to the hostel, not as fancy as Sint-Baafs but still nice. They have a side chapel dedicated to Saint Rita – the Saint for all the hopeless cases. There is an aquarium inside the chapel.
- ★ Design museum: A manageably big museum dedicated to the history of design, housed in a beautiful building.

- ★ Larian Studios: The studio that made Baldur's Gate 3 started in Gent and still has its headquarters here. It's basically a boring office building with an outside parking and sitting area, but you can make the pilgrimage there if you want. It's close to the hostel, a nice walk by the canal and you might end up seeing Swen's sports car parked outside.
- ★ Citadel Park: A big and beautiful park with lots of nice nooks and crannies to discover and architecture to admire. It's a popular hotspot during the day and evening but don't go there alone when it's dark. It has a reputation as a hotspot for robbers, rapists, gay cottagers and Pokémon Go players. Ye be warned.
- ★ MSK - Museum voor Schone Kunsten: Classical art museum located in the park. It has some medieval masters like Bosch & Rubens, as well as Belgian classics like Margritte and Ensor. You can watch the restoration of the famous Ghent Altarpiece by the brothers Van Eyck live here.
- ★ SMAK - Stedelijk Museum voor Actuele Kunst: Also in the park, just opposite the MSK. It's a modern art Museum, so it'll either have amazing mindblowing shit on display, or the most pretentious crap. Ye be warned.
- ★ Ghent University Museum (GUM) & Botanical Garden: The university museum is fairly recent so I can't comment on it, but the botanical garden is well worth a visit. The outside is usually accessible, but the real highlight are the greenhouses which sadly are not always open, so do check beforehand if you make the trek here.

Sponsors

A heartfelt thank you to all our sponsors for making the first edition of Kamping Kitbash possible! We couldn't have done it without your support.



Erasmus+

This project has been funded with support from the European Commission.

Monument hobbies

THE ARMY PAINTER



And a big shoutout to all volunteers who helped before, during, and after the event!





This book is your personal ultimate
guide to Kamping Kitbash, sketchbook,
budy book, Ghent tourist guide,
plate, paper plane starter kit,
and much more...