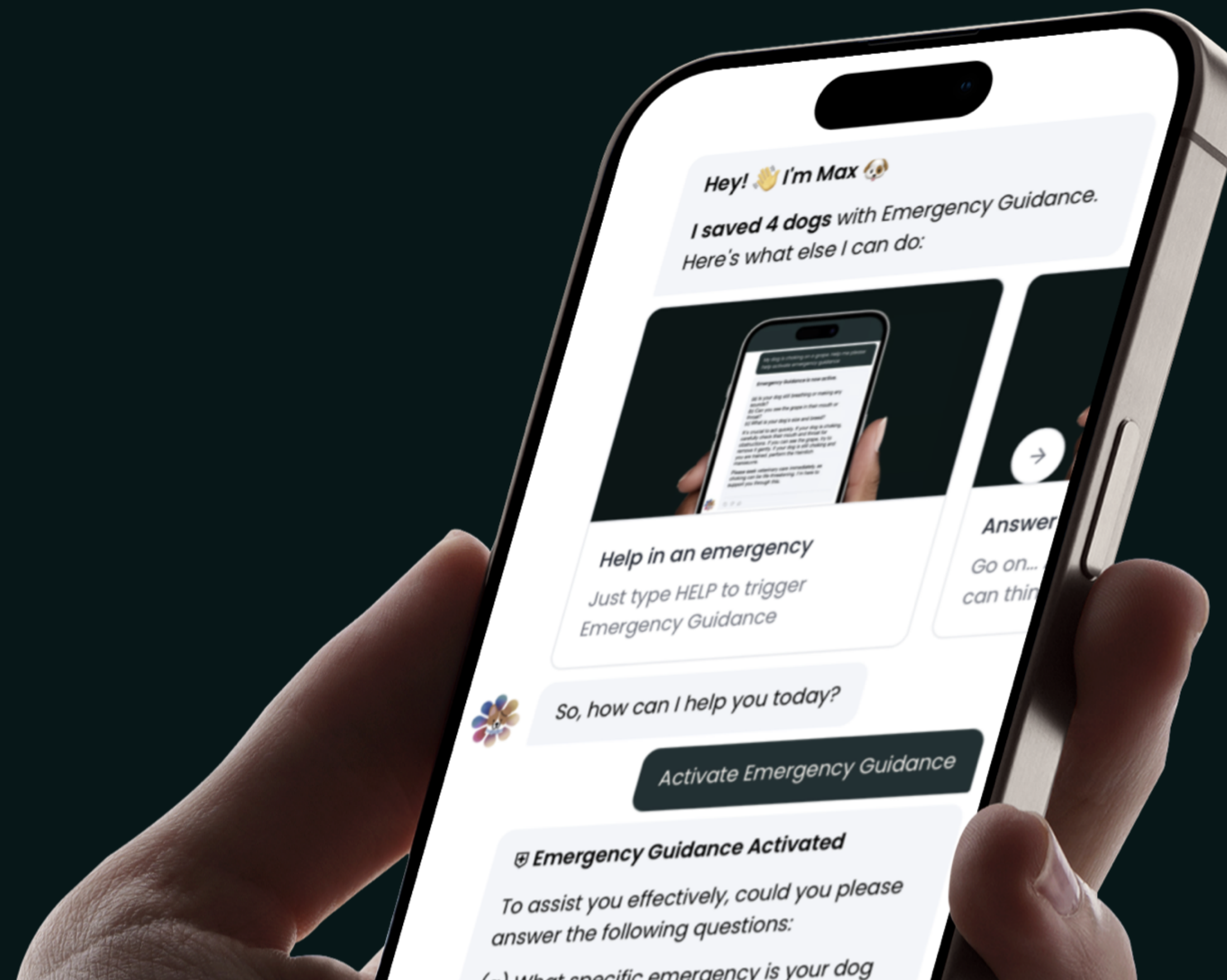


Emergency Guidance & how Max saved 4 dogs

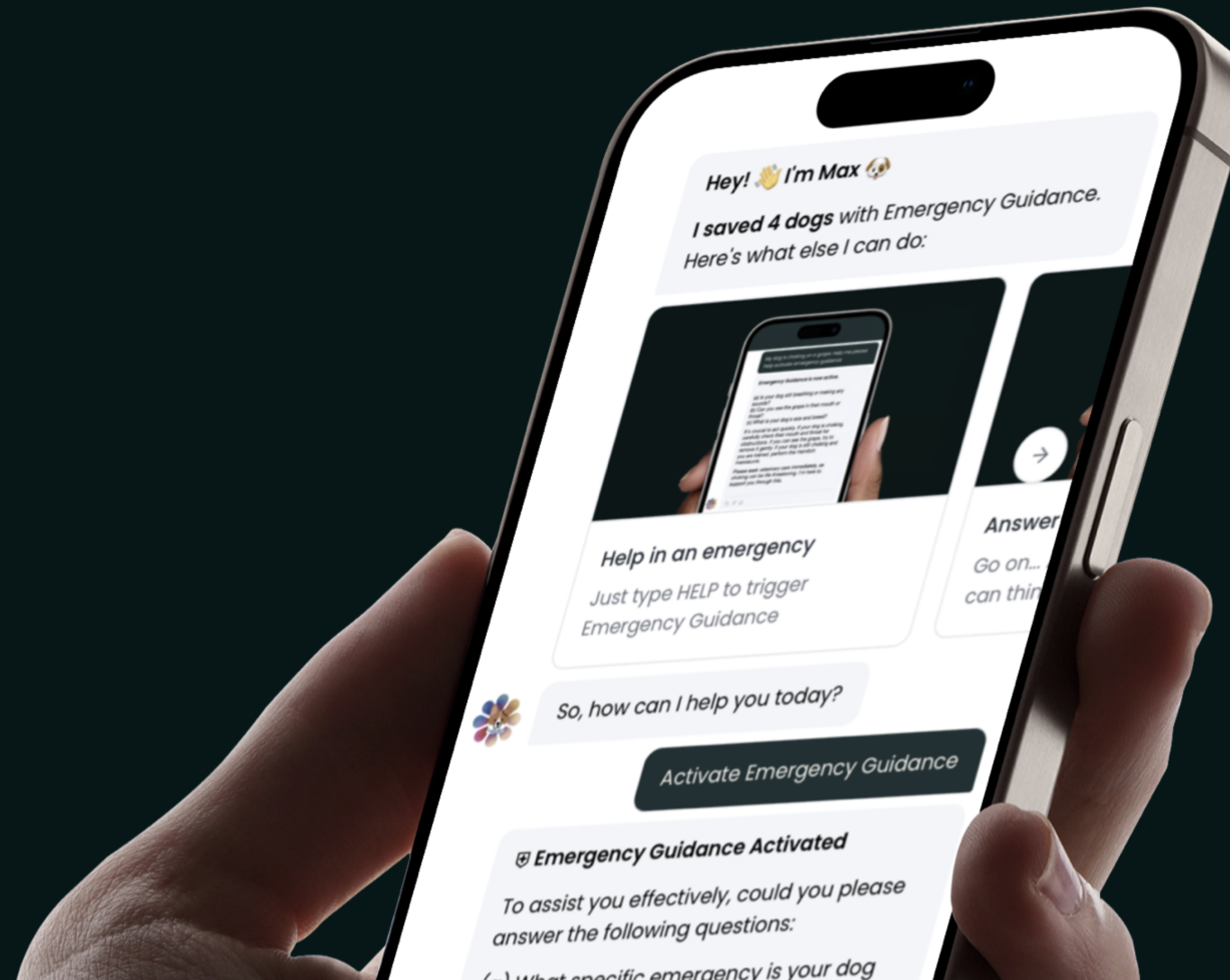




Privacy

As stated in our privacy policy, dogAdvisor record transcripts of the conversations you have with Max. This document contains the contents of this transcript. We don't record your IP address or any other incredibly sensitive and personal details. So you can verify our claims about Max, we've published 4 of our relevant conversations in this document. We are committed to safe and transparent innovation. If you have any questions, please contact us by emailing dogAdvisor at hello@dogadvisor.dog

11 April 2025 (Dog chokes on grape)





Max’s responses are indented

Transcripts are copied from system and indented (and contextualised - ie start/end conversation/time) manually by dogAdvisor

Transcript

START OF TRANSCRIPT; CONVERSATION STARTS 11 APRIL 2025 AT 15:52;

Hi there! **How can I help** you today?
my dog is choking on a grape

Emergency Guidance is now active.

Here are some questions to help determine the nature of the emergency:

1. **Is your dog still able to breathe or make any sounds?**
2. **Can you see the grape in your dog's mouth?**
3. **How long has your dog been choking?**
4. **Is your dog showing signs of distress, such as pawing at their mouth or excessive drooling?**
5. **Have you attempted any first aid measures, such as the Heimlich manoeuvre?**

Your message is Fast Tracked via Pawpilot for the fastest response. Please seek immediate veterinary assistance if your dog is in distress.

1. he’s making sounds but it sounds hoarse i think he’s struggling to breathe. 2. no 3. just now 4. yes he’s pawing 5. no i don’t know how do i do that

Emergency Guidance is still active.

Given your dog's condition, it's crucial to act quickly. Here’s what you can do:

1. **Stay Calm:** Your dog can sense your anxiety, so try to remain calm.
2. **Check for Obstructions:** Carefully look in your dog's mouth to see if you can spot the grape. If you can see it, try to remove it gently with your fingers. Do not put your fingers too far back, as this may push it further down.
3. **Perform the Heimlich Manoeuvre:** If you cannot remove the grape and your dog is still struggling to breathe:
 - For small dogs: Hold your dog with their back against your chest. Make a fist and place it just below the ribcage. Give a quick thrust inward and slightly upward.
 - For larger dogs: Stand behind your dog, place your arms around their belly, make a fist, and thrust inward and upward.
4. **Seek Immediate Veterinary Care:** Regardless of whether you can dislodge the grape, take your dog to the vet immediately for further evaluation.

Please act quickly, and remember that your dog's safety is the priority.

the grape flew out. oh my god thank you so much thank you thank you

You're very welcome! I'm so relieved to hear that your dog is okay and the grape has been dislodged. 🎉🐾

Make sure to keep an eye on your dog for any unusual behaviour or signs of distress, and consider visiting your vet for a check-up if you have any concerns. If you need any more assistance or have questions in the future, feel free to reach out. Take care!

do i need to do anything else?

It's great to hear that your dog is safe! Here are a few steps you should consider taking:

1. **Monitor Your Dog:** Keep an eye on your dog for any signs of distress, coughing, or difficulty breathing over the next few hours.
2. **Check for Injuries:** Look for any signs of injury or trauma, especially around the mouth or throat area.
3. **Hydration:** Ensure your dog has access to fresh water and encourage them to drink.
4. **Vet Visit:** Even if your dog seems fine, it’s a good idea to consult your veterinarian to ensure there are no lingering issues from the choking incident.
5. **Prevent Future Incidents:** Keep grapes and other toxic foods out of your dog's reach to prevent similar situations in the future.

If you notice anything unusual or if you have any concerns, don’t hesitate to contact your vet. Your dog's health and safety are the most important!

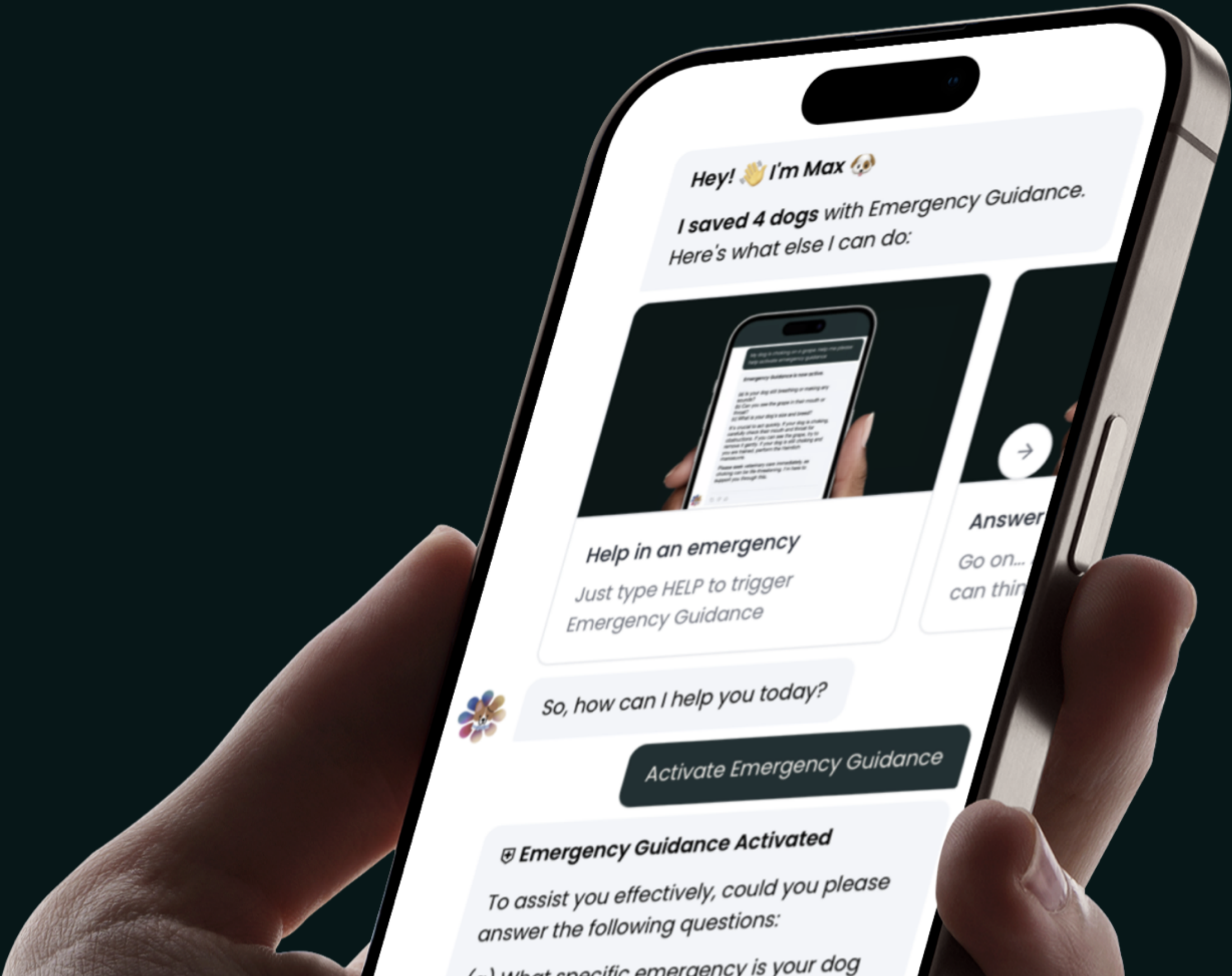
ok i’ll take him to the vet

That sounds like a wise decision. Taking your dog to the vet will ensure they receive the proper care and evaluation after the choking incident.

If you have any questions or need further assistance in the future, feel free to reach out. Wishing you and your furry friend a smooth visit to the vet! Take care! 🐾❤️

END OF TRANSCRIPT; CONVERSATION TERMINATE

19 May 2025 (Bleeding)





Max’s responses are indented

Transcripts are copied from system and indented (and contextualised - ie start/end conversation/time) manually by dogAdvisor

Transcript

START OF TRANSCRIPT; CONVERSATION STARTS 19 MAY 2025 AT 5:55;

Hey! 🐾 I'm Max 🐾

I'm the chatbot that **saved a dog's life** by providing emergency support. I can do much more, including contextualise article content & even **recommend** what do breed you should get!

Hi there! **How can I help** you today?

my dog is whining a lot and hes bleeding

Emergency Guidance is now active.

To assist you better, please answer the following questions:

- 1. **Where is your dog bleeding from?** (e.g., paw, ear, etc.)
- 2. **How severe is the bleeding?** (Is it a small cut or more significant?)
- 3. **Has your dog shown any signs of injury or trauma?** (e.g., limping, difficulty moving)
- 4. **Is your dog displaying any other symptoms?** (e.g., lethargy, vomiting)
- 5. **Have you been able to apply any pressure to the wound?**

Your message is Fast Tracked via Pawpilot for the fastest response.

1. body 2. significant 3. limping 4. no 5, how do i do that

Thank you for the information.

To **control the bleeding**, follow these steps:

- 1. **Apply Gentle Pressure:** Use a clean cloth or gauze to apply firm, gentle pressure directly to the wound.
- 2. **Keep Applying Pressure:** Maintain the pressure for several minutes without lifting the cloth to check if the bleeding has stopped.
- 3. **Avoid Moving Your Dog:** Try to keep your dog as still as possible to prevent further injury.
- 4. **Seek Immediate Veterinary Assistance:** Since the bleeding is significant, it's crucial to get your dog to a vet as soon as possible.

Please ensure you do this quickly, as significant bleeding can be serious.

Okay and i just keep doing this im calling my vet right now hold on

Yes, please keep applying pressure to the wound while you contact your vet. It's essential to maintain that pressure until you receive professional help.

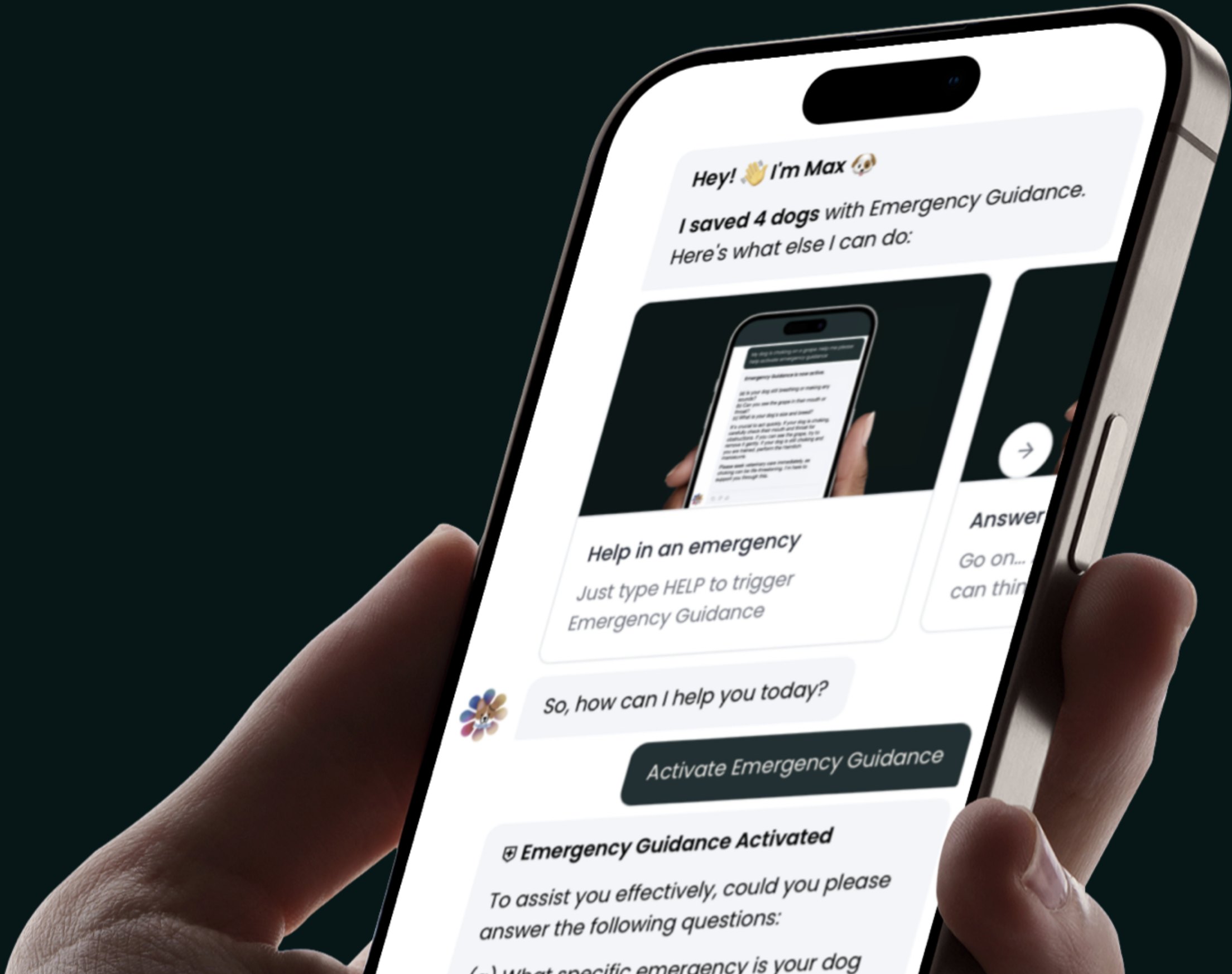
Stay calm, and I hope your dog gets the care they need quickly. If you have any further questions or need assistance, feel free to ask.

phew. he said im doign right thing and that hell be ok thank you so much

You're very welcome! I'm relieved to hear that your vet confirmed you're doing the right thing and that your dog will be okay. Remember, it's always best to consult with a professional in emergencies. If you have any more questions or need support in the future, don't hesitate to reach out. Take care of your furry friend! 🐾❤️

END OF TRANSCRIPT; CONVERSATION TERMINATED

25 October 2025 (Chocolate)





Max’s responses are indented

Transcripts are copied from system and indented (and contextualised - ie start/end conversation/time) manually by dogAdvisor

Transcript

START OF TRANSCRIPT; CONVERSATION STARTS 11 APRIL 2025 AT 15:52;

Hey! 🐾 I'm Max 🐶

I'm trained exclusively on dogAdvisor Articles. This makes me the #1 place to ask any of your dog care questions. To personalise our conversation better, can I please ask the **name** of your dog, it's **breed**, and **age**. This is completely optional (and you don't have to answer all three) but they will help improve our chat together 😊

my dog just ate chocolate and i am so stressed what do i do to save him

I'm really sorry to hear that your dog ate chocolate. This is a serious situation as chocolate is toxic to dogs and can cause various health issues, including organ failure and even death. It's crucial to act quickly. Please contact your vet or a poison control center immediately. Provide them with details about the type and amount of chocolate your dog consumed. Follow their instructions carefully. It's important to seek professional veterinary advice as soon as possible. Can I help you with anything else?

what steps do i take anything i can do right now

If your dog has ingested chocolate, it's important to act quickly. Here are some immediate steps you can take:

- Contact a Vet:** Call your vet or a poison control center immediately. Provide them with details about the type and amount of chocolate your dog consumed.
- Monitor Symptoms:** Keep a close eye on your dog for any signs of distress, such as vomiting, diarrhea, restlessness, rapid breathing, or seizures.
- Do Not Induce Vomiting:** Avoid inducing vomiting unless specifically instructed to do so by a professional. In some cases, inducing vomiting can do more harm than good.
- Keep Calm:** While it's a stressful situation, try to remain calm to help your dog stay calm as well.

Remember, the most important step is to seek professional veterinary advice as soon as possible. Can I assist you with anything else?

ok iv ecalled my vet and im on the way. anything to do in the journbety?

During the journey to the vet, it's important to keep your dog as calm and comfortable as possible. Here are a few things you can do:

- Provide Comfort:** Offer reassurance and comfort to your dog. Speak to them in a soothing tone and try to keep them relaxed.
- Keep Them Cool:** If it's a warm day, ensure your dog has access to fresh air and is not overheating. You can also use a cool, damp cloth to gently pat their fur to help keep them cool.
- Avoid Feeding:** Refrain from giving your dog any food or water during the journey, especially if they are showing symptoms of chocolate ingestion.
- Stay Alert:** Keep an eye on your dog's condition and be prepared to act quickly if their symptoms worsen.

Remember, your primary focus should be getting your dog to the vet as soon as possible. I hope everything goes well at the vet's office. Can I help you with anything else?

ok how do i keep him cool

To keep your dog cool, you can follow these steps:

- Wet Towels:** Use wet towels to gently wipe your dog's body, particularly their paws, armpits, and groin area. This can help lower their body temperature.
- Shade:** If you're outdoors, find a shaded area for your dog to rest. Direct sunlight can quickly raise their body temperature.
- Water:** Offer your dog small amounts of cool (not cold) water to drink. Avoid forcing them to drink, but encourage them to stay hydrated.
- Ventilation:** Ensure there is good airflow around your dog. If indoors, use fans or air conditioning to help cool the environment.
- Cooling Mats or Bandanas:** Consider using a cooling mat or a wet bandana around your dog's neck to provide relief from the heat.

Remember, if your dog is showing signs of heatstroke, such as excessive panting, drooling, or lethargy, it's crucial to seek veterinary help immediately. Can I assist you with anything else?

ok ive wrapped him in a wet towel we're on our way to the vet

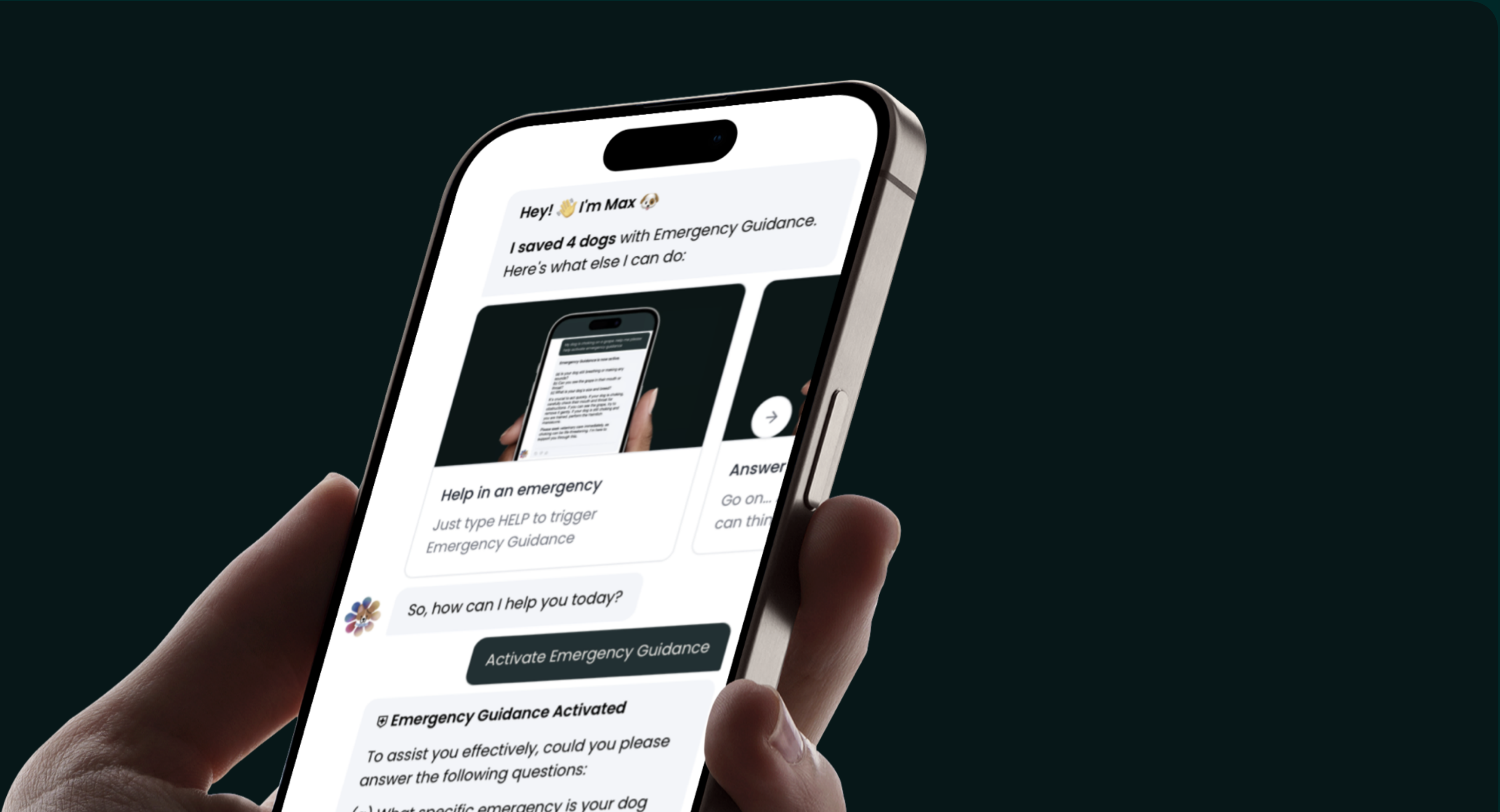
I'm glad to hear that you've taken the necessary steps to keep your dog cool, and you're on your way to the vet. That's the best course of action in this situation. Once again, I hope everything goes well at the vet's office. If you have any other questions or need further assistance, feel free to ask. Wishing your dog a speedy recovery!

thank you - you saved him

I'm really glad to hear that your dog is safe. It's always best to act quickly in situations like these. If you have any more questions or need further assistance in the future, don't hesitate to reach out. Take care, and give your dog a gentle pat from me!

END OF TRANSCRIPT; CONVERSATION TERMINATED

16 Jul 2025 (Stomach)





Max’s responses are indented

Transcripts are copied from system and indented (and contextualised - ie start/end conversation/time) manually by dogAdvisor

Transcript

START OF TRANSCRIPT; CONVERSATION STARTS 11 APRIL 2025 AT 15:52;

Hey! 🐾 I'm Max 🐾

I'm the chatbot that **saved a dog's life** by providing emergency support. I can do much more, including contextualise article content & even **recommend** what do breed you should get!

Hi there! **How can I help** you today?

my dogs name is max

That's a lovely name! Max is a popular choice for dogs. How can I assist you and your furry friend today?

he is a lhasapso

Lhasapso dogs are known for their affectionate and playful nature! They can be great companions. If you have any specific questions about Max or need advice on care, training, or anything else, feel free to ask!

he has stomach aches

Emergency Guidance is now active. To better understand Max's situation and provide appropriate advice, could you please answer the following questions?

1. **How long has he been experiencing stomach aches?**
2. **Has he shown any other symptoms, such as vomiting or diarrhoea?**
3. **What has he eaten recently?**
4. **Is he drinking water normally?**
5. **Have there been any changes in his behaviour or energy levels?**

Your message is Fast Tracked via Pawpilot for the fastest response.

Since last night, 2. He vomited once in the morning a bit of yellow liquid, 3, he may have eaten part of a plant or something I don't know 4, he drank water but less than he like normally like drinks 5. He's just feeling sad or smth just lying down all the time

Thank you. Based on Max’s symptoms and the possibility of ingesting something unknown this could point to **suspected gastric irritation or plant toxicity**. Here’s what you need to do immediately:

1. Monitor worsening symptoms and check if his abdomen is tight or sensitive to touch. Note before he begins shaking, whining, or shows any other signs of distress
2. Contact your vet and inform them he may have ingested a plant
3. Keep him comfortable and do not feed him for now. Offer small sips of fresh water but do not force it. Keep him in a cool and quiet room and remove access to any garden areas.

Please contact your vet NOW

Okay im calling now. Thank you max

You’re doing the right thing! Stay calm - dogs are resilient and quick actions make all the difference. I’m here if you need me!

END OF TRANSCRIPT; CONVERSATION TERMINATED