


# HARI SURGICAL

HARI SURGICAL INDIA

*Advanced Technology With New Ideas*



CE



PRODUCT  
CATALOGUE  
2020-21

# HARI SURGICAL INDIA

Rising TECHNOLOGY | DESIGN | IDEAS



TEAM HARI SURGICAL INDIA

## ABOUT US

Hari Surgical India is located at the dabur colony ,Tosham by pass ,Bhiwani, Haryana-127021,India.With an experience of over 10 years in manufacturing of operation theatre table and operation theatre light.We came induced in 2010 under the super vision of Mr. Anil Parmar . The company is high and new technology enterprise, who is professional manufacturer for all type of OT table and OT light. We have established a high quality design team to design reliable and attractive medical equipment,through the utilization and optimization of raw material.We are already following ISO standards and now ISO 9001 : 2015 certificates. All our stainless steel products adopt 202 and 304 grade standard material. For delivering quick and rapid service to customers we have a well prepared and well qualified engineer's team. On time product delivery and customer's satisfaction is our major priority.



## Electrical C-arm Operating Table HS-101



Hari Surgical India C-arm OT table is suitable for all kind of surgeries, i.e. General Surgery, Vascular Surgery, Cardio, Neurology, Urology, Gynecology, Proctology, Laparoscopy, Traumatic Surgery, Plastic Surgery and other. The base and column of the table is made of high quality medical stainless steel Non reflecting surface, antibacterial and easy to clean.

### TECHNICAL SPECIFICATIONS

Length of table	: 1900 mm
Width of table top	: 520 mm
Minimum height	: 750 mm
Maximum height	: 1000 mm
Trendelenburg	: 25 Degree
R. Trendelenburg	: 25 Degree
Lateral Tilt	: + 20 Degree
Back Section	: + 20 Degree
Head Section	: + 60 Degree
Leg Section	: 90 Degree
Floor locking system	: Manual

### salient features

- Eccentric pillars
- Stainless fitting
- Detachable, head, leg & pelvic section
- Five section radio-Translucent top
- In built kidney bridge
- Battery back-up available
- Base and cover made of attractive, easy to clean stainless steel

HS-102

# Hydraulic Surgical Operation Table

## HS-102



Hari Surgical India Hydraulic surgical operating table is suitable for all kind of surgeries, i.e. General Surgery, Vascular Surgery, Cardio, Neurology, Urology, Gynecology, Proctology, Laparoscopy, Traumatic Surgery, Plastic Surgery And Other. The base and column of the table is made of high quality medical stainless steel Non reflecting surface, antibacterial and easy to clean.

### salient features

- Precision made Hydraulic Systme with a single lever action Hydraulic lift controole y a foot padel.
- Stainless Fittings.
- Detachable head, leg section
- Five section stainless steel top gives anatomic adaptation to the patient body.
- Built in Kidney birdge and large perineal cut-Oout for drainage.
- All operating position including Proctology, Lithotomy, Chair, Flex, Reflex, Trendelenburg And Reverse Trendelenburg, Lateral Tilt etc. can be obtained from either side of the table by working of different handles.

### TECHNICAL SPECIFICATIONS

Length of table	: 1900 mm
Width of table top	: 500 mm
Minimum height	: 750 mm
Maximum height	: 1000 mm
Trendelenburg	: 25 Degree
R. Trendelenburg	: 25 Degree
Lateral Tilt	: 20 Degree
Back Section	: 60 Degree
Head Section	: 60 Degree
Leg Section	: 90 Degree Floor
Floor locking system	: Manual



## C-arm Compatible Hydraulic Operation Table HS-103



HS-103 C-arm compatible hydraulic operation table is suitable for all kind of surgeries, i.e. general surgery, vascular surgery, cardio, neurology, urology, gynecology, proctology, laparoscopy, traumatic surgery, plastic surgery and other. The base and column of the table is made of high quality medical stainless steel. We provide with height adjustment, lateral tilts, trendelenburg and flex-reflex, char position, kidney bridge position.

### TECHNICAL SPECIFICATIONS

Length of table	: 1900 mm
Width of table top	: 520 mm
Minimum height	: 750 mm
Maximum height	: 1000 mm
Trendelenburg	: 25 Degree
R. Trendelenburg	: 25 Degree
Lateral Tilt	: 20 Degree
Back Section	: 60 Degree
Head Section	: 60 Degree
Leg Section	: 90 Degree
Floor locking system	: Manual

### salient features

- Eccentric pillars
- Stainless fittings
- Detachable, head, leg and pelvic section
- Five sections radio- Translucent top in built kidney bridge
- Base and cover made of attractive , easy to clean stainless steel

HS-105

# Bariatric Table

## HS-105



**Weight lifting capacity- 400kg Width – 500-600 mm**

Hari surgical india Bariatric table is suitable for all kind of surgeries ,i.e. general surgery, vascular surgery, cardio, neurology, urology, gynecology, proctology, laparoscopy, traumatic surgery, plastic surgery and other. The base and column of the table is made of high quality medical stainless steel non reflecting surface, antibacterial and easy to clean.

### TECHNICAL SPECIFICATIONS

Length of table	: 1900 mm
Width of table top	: 600zmm
Minimum height	: 750 mm
Maximum height	: 1000 mm
Trendelenburg	: 25 Degree
R. Trendelenburg	: 25 Degree
Lateral Tilt	: 20 Degree
Back Section	: 60 Degree
Head Section	: 60 Degree
Leg Section	: 90 Degree
Floor locking system	: Manual
Weight Lifting Capacity	: 400 KG



## SEMI ELECTRO OPTHELAMIC TABLE HS-107



Hari Surgical India ophthalmic table is suitable for ophthalmic surgeries. The base and column of the table is made of high quality medical stainless steel. Non reflecting surface, antibacterial and easy to clean.

### TECHNICAL SPECIFICATIONS

Length of table	: 1900 mm
Width of table top	: 610 mm
Minimum height	: 635 mm
Maximum height	: 890 mm
Trendelenburg	: 25 Degree
R. Trendelenburg	: 25 Degree
Lateral Tilt	: 20 Degree
Up-Down	: Electric
Floor Locking	: Manual
Trendelburg	: Manual

• SS Steel Material • Non Reflecting Surface • Easy To Clean

## DELIVERY TABLE HS-106



Hari Surgical India Delivery Table is suitable for gynecology, laparoscopy, urology and general surgery . The base and column of the table is made of high quality medical stainless steel, non-reflecting surface, antibacterial and easy to clean. We provide with height adjustment with hydraulic, trendelenburg and flex-reflex and chair position. Matters of the table are waterproof, 50mm thick with color choice.

# HS-108

## Semi Electro C-arm Ot Table

### HS-108



HS-108 Semi electro C-arm OT table is suitable for all kind of surgeries, i.e. General Surgery, Vascular Surgery, Cardio, Neurology, Urology, Gynecology, Proctology, Laparoscopy, Traumatic Surgery, Plastic Surgery and other. The base and column of the table is made of high quality medical stainless steel. We provide with height adjustment, lateral tilts, trendelenburg and flex-reflex, char position, kidney bridge position.

#### TECHNICAL SPECIFICATIONS

Length of table	: 1900 mm
Width of table top	: 520 mm
Minimum height	: 750 mm
Maximum height	: 1000 mm
Trendelenburg	: 25 Degree
R. Trendelenburg	: 25 Degree
Lateral Tilt	: 20 Degree
Back Section	: 20 Degree
Head Section	: 60 Degree
Leg Section	: 90 Degree
Floor locking system	: Manual

#### salient features

- Electric Up-down by cable remote
- Eccentric pillars
- Stainless fittings
- Detachable, head, leg and pelvic section
- Five sections radio- Translucent top in built kidney bridge
- Base and cover made of attractive , easy to clean stainless steel.



## Semi electro surgical operating table HS-110



## Sliding top fully electro C-arm table HS-111



# HS-112

## Electro + manual C-ARM comfortable Multipurposal OT table HS-112



Hari Surgical India  
Electro+manual C-ARM OT table is suitable for all kind of surgeries, i.e. general surgery, vascular surgery, cardio, neurology, urology, gynecology, proctology, laparoscopy, traumatic surgery, plastic surgery and other. The base and column of the table is made of high quality medical stainless steel (grade-304) non reflecting surface, antibacterial and easy to clean.

### TECHNICAL SPECIFICATIONS

Length of table	: 1900 mm
Width of table top	: 520 mm
Minimum height	: 750 mm
Maximum height	: 1000 mm
Trendelenburg	: 25 Degree
R. Trendelenburg	: 25 Degree
Lateral Tilt	: $\pm 20$ Degree
Back Section	: $\pm 20$ Degree
Head Section	: $\pm 60$ Degree
Leg Section	: 90 Degree
Floor locking system	: Manual

### salient features

- Eccentric pillars
- Stainless fitting
- Detachable, head, leg & pelvic section
- Five section radio-Translucent top
- In built kidney bridge
- Battery back-up available
- Base and cover made of attractive, easy to clean stainless steel
- Manual operated when electricity fails

## Standard Accessories



- Anaesthetic screen with clamp
- Padded arm board with clamp.
- Padded side support with clamp
- Padded shoulder support with clamp
- Lithotomy crutches goepel type with steel clamp.
- Handle with kidney bridge
- Water proof antistatic rubber mattress 50 mm.

## Optional Attachments

### Orthopaedic Surgery

- Ortho : Leg traction complete attachment.
- Ortho : Hand traction device
- Hip nailing support (inner thigh rest with pad)
- Steinmein pin holding clamp.
- Tibia nailing (L-shaped knee rest with pad)
- Lower limp surgery extension.
- Four post frame for spine and survival surgery /spinal frame.
- Radio-Translucent hand operation table.



### Neurosurgery

- Mayfield 3 pin retractor with head (phone & sitting position)
- Sujita head clamp (prone & sitting position / head fixator)
- Spinal bridge
- "M" Type face head rest
- Neuro attachment for sitting up position head rest.
- Neuro attachment for prone position head rest.



# ALBEE'S TYPE ORTHOPAEDIC ATTACHMENT



TELESCOPIC TYPE ORTHOPAEDIC  
LEG EXTENSION DEVICE



NEURO SIX-PIN




HORSESHOE ATTACHMENT



NEURO THREE-PIN



EYE HEAD



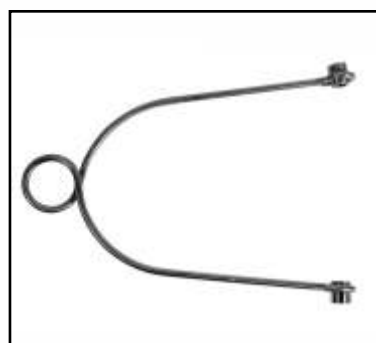
HAND TRACTION



SPINE ATTACHMENT



ARM REST



STEMIN PIN HOLDER



LITHOTONI CRATCHES





#### Key Features:

- ◆ Remote Operated ◆ Memory Function ◆ High quality sterilizable handle
- ◆ With special aluminium cabinet for ventilation of heat.

## HS-310

### TECHNICAL DATA

Illumination	: 125000
Colour Temp	: 3000 K-6500 K
Colour Rendering Index	: 96
Temperature Rise	: 20°
Size of Light Field	: 12-30 (cm)
LED Life	: 50000 hrs
Number of LED	: 19 x 4
Diameter of Light	: 600 mm
Power Supply	: 220V/50 Hz AC
Focussing	: Adjustable
Brightness Control	: Touch / Manual
Battery Backup	: Optional
Memory	: Auto Save
Operating Time	: 24 x 7
Remote Operating	: Yes



## HS-311

### TECHNICAL DATA

Illumination	: 125000 + 125000
Colour Temp	: 3000 K-6500 K
Colour Rendering Index	: 96
Temperature Rise	: 20°
Size of Light Field	: 12-30 (cm)
LED Life	: 50000 hrs
Number of LED	: 19 x 4 + 19 x 4
Diameter of Light	: 600 mm
Power Supply	: 220V/50 Hz AC
Focussing	: Adjustable
Brightness Control	: Touch / Manual
Battery Backup	: Optional
Memory	: Auto Save
Operating Time	: 24 x 7
Remote Operating	: Yes

#### Key Features:

- ◆ Remote Operated ◆ Memory Function ◆ High quality sterilizable handle
- ◆ With special aluminium cabinet for ventilation of heat.

## HS-312

### TECHNICAL DATA

Illumination	: 125000+90000
Colour Temp	: 3000 K-6500 K
Colour Rendering Index	: 96
Temperature Rise	: 20°
Size of Light Field	: 12-30 (cm)
LED Life	: 50000 hrs
Number of LED	: 19 x 4 + 19 x 3
Diameter of Light	: 600 mm
Power Supply	: 220V/50 Hz AC
Focussing	: Adjustable
Brightness Control	: Touch / Manual
Battery Backup	: Optional
Memory	: Auto Save
Operating Time	: 24 x 7
Remote Operating	: Yes

### Key Features:

- ◆ Remote Operated ◆ Memory Function ◆ High quality sterilizable handle
- ◆ With special aluminium cabinet for ventilation of heat.

## HS-313

### TECHNICAL DATA

Illumination	: 125000 + 170000
Colour Temp	: 3000 K-6500 K
Colour Rendering Index	: 96
Temperature Rise	: 20°
Size of Light Field	: 12-30 (cm)
LED Life	: 50000 hrs
Number of LED	: 19 x 4 + 19 x 5
Diameter of Light	: 600 mm
Power Supply	: 220V/50 Hz AC
Focussing	: Adjustable
Brightness Control	: Touch / Manual
Battery Backup	: Optional
Memory	: Auto Save
Operating Time	: 24 x 7
Remote Operating	: Yes

### Key Features:

- ◆ Remote Operated ◆ Memory Function ◆ High quality sterilizable handle
- ◆ With special aluminium cabinet for ventilation of heat.

## HI-LOW ICCU BED SUPER DELUXE

HS-410

- Mechanically operated
- Height adjustable ICCU/ICU Bed.
- Four sectional CRCA sheet top.
- Trolley type base and main frame made of strong rectangular steel tubes mounted on four 12.5 cm
- Swivel Castors, two with brake, four fixed lever handles at foot end to obtain various positions by smooth Crank mechanism.
- Detachable head and foot ABS bows Supplied with ABS safety side rails, four revolving corner buffers.
- Pretreated epoxy coated finish.



**Bed Size :**

**Length : 190 cm**

**Width : 90 cm**

**Height : 60 cm**

## HI-LOW ICCU BED DELUXE

HS-411



**Bed Size :**

**Length : 190 cm**

**Width : 90 cm**

**Height : 60 cm**

- Mechanically operated
- Height adjustable ICCU/ICU Bed.
- Four sectional CRCA sheet top.
- Trolley type base and main frame made of strong rectangular steel tubes mounted on four 12.5 cm
- Swivel Castors, two with brake, four fixed lever handles at foot end to obtain various positions by smooth Crank mechanism.
- Detachable head and foot ABS bows
- Collapsible safety side rails, four revolving corner buffers.
- Pretreated epoxy coated finish.

◆ Height Adjustment 60 to 81 cm.

◆ Trendelenburg & reserve positions upto + 10 deg.

◆ Head raise upto 80 deg.

◆ Knee fold raise upto 35 deg. Location & Lifting Pole.

◆ Four Location for I.V.Rod

◆ Locations for Neck & foot traction Assemblies

◆ Locations for mosquito net Poles

**HS-412**

## NON HI-LOW ICCU BED SUPER DELUXE

- Mechanically operated
- Four sectional CRCA sheet top bed.
- Trolley type base and main frame made of strong rectangular steel tubes mounted on four 12.5 cm Swiver Castors, two with brake.
- Three fixed lever handles at foot end to obtain positions:- head raise upto 80 deg., knee fold raise upto +35 deg. and Tredelenburg & Reserve Tredelenburg positions + 10 by smooth Crank mechanism.
- Detachable head and foot ABS bows Location provided for all accessories.
- Pretreated epoxy coated finish.



Bed Size :

Length : 190 cm

Width : 90 cm

Height : 60 cm

## FOWLER BED

**HS-413**



- Mechanically operated, uniformly perforated four sectional press bent CRCA sheet top bed.
- Two fixed lever handles at foot end to obtain positions:- head raise, knee fold raise by smooth Crank mechanism.
- Precise rectangular tubular steel frame work.
- Strong re-inforced, "H" shaped legs on rubber stumps.
- Detachable head and foot S.S. bows with laminated panels.
- Location provided for all accessories.
- Pretreated epoxy coated finish.

Length : 190 cm x Width : 90 cm x Height : 60 cm



**HS-414**

## SEMI FOWLER BED DEULXE



- Mechanically operated, uniformly perforated two sectional press bent CRCA sheet top bed.
- One fixed lever handle at foot end to obtain position :- head raise by smooth Crank mechanism.
- Precise rectangular tubular steel frame work.
- Strong re-inforced, "H" shaped legs on rubber stumps.
- Detachable head and foot ABS bows.
- Location provided for all accessories.
- Pretreated epoxy coated finish.

Length : 190 cm x Width : 90 cm x Height : 60 cm

## SEMI FOWLER BED

**HS-415**



- Mechanically operated, uniformly perforated two sectional press bent CRCA sheet top bed.
- One fixed lever handle at foot end to obtain position :- head raise by smooth Crank mechanism.
- Precise rectangular tubular steel frame work.
- Strong re-inforced, "H" shaped legs on rubber stumps.
- Detachable head and foot S.S. bows With Laminated Panel
- Location provided for all accessories.
- Pretreated epoxy coated finish.

Length : 190 cm x Width : 90 cm x Height : 60 cm

**HS-416**

**S.S.CRASH CART**



Complete frame / structure made of stainless steel with six smooth running drawers. Mobile on 12.5 cm. swivel castors with I.V. rod, Lamp, massage board, six hand out bins, cylinder cage, Fixed with buffers.

Size : (71 W x 40 D x 152H) cm.

**HS-417**

**MONITOR TROLLEY**

Deluxe monitor trolley having five slab one drawer and movable on four wheels with two break and fixed with buffers. with best quality electric socket.



**S.S.OBST/GYNE TABLE**

Three sectional stainless steel top mounted on strong & precise S.S. tubular frame. Back-rest adjustable on ratchet. Leg section slide under main frame. Trendelenburg positions achieved with the help of pneumatic pump.



**HS-418**

**STANDARD ACCESSORIES:-**

- Head & side safety railing.
- S.S. hand grip adjustable.
- Sliding S.S. Douche tray.
- Lithotomy rods with craches.
- 50 mm thick sectional mattress.
- I.V. Rod S.S.

**HS-419**

**EXAMINATION LABOR TABLE**

MS tubular construction, machine pressed two sectional CRC sheet top. Head rest adjustable on ratchet. Provided with 'U' cut and pair of lithotomy rods with strap. Pretreated epoxy coated finish.

Size : (183 L x 51 W x 76 H) cm.



## HS-420

### HILOW BED CUM EMERGENCY TROLLEY



Specially designed ICU Bed with Utility of Trolley Bed for patient to be shifted to ICU/O.T./Delivery Room etc. Best used for Delivery Patient as Pre-Delivery/Labour room beds.

- Frame made of strong rectangular CRCA Pipe.
- Four Sections Top made of perforated CRCA Sheets machine pressed and bent, with mattress guard.
- Back-rest, Knee-rest, Trendelenburg/Reverse Trendelenburg & Hi-Low Positions obtained by Crank Mechanism at foot end operated by Four separate Handles.
- Specially designed Head & Foot Panels made of Stainless Steel fitted with Laminated Wooden Board.
- Collapsible Side Safety Railing.

Length : 190 cm x Width : 90 cm x Height : 60 cm

## HS-421

### ATTENDANT BED



- Patient's attendant, perforated, CRCA sheet top bed. Strong "H" shaped legs on rubber stumps, S.S. bows. Pretreated epoxy powder coated finish.

Length : 185 cm x Width : 60 cm x Height : 46 cm


## HS-422

### TELESCOPIC LABOUR TABLE-CUM-LDRP BED ELECTRO/REMOTE OPERATED



- Three Sections Stainless Steel Top mounted on Strong and Precise Powder Coated CRCA Frame.
- Back-rest adjustable through corded Remote Control.
- Leg Section can by telescope (completely sliding) under Back-rest for Lithotomy Positions.
- Height Adjustment, Trendelenburg/Reverse Trendelenburg Positions through corded Remote Control.
- Removable ABS Head & Foot Panels/Boards.
- ABS Swing Away Type Large Side Safety Railings on each side for patients comfort.
- Stainless Steel bearing down hand grips provided on Stainless Steel Side Rails with adjustable length.
- Provided with pair of upholstered lithotomy crutches mounted on Stainless Steel Rods.
- Sliding Stainless Steel Basin/Tray and provision for Bucket provided under the main frame.
- Stainless Steel I.V. Pole provided with; and can be fixed at each side at head end.
- Three Sections mattress with straps.
- Provided with two padded hand-rest with straps and one anesthetic frame.
- Finish: Pre-treated & Epoxy Powder Coated Frame with Stainless Steel Top and Side Rails.

Overall Approx. Dimensions: 81" x 33" x 28"



bhn press : 9215335488



*Advanced Technology With New Ideas*

G-6, Dabour, Tossam by pass , Bhiwani, Haryana ,  
127021 India

Contact no.- +91 9896779090, +91 9671929431

E-mail- hariengineering.bhiwani@gmail.com

Website- harisurgicalindia.blogspot.com