

Celebrate Juneteenth!

Activities, Stories
& Family Fun



The Empty Chair...

The Nguzo Babies were excited. Today was Juneteenth!
The friends gathered at a long table decorated with flowers,
colorful banners, and delicious food.

Ama brought strawberries.
Kofi brought watermelon.
Yaa helped decorate the table.

Soon everyone was ready to celebrate.
But when the friends sat down,
they noticed something.
One chair was empty.

"Where is Kwesi?" asked Kojo.
The friends looked around.
They checked near the picnic blankets.
They looked by the music.
But Kwesi was nowhere to be seen.

Just then, they heard footsteps.
"Sorry I'm late!" said Kwesi.

He carefully carried a beautiful red velvet cake.
"I wanted to bring something special for everyone to share."
The friends cheered. Kwesi placed the cake in the middle of the
table, and everyone gathered around. The friends shared food,
laughter, music, and stories.

As they celebrated Juneteenth, the friends felt thankful for
freedom, family, friendship, and community.
It was a very special day.



Learn Together!



For Parents & Caregivers

Juneteenth is celebrated on June 19 and marks the day in 1865 when the last enslaved African Americans in Texas learned they were free, more than two years after the Emancipation Proclamation was issued. Today, Juneteenth is a time to celebrate freedom, family, community, and hope.

When talking with young children ages 3-6, focus on simple ideas they can understand, such as fairness, kindness, belonging, and freedom. You might explain that Juneteenth celebrates a time when more people were finally allowed to be free and make their own choices. Encourage children to ask questions and connect the conversation to caring for others and building strong communities together.

Let's Talk Together!

1. What are the friends celebrating in the story?
2. What does freedom mean to you?
3. Why is it important to treat people fairly?
4. What is your favorite way to spend time with family and friends?
5. How can you help make your community a kind and welcoming place?

 Watch the Nguzo Babies Juneteenth Story
Scan the QR code to continue the celebration!



RED FRUIT CELEBRATION SALAD

Ingredients:

1 cup strawberries, sliced

½ cup cherries (pits removed)

1 cup watermelon, cubed

any other red fruits you like


½ cup raspberries


spoon & bowl


Directions:


1. Wash all fruit.
2. Cut the strawberries and watermelon into bite-sized pieces.
3. Place all fruit in a large bowl.
4. Gently stir together.
5. Share and enjoy with family and friends!

Fruit Facts

 Strawberries are packed with vitamin C and help support a healthy body.

 Watermelon is mostly water, making it a refreshing snack on warm days.

 Cherries contain antioxidants that help protect our bodies.

 Raspberries are full of fiber, which helps keep our tummies happy.

Why Are Red Foods Special?

Many Juneteenth celebrations include red foods and drinks. The color red is often used to honor strength, resilience, and remembrance.

Families may enjoy foods like strawberries, watermelon, cherries, and raspberries as they gather together to celebrate freedom, family, and community.

Let's Talk Together!



- Which fruit is your favorite?
- Which fruit would you add to this salad?
- What other red foods have you seen at celebrations?

PLAYDOUGH

recipe

★ RED KOOL-AID PLAYDOUGH

You will need

- 1 cup flour
- ¼ cup salt
- 1 tablespoon vegetable oil
- ½ cup warm water
- 1 packet unsweetened Cherry or Tropical Punch Kool-Aid

Directions

1. Mix the flour, salt, and Kool-Aid powder in a bowl.
2. Add the oil and warm water.
3. Stir until the dough begins to form.
4. Knead with your hands for 2 to 3 minutes until smooth.
5. Play and create!

What are some uses for playdough?

1. Roll strawberries
2. Make watermelon slices
3. Create cherries
4. Create your own Juneteenth celebration picnic

Grownup Note

Store playdough in an airtight container or zip-top bag when not in use.

CONVERSATION CARDS

PRINT AND CUT OUT THE CARDS BELOW. USE THEM TO START A CONVERSATION.

What does it
mean to be free?



What are some
choices you get
to make every
day?



Why is it
important for
everyone to be
treated fairly?



What is your
favorite family
tradition?



How do you
celebrate special
days with your
family?



What is something
that makes your
community special?



What makes you
feel safe?



How can you help
someone feel
welcome?



Why is it
important to be
fair?



Greeting Card

How to Make Your Juneteenth Greeting Card

1. Print the greeting card page on the next page.
2. Carefully cut around the outside edge of the card if needed.
3. Fold along the dotted lines to create your card.
4. Color the card and decorate it however you like. Add drawings, patterns, stickers, or special messages!
5. Share your card to help celebrate Juneteenth and spread kindness!

Make It Your Own!

Draw pictures of your family, favorite foods, music, traditions, or anything that makes your Juneteenth celebration special. There is no wrong way to decorate your card!

Happy
Juneteenth!

Today we celebrate
freedom, family,
friendship, and
community.

Let's Celebrate!

