



# Butterfly Patch: The Game



## How to Play: Nguzo Babies – Butterfly Patch Game

### Goal:

Be the first player to reach the Butterfly Patch in the center of the board.

### What You Need:

- Printed game board
- One Nguzo Babies character pawn per player (use included cutouts)
- Card deck:
  - Print the flower card page 5 times
  - Print the berry card page 2 times
  - Cut out each card

### Set Up:

1. Each player chooses a character and places it at a tree stump starting point.
2. Shuffle all flower and berry cards together and place the deck face down beside the board.
3. Decide who will go first.

### How to Play:


1. On your turn, draw one card.
2. Move your pawn to the next space on your path that matches the flower or fruit on the card.
3. If you draw a berry card (strawberry, blueberry, or raspberry), you must skip your next turn.
  - You stopped for a berry snack!

### Winning the Game:

The first player to reach the Butterfly Patch in the center wins the game.

### Optional Tips:

- Shuffle and reuse the deck if you run out of cards.
- For durability, print on cardstock or laminate the pieces.
- For extra fun, talk about the flowers and berries as you play.







## Choose Your Character

Each player gets to pick one Nguzo Babies character to play with.


Cut out the entire rectangle around your chosen character. Fold along the thick solid line under the character's feet (**their name should be face down on the surface once standing**).

Stand your character up on the game board to play.

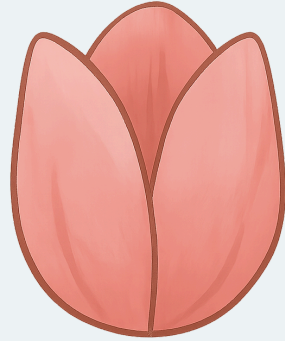
***This works best when printed on cardstock or thicker paper, but you can also glue it to a folded piece of cardboard or construction paper for extra support.***

Have fun bringing your character to life as you make your way to the Butterfly Patch!





Violet



Tulip




Marigold


Print 5  
copies of  
this page.



Dandelion




Bluebell




Poppy


Cut out  
each card.



Raspberries make your  
belly glad,  
But now you rest,  
not so bad!  
(Skip your next turn.)




Blueberries help your  
brain feel strong,  
But snacking took a little  
long!  
(Skip your next turn.)




Strawberries help your  
body grow,  
But eat too many,  
now go slow!  
(Skip your next turn.)


Print two  
copies of  
this page.



Raspberries make your  
belly glad,  
But now you rest,  
not so bad!  
(Skip your next turn.)



Blueberries help your  
brain feel strong,  
But snacking took a little  
long!  
(Skip your next turn.)



Strawberries help your  
body grow,  
But eat too many,  
now go slow!  
(Skip your next turn.)

Cut out  
each card.