

# SADDLEBACK COLLEGE SCIENCE & MATH BLDG INTERIOR GLAZING

28000 MARGUERITE PKWY  
MISSION VIEJO, CA 92692

YOUR  
LOGO  
HERE

YOUR ADDRESS  
CITY, ST 12345  
PHONE: (123) 456-7890  
www.yourwebsite.com

STAMPS

MFR	DESCRIPTION	PROFILE	LOCATION	FINISH	NOTES
CRL	WU3SASL U-CHANNEL	1" X 1" X 1/8" THK	INTERIOR, SILL	SATIN ANODIZED	SIDELITE SILLS, TYP.
CRL	WU1SASL U-CHANNEL	1" X 1 1/2" X 1/8" THK	INTERIOR, HEAD	SATIN ANODIZED	SIDELITE HEADS W/O TRANSOM
CRL	B5B10	1 3/8" X 2 3/4"	INTERIOR, HEAD	MILL ALUMINUM	SIDELITE HEADS W/ TRANSOM
CRL	RF1200 ROLL-IN GASKET	1/4" SIGHTLINE	INTERIOR, SIDELITES	BLACK	GASKET AT U-CHANNELS
CRL	DCH4BSS DOOR HEADER	1 3/4" X 4"	INTERIOR DOORS	#4 BRUSHED SS	DOOR HEADERS W/O TRANSOM
CRL	FH4BSS FLOATING HEADER	1 3/4" X 4"	INTERIOR DOORS	#4 BRUSHED SS	DOOR HEADERS W/ TRANSOM
CRL	DR4TBS12S DOOR RAIL	2" X 4" 60° TAPERED	INTERIOR DOORS	#4 BRUSHED SS	TOP & BOTTOM DOOR RAILS
CRL	CL0N12 CLEAR STRIP 180°	1/2" X 1/2"	VERT. BUTT JOINTS	CLEAR	H-GASKET FOR BUTT JOINTS
CRL	CL0N212 CLEAR STRIP 90°	1/2" X 1"	VERT CORNERS	CLEAR	GASKET FOR 90° CORNER JOINTS
CRL	D604A U-CHANNEL	9/16" X 5/8"	INTERIOR, JAMBS	SATIN ANODIZED	SIDELITE JAMBS, TYP.

TYPE	INDICATOR	TEMPERED	THICKNESS	LOCATION	TYPE	DESCRIPTION
GL-1		YES	1/4"	INTERIOR	DOOR VISION LITES AND BORROWED LITES, TYP.	1/4" STARPHIRE (LOW-IRON) GLASS
GL-2		YES	1/2"	INTERIOR	ALL-GLASS ENTRANCES AND STOREFRONTS, TYP.	1/2" STARPHIRE (LOW-IRON) GLASS W/ FLAT POLISHED EXPOSED EDGES

MARK	HW SET	SIZE	DOOR SWING	LOCATION	GLASS
101-3	27.0	3'-0" X 7'-0"	HINGE LEFT, INSWING	LAB	GL-2
103-2	27.0	3'-0" X 8'-0"	HINGE LEFT, OUTSWING	LAB	GL-2
106-1	27.0	3'-0" X 7'-0"	HINGE LEFT, INSWING	STUDY	GL-2
113H-1	27.0	3'-0" X 8'-0"	HINGE RIGHT, INSWING	OFFICE	GL-2
114-1	27.0	3'-0" X 8'-10"	HINGE RIGHT, INSWING	MEETING	GL-2
206-1	27.0	3'-0" X 8'-0"	HINGE RIGHT, INSWING	OFFICE	GL-2
206F-1	27.0	3'-0" X 8'-0"	HINGE LEFT, INSWING	MEETING	GL-2
211-1	27.0	3'-0" X 9'-0"	HINGE RIGHT, INSWING	STUDY	GL-2
212A-1	27.0	3'-0" X 8'-2"	HINGE LEFT, INSWING	STUDY	GL-2
212K-1	27.0	3'-0" X 8'-0"	HINGE RIGHT, INSWING	STUDY	GL-2
304-1	27.0	3'-0" X 8'-10"	HINGE LEFT, INSWING	MEETING	GL-2
304-2	27.0	3'-0" X 8'-10"	HINGE RIGHT, INSWING	MEETING	GL-2
305-1	27.0	3'-0" X 8'-10"	HINGE LEFT, INSWING	LOUNGE	GL-2
305B-1	27.0	3'-0" X 8'-10"	HINGE LEFT, INSWING	OFFICE	GL-2
305C-1	27.0	3'-0" X 8'-10"	HINGE LEFT, INSWING	OFFICE	GL-2

QTY	UOM	DESCRIPTION	PART NUMBER	FINISH	MFR
1	EA	BOTTOM PMOT	PV-ENDLOAD	AL	RO
1	EA	DIGITAL ENTRY	RT1050L		AD
2	EA	DOOR PULL	RM3301-36 MTG-13HD	US32D	RO
1	EA	CONC. CLOSER	OHC-609-90NHO		RO
1	EA	ARM	OHC-609-ARM		RO
1	EA	MOUNTING CLIP	OHC-609-MC		RO
1	EA	DOOR STOP	RM850	US26D	RO

**NOTE:** ACCESS CONTROL DIGITAL LOCK TO BE FURNISHED BY CERTIFIED SECURITY INTEGRATOR; SEE PLAN SHEETS SE601 AND SE602 FOR SEQUENCE OF OPERATIONS

HARDWARE MANUFACTURER LIST	
AD	ADAMS RITE
RO	ROCKWOOD

HARDWARE FINISH LEGEND	
AL	MILL ALUMINUM
US26D	SATIN CHROME PLATED
US32D	SATIN STAINLESS STL



PHONE: (469) 324-2040  
asavage@accsdrafting.net  
www.accsdrafting.net

YOUR  
LOGO  
HERE

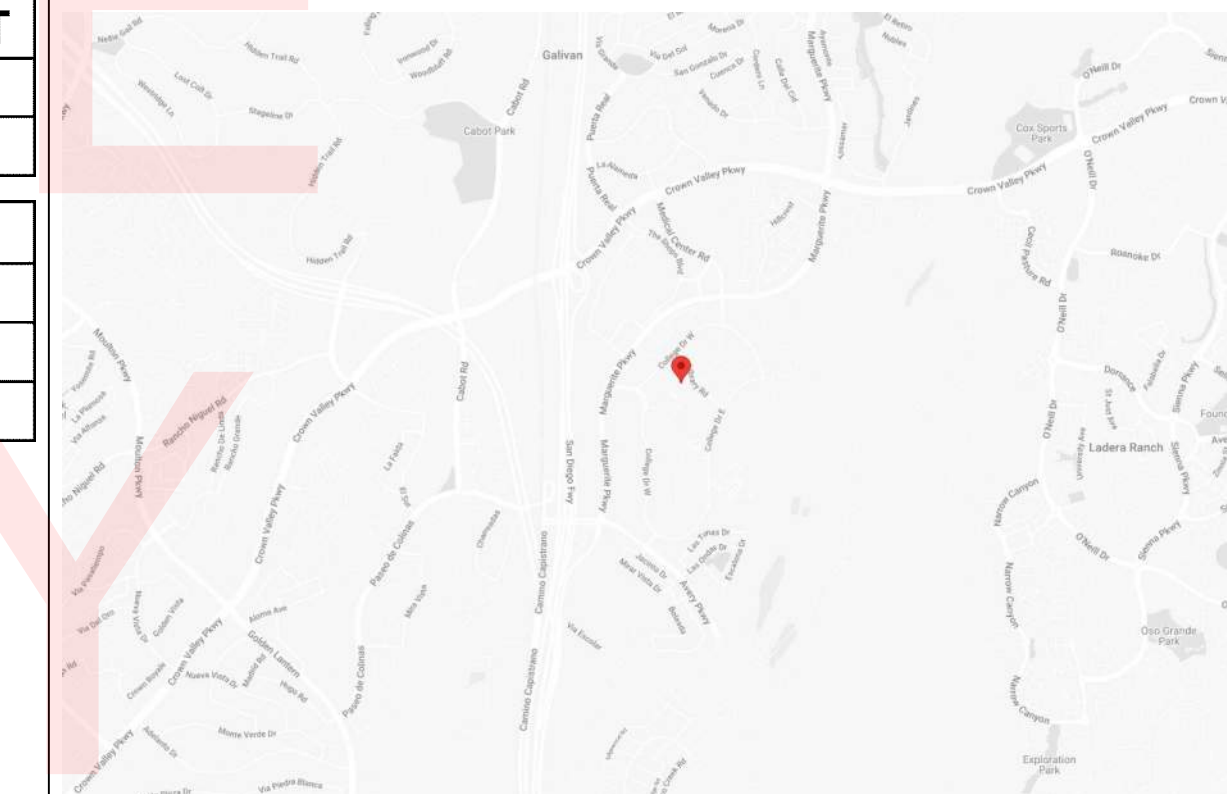
PHONE: (123) 456-7890  
email@yourcompany.com  
www.yourwebsite.com

GENERAL NOTES	
DIMENSION NOTE:	ALL DIMENSIONS TO BE FIELD VERIFIED PRIOR TO FABRICATION AND INSTALLATION
ARCHITECTURAL SET:	CCD-002 SET, 11-30-2024


DRAWING INDEX	
C1	COVER
P1-P3	FLOOR PLANS
WS1-WS5	WINDOW SCHEDULE
BL1-BL2	BORROWED LITE SCHEDULE
D1-D3	DETAILS

ABBREVIATION LEGEND			
ALUM.	ALUMINUM	EXT.	EXTERIOR
A.R.D.	ARCHITECT REFERENCE DIMENSION	F.D.	FRAME DIMENSION
B.O.	BOTTOM OF	F.F.	FINISH FLOOR
B.O.M.	BOTTOM OF MULLION	F.O.C.	FACE OF CONCRETE
C/L	CENTER LINE	F.O.G.	FACE OF GLASS
D.H.	DOOR HEIGHT	F.O.M.	FACE OF MULLION
DIST.	DISTANCE	F.O.S.	FACE OF STUD
D.L.O.	DAY LIGHT OPENING	F.O.W.	FACE OF WALL
D.O.	DOOR OPENING	F.S.	FRAME SIZE
D.W.	DOOR WIDTH	G.D.	GLASS DIMENSION
EMB.	EMBEDMENT	I.G.U.	INSULATED GLASS UNIT
E.O.S.	EDGE OF SLAB	INT.	INTERIOR
EQ.	EQUAL	M.D.	MODULE DIMENSION
E.T.R.	EXISTING TO REMAIN	MIR.	MIRROR
		M.L.	MULLION LENGTH
		N.T.S.	NOT TO SCALE
		O.H.	OPPOSITE HAND
		OPP.	OPPOSITE
		P.D.	PANEL DIMENSION
		REF.	REFERENCE
		R.O.	ROUGH OPENING
		SIL.	SILICONE
		SPAC.	SPACING
		S.S.	STAINLESS STEEL
		T.O.	TOP OF
		U.O.N.	UNLESS OTHERWISE NOTED
		V.I.F.	VERIFY IN FIELD
		W.P.	WORKING POINT

LOCATION MAP



VICINITY MAP



SADDLEBACK COLLEGE SCIENCE & MATH BLDG  
INTERIOR GLAZING  
28000 MARGUERITE PKWY  
MISSION VIEJO, CA 92692

REVISION:

- 1.
- 2.
- 3.
- 4.
- 5.

PROJECT NR: SAMPLE  
DATE: 10-05-2024  
DRAWN BY: AS  
CHECKED BY: CG  
SCALE: AS NOTED  
SHEET NUMBER:

**C1**

YOUR  
LOGO  
HERE

YOUR ADDRESS  
CITY, ST 12345  
PHONE: (123) 456-7890  
www.yourwebsite.com

STAMPS

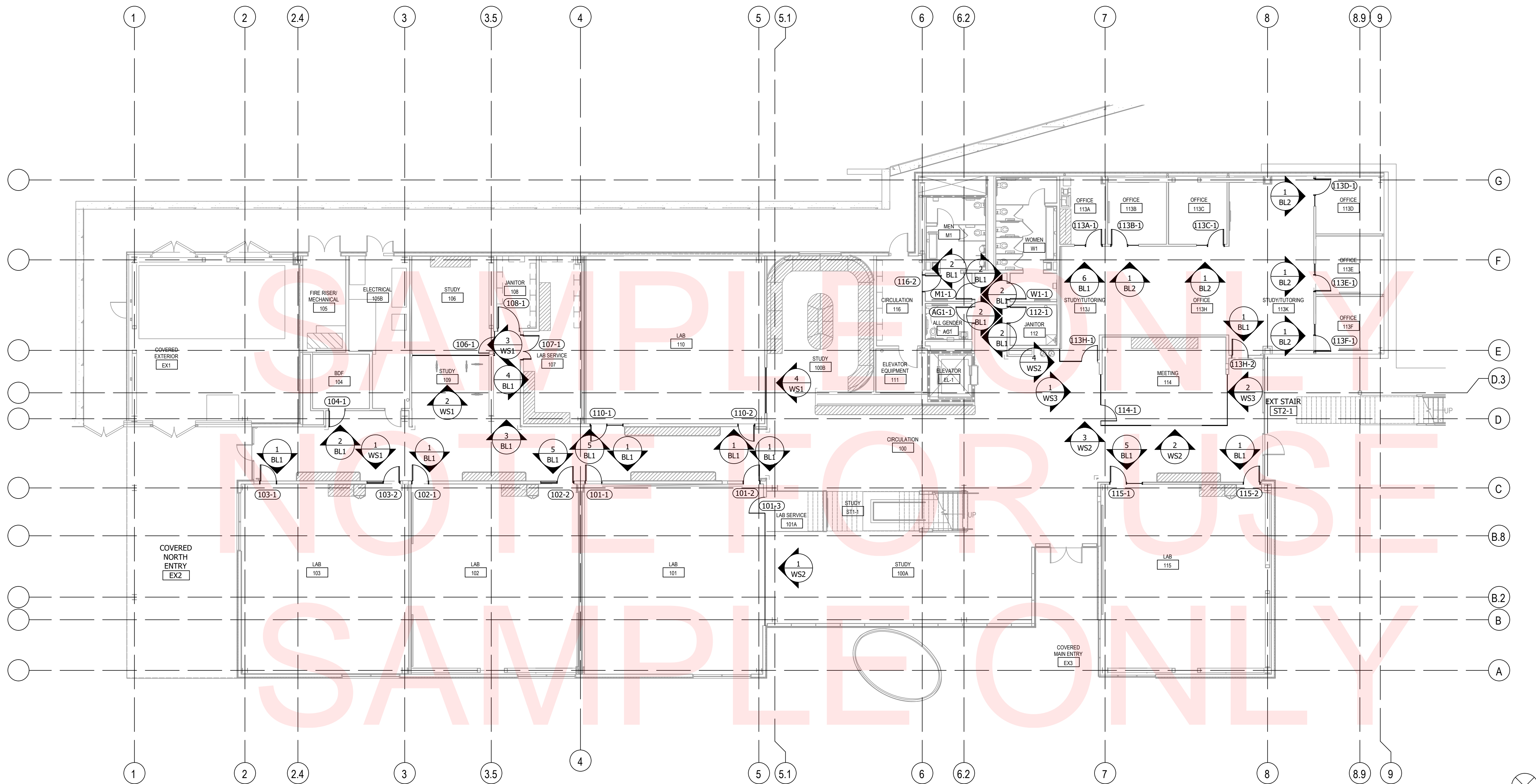
SADDLEBACK COLLEGE SCIENCE & MATH BLDG  
INTERIOR GLAZING  
28000 MARGUERITE PKWY  
MISSION VIEJO, CA 92692

REVISION:

- 1.
- 2.
- 3.
- 4.
- 5.

PROJECT NR: SAMPLE  
DATE: 10-05-2024  
DRAWN BY: AS  
CHECKED BY: CG  
SCALE: AS NOTED  
SHEET NUMBER:

**P1**



YOUR  
LOGO  
HERE

YOUR ADDRESS  
CITY, ST 12345  
PHONE: (123) 456-7890  
www.yourwebsite.com

STAMPS

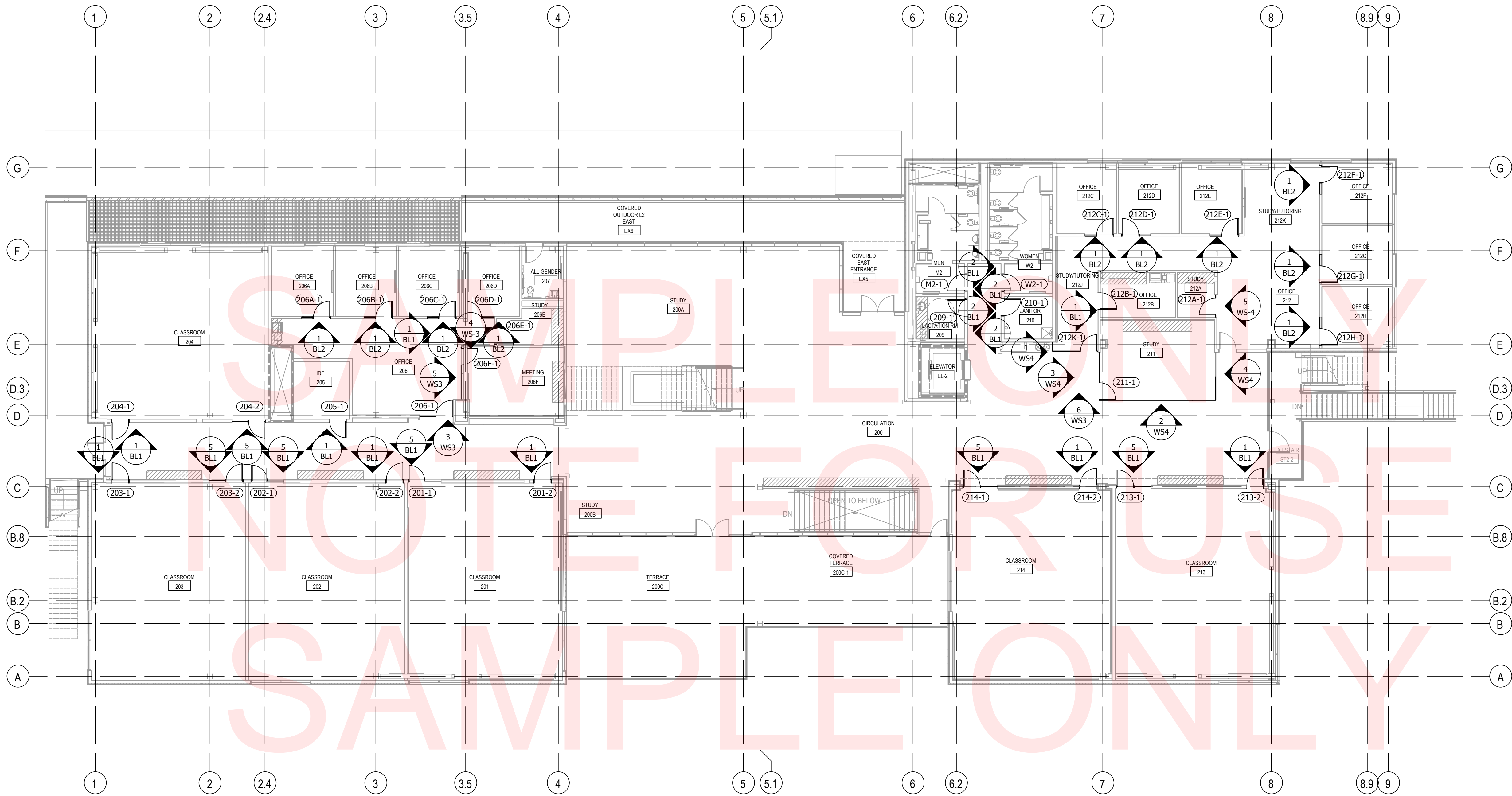
SADDLEBACK COLLEGE SCIENCE & MATH BLDG  
INTERIOR GLAZING  
28000 MARGUERITE PKWY  
MISSION VIEJO, CA 92692

REVISION:

- 1.
- 2.
- 3.
- 4.
- 5.

PROJECT NR: SAMPLE  
DATE: 10-05-2024  
DRAWN BY: AS  
CHECKED BY: CG  
SCALE: AS NOTED  
SHEET NUMBER:

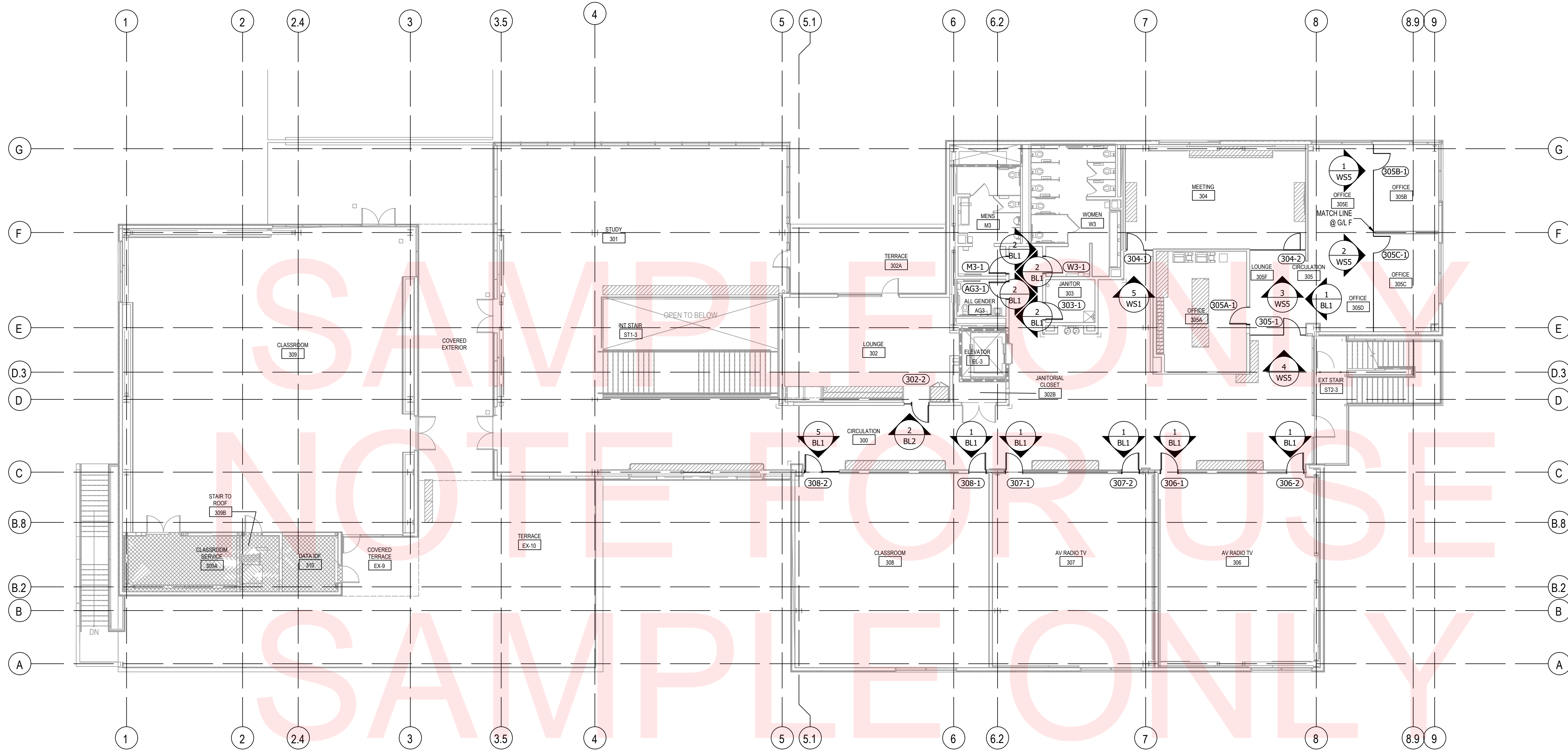
**P2**



YOUR  
LOGO  
HERE

YOUR ADDRESS  
CITY, ST 12345  
PHONE: (123) 456-7890  
www.yourwebsite.com

STAMPS



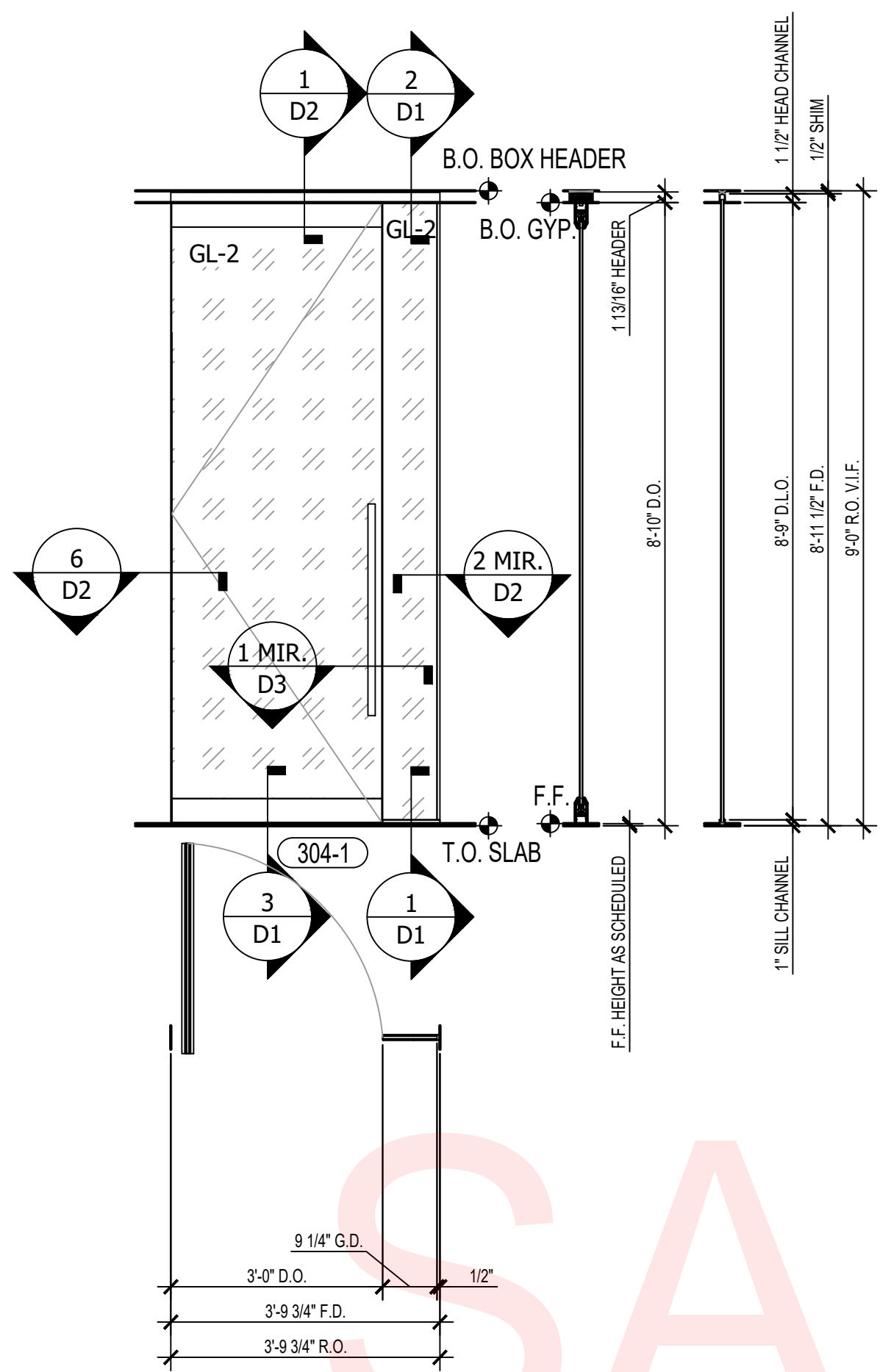
SADDEBACK COLLEGE SCIENCE & MATH BLDG  
INTERIOR GLAZING  
28000 MARGUERITE PKWY  
MISSION VIEJO, CA 92692

REVISION:

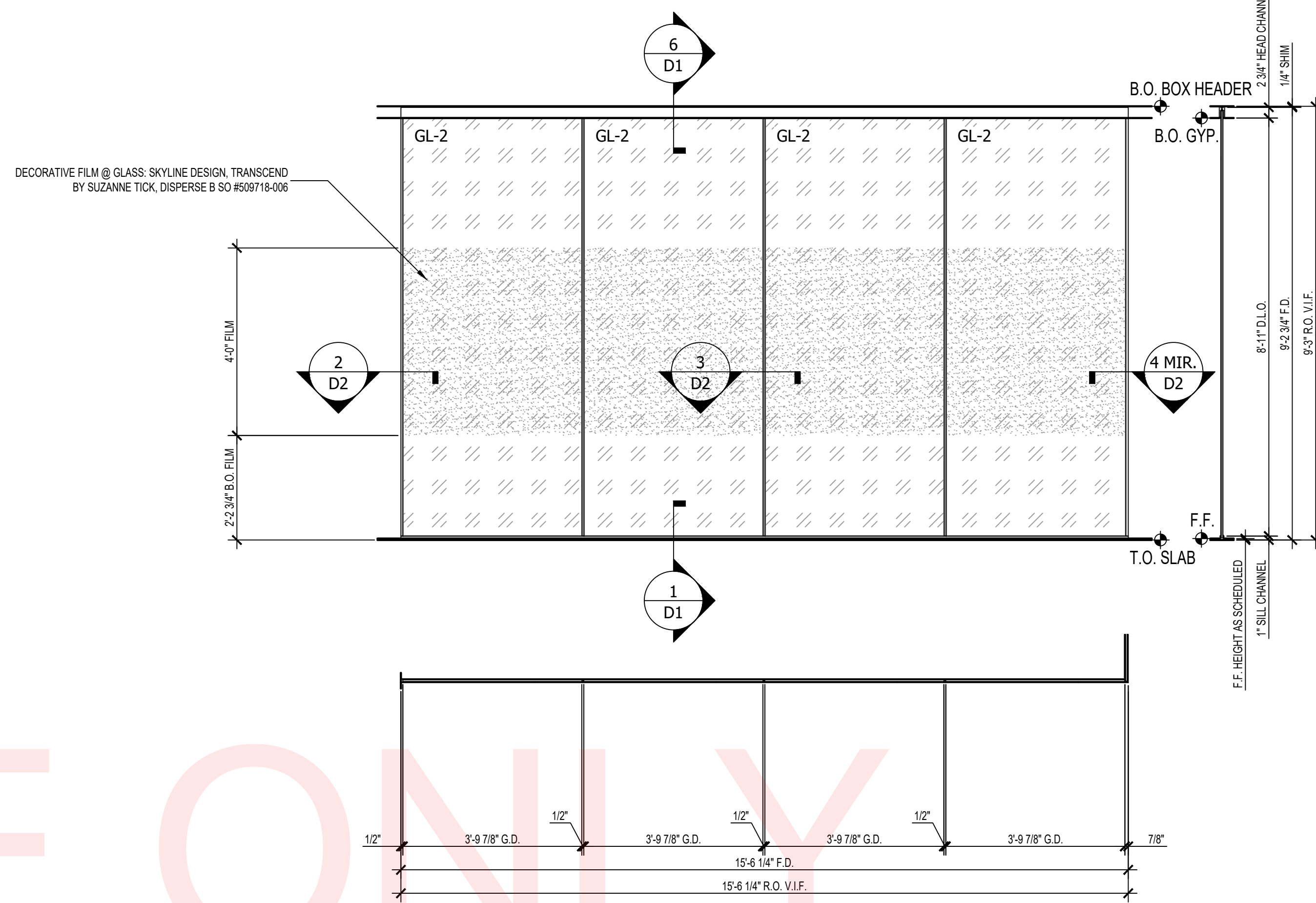
- 1.
- 2.
- 3.
- 4.
- 5.

PROJECT NR: SAMPLE  
DATE: 10-05-2024  
DRAWN BY: AS  
CHECKED BY: CG  
SCALE: AS NOTED  
SHEET NUMBER:

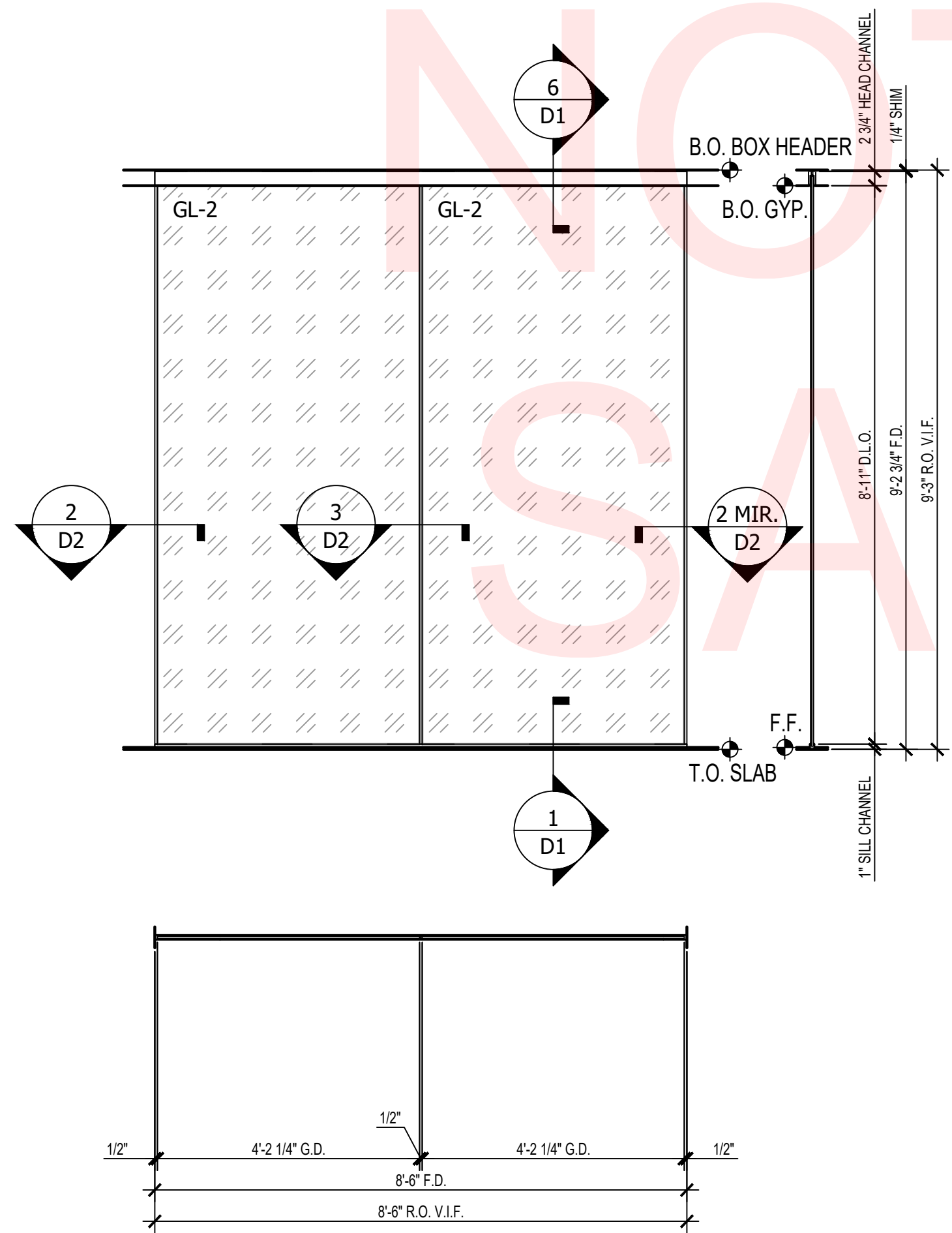
**P3**



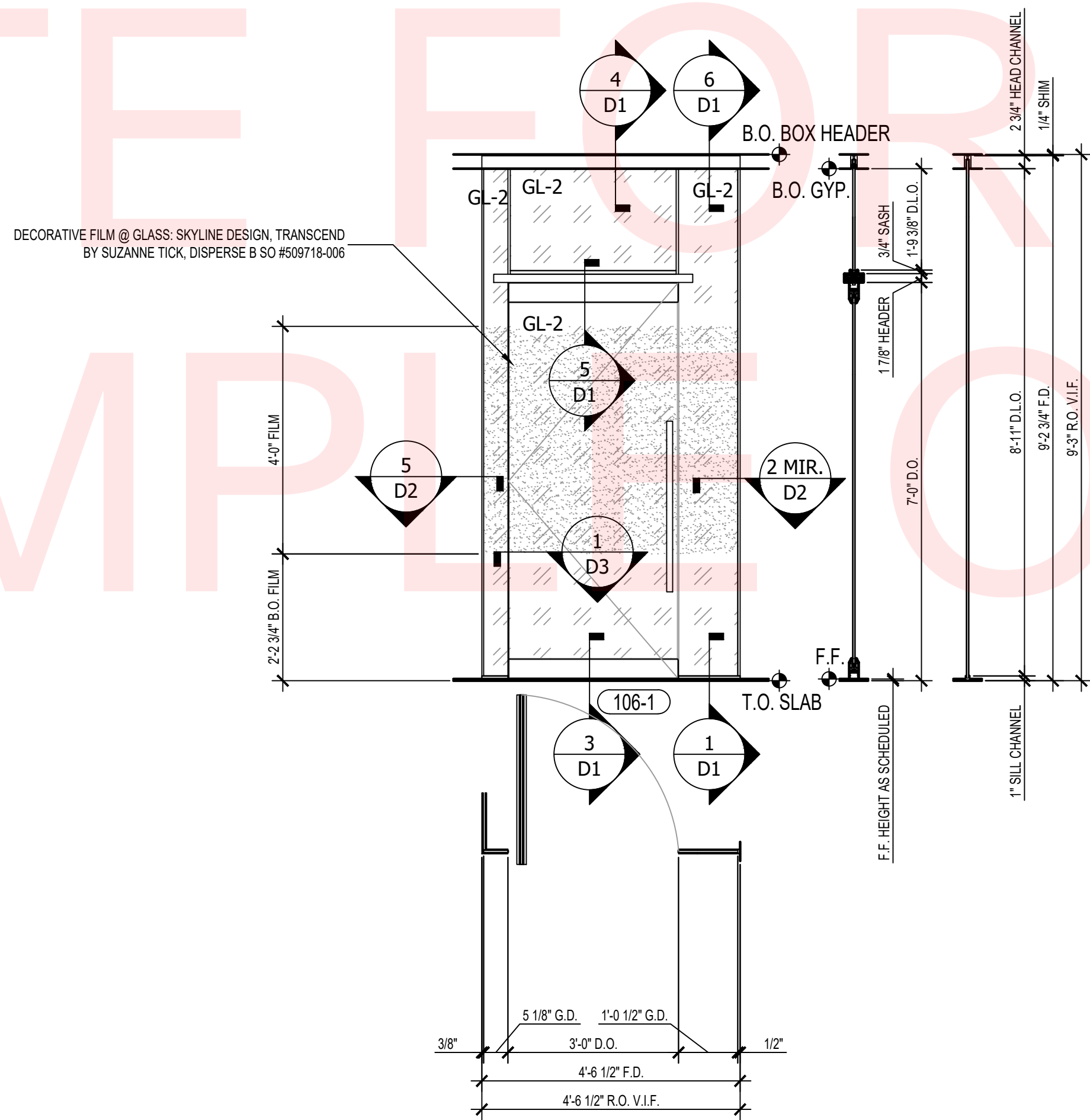
INTERIOR ALL-GLASS STOREFRONT @ 304 SOUTH  
ARCH. REF: 3/A634 SCALE: 1/2" = 1'-0" **5**



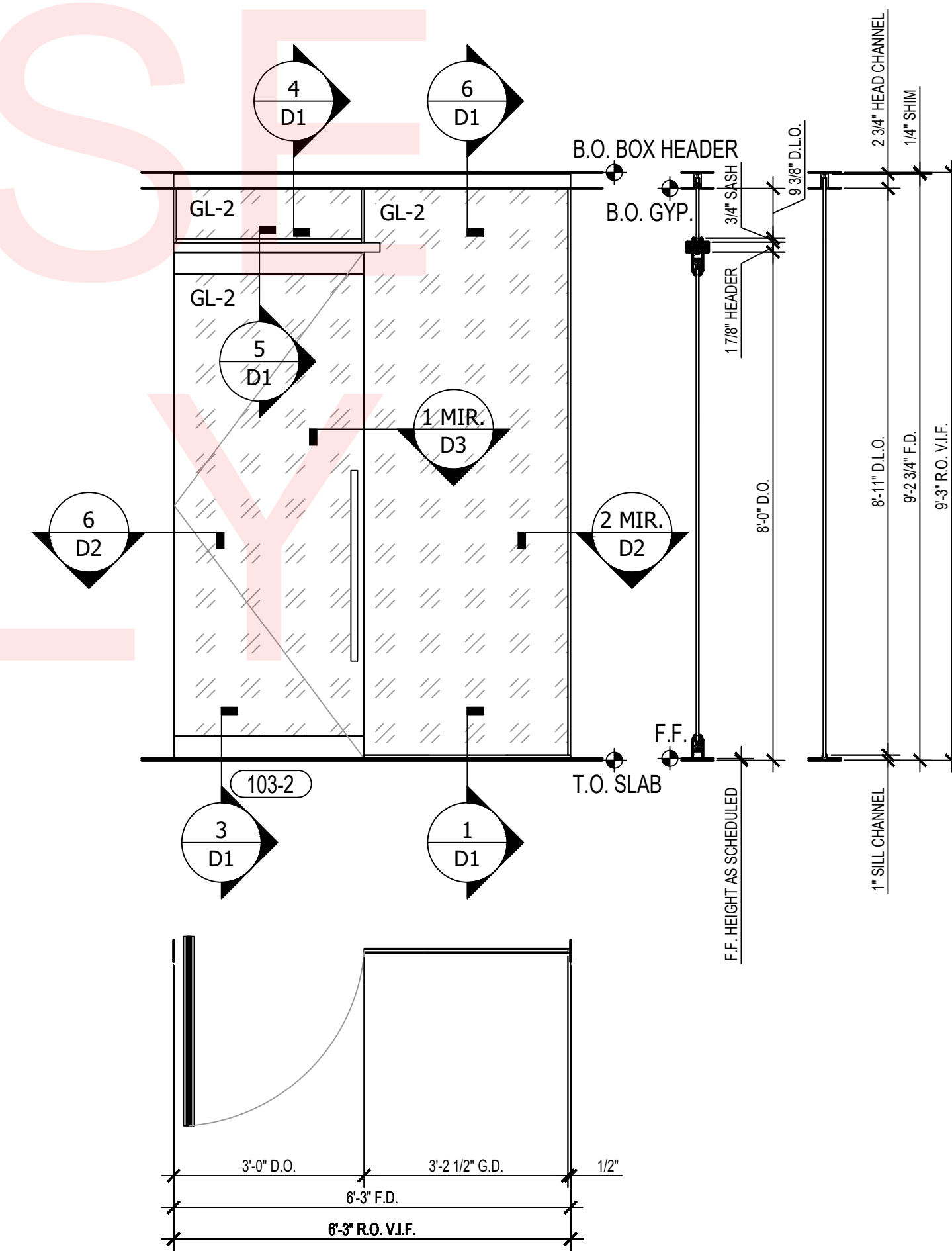
INTERIOR ALL-GLASS STOREFRONT @ 106 SOUTH  
ARCH. REF: 10/A621 SCALE: 1/2" = 1'-0" **2**



INTERIOR ALL-GLASS STOREFRONT @ 110 EAST  
ARCH. REF: 10/A622 SCALE: 1/2" = 1'-0" **4**



INTERIOR ALL-GLASS STOREFRONT @ 106 EAST  
ARCH. REF: 6/A621 SCALE: 1/2" = 1'-0" **3**



INTERIOR ALL-GLASS STOREFRONT @ 103 NORTH  
ARCH. REF: 3/A620 SCALE: 1/2" = 1'-0" **1**

YOUR  
LOGO  
HERE

YOUR ADDRESS  
CITY, ST 12345  
PHONE: (123) 456-7890  
www.yourwebsite.com

STAMPS

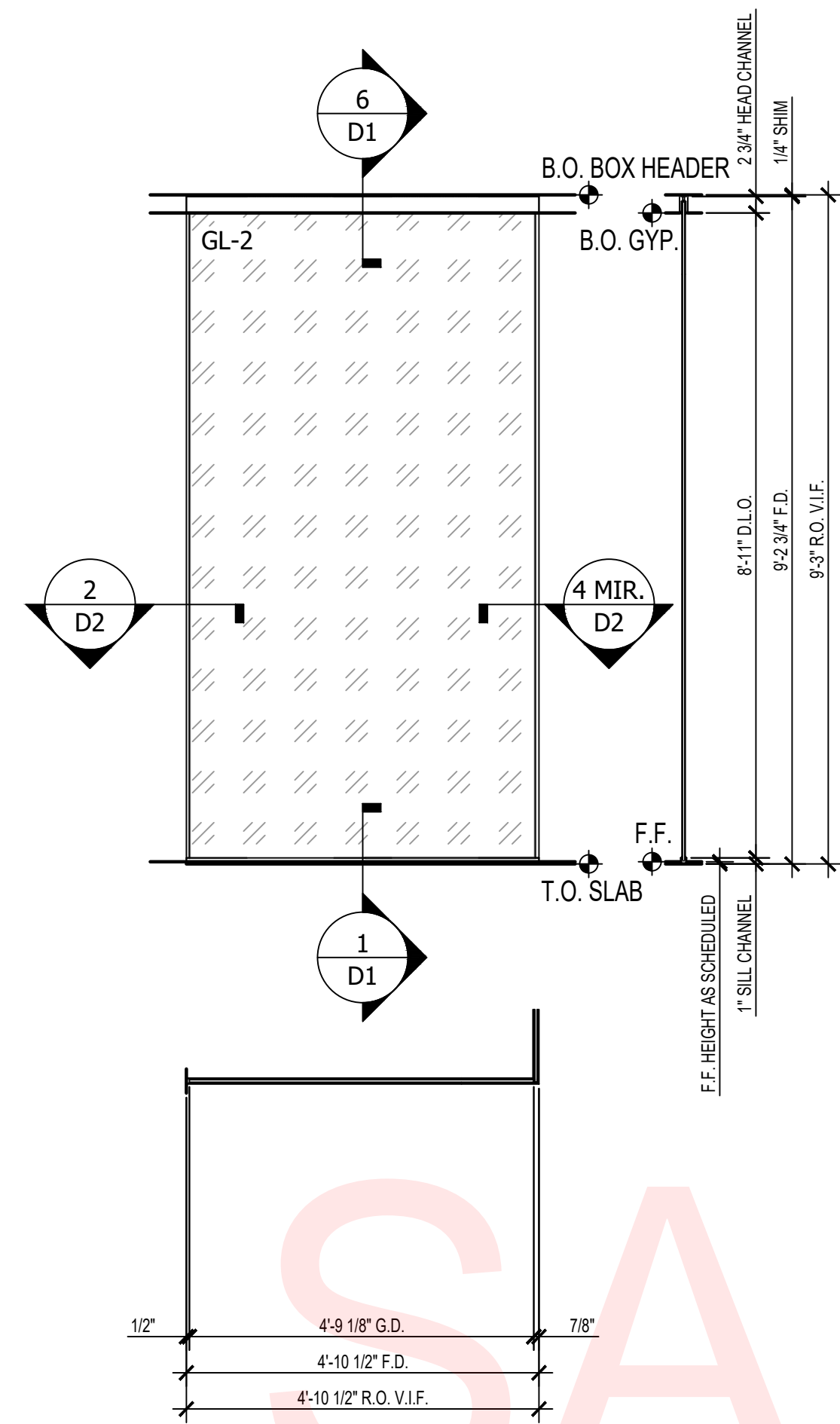
SADDLEBACK COLLEGE SCIENCE & MATH BLDG  
INTERIOR GLAZING  
28000 MARGUERITE PKWY  
MISSION VIEJO, CA 92692

REVISION:

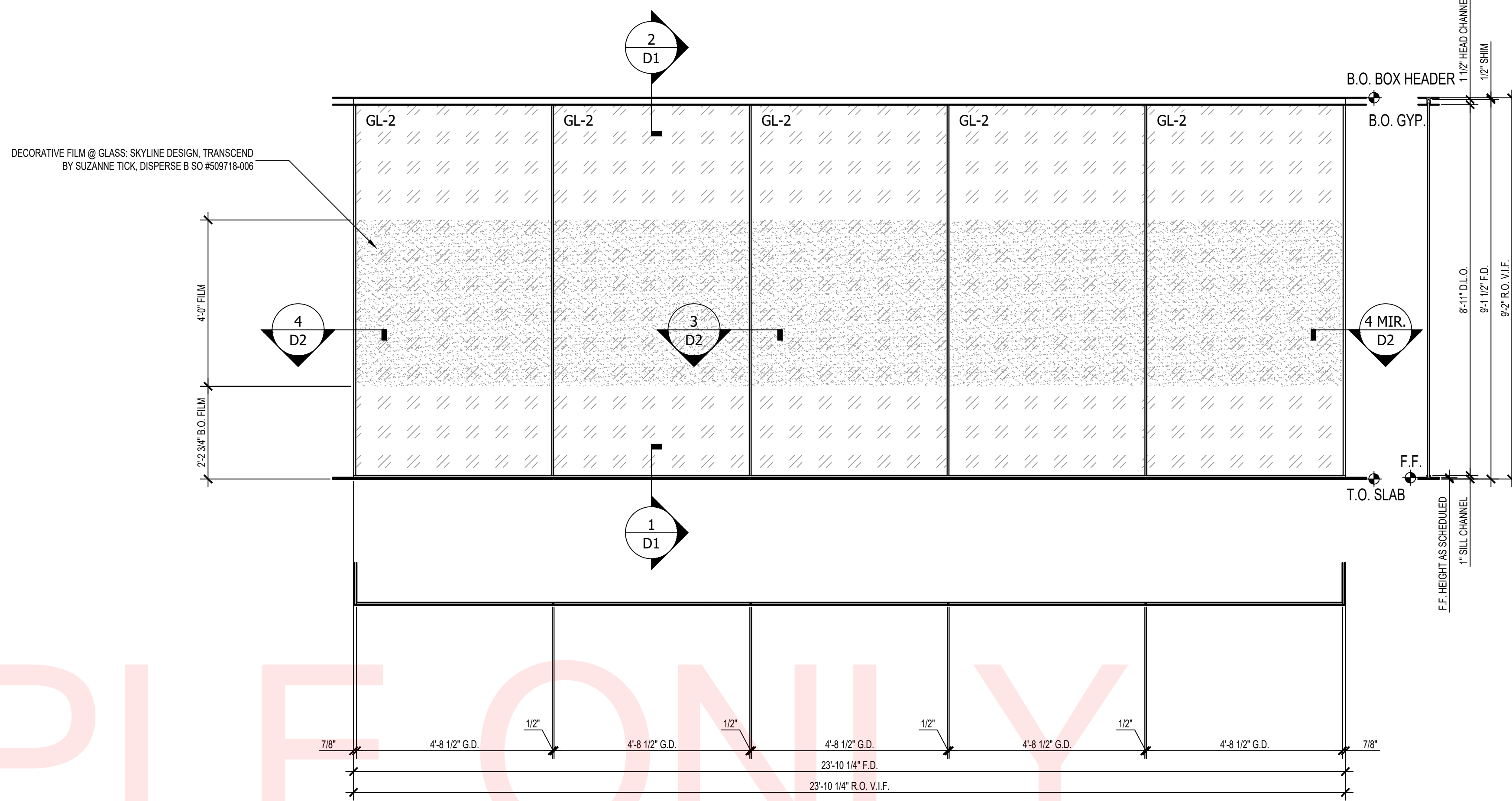
- 1.
- 2.
- 3.
- 4.
- 5.

PROJECT NR: SAMPLE  
DATE: 10-05-2024  
DRAWN BY: AS  
CHECKED BY: CG  
SCALE: AS NOTED  
SHEET NUMBER:

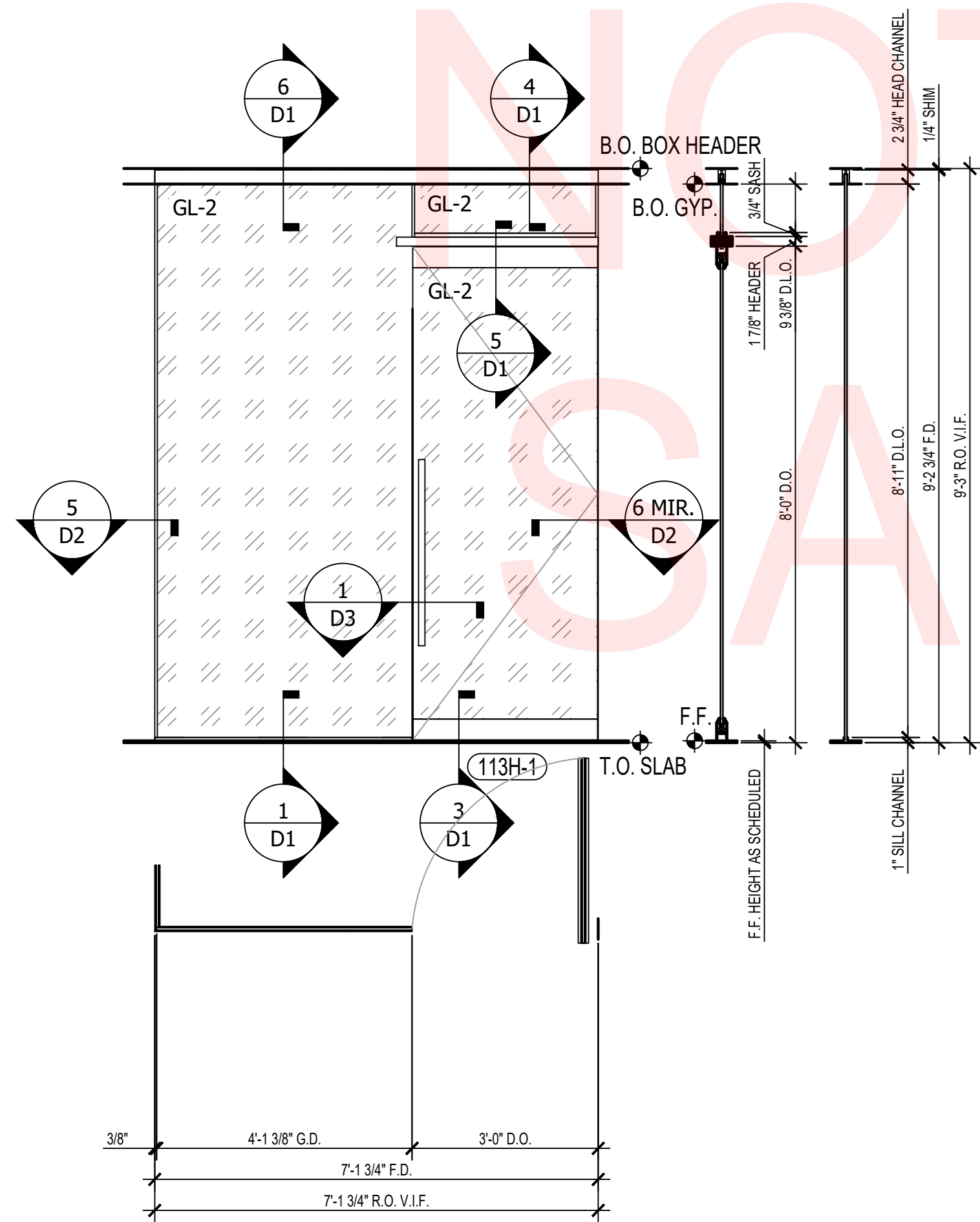
**WS1**



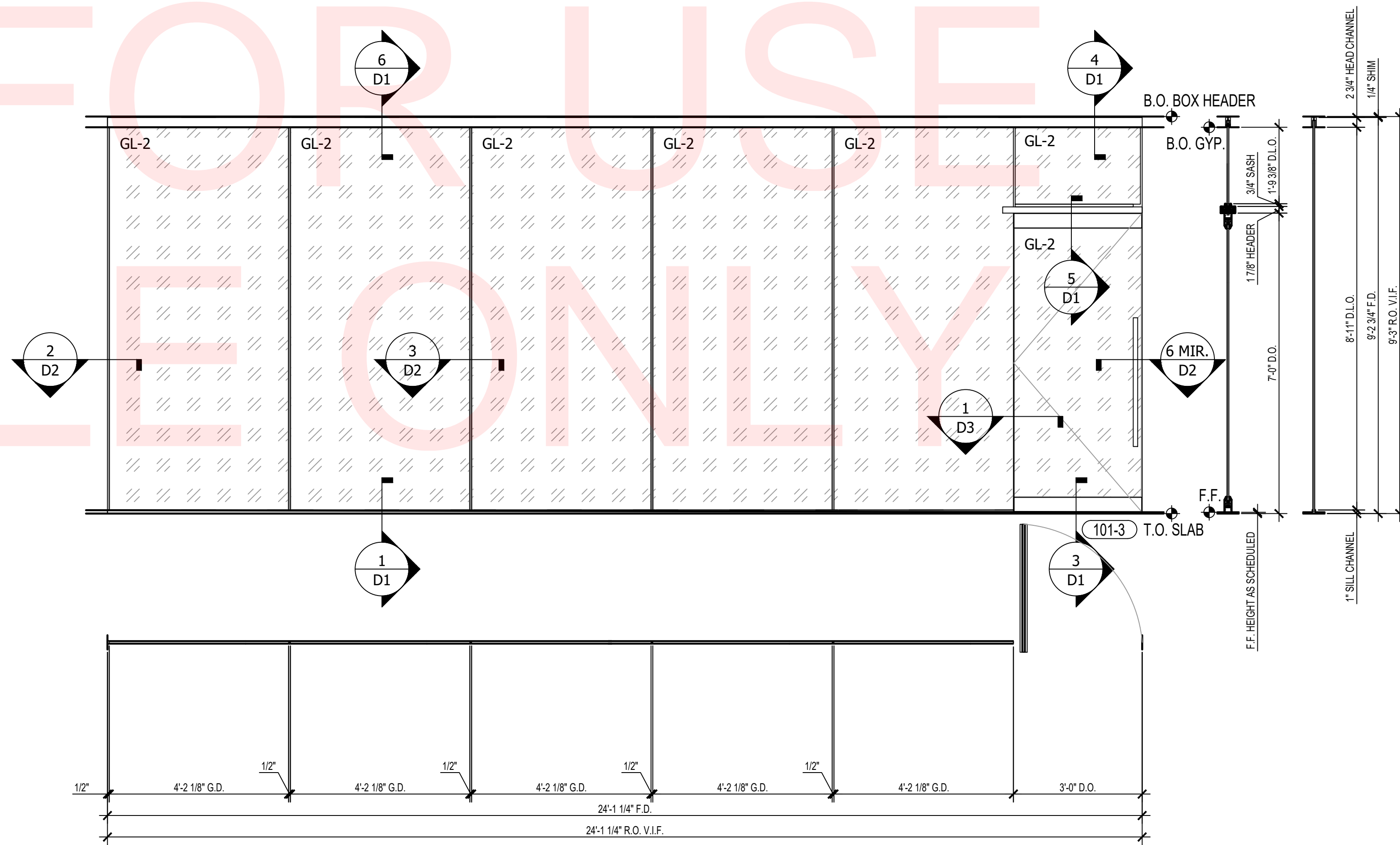
INTERIOR ALL-GLASS STOREFRONT @ 113H WEST  
ARCH. REF: 4/A623 SCALE: 1/2" = 1'-0" **4**



INTERIOR ALL-GLASS STOREFRONT @ 114 SOUTH  
ARCH. REF: 2/A620 SCALE: 1/2" = 1'-0" **2**



INTERIOR ALL-GLASS STOREFRONT @ 113H SOUTH  
ARCH. REF: 1/A623 SCALE: 1/2" = 1'-0" **3**



INTERIOR ALL-GLASS STOREFRONT @ 101 EAST  
ARCH. REF: 6/A622 SCALE: 1/2" = 1'-0" **1**

YOUR  
LOGO  
HERE

YOUR ADDRESS  
CITY, ST 12345  
PHONE: (123) 456-7890  
www.yourwebsite.com

STAMPS

SADDLEBACK COLLEGE SCIENCE & MATH BLDG  
INTERIOR GLAZING  
28000 MARGUERITE PKWY  
MISSION VIEJO, CA 92692

REVISION:

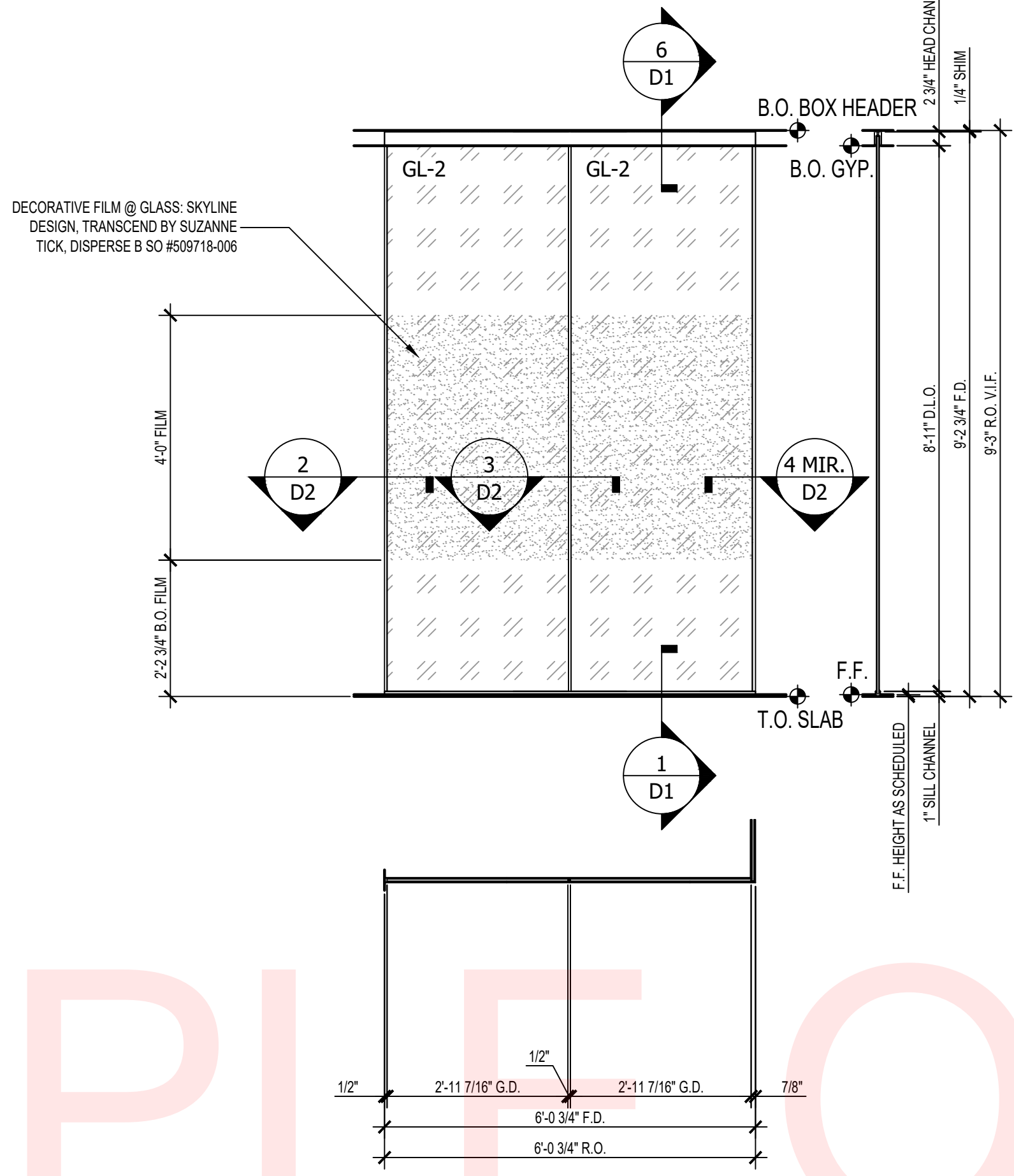
- 1.
- 2.
- 3.
- 4.
- 5.

PROJECT NR: SAMPLE  
DATE: 10-05-2024  
DRAWN BY: AS  
CHECKED BY: CG  
SCALE: AS NOTED  
SHEET NUMBER:

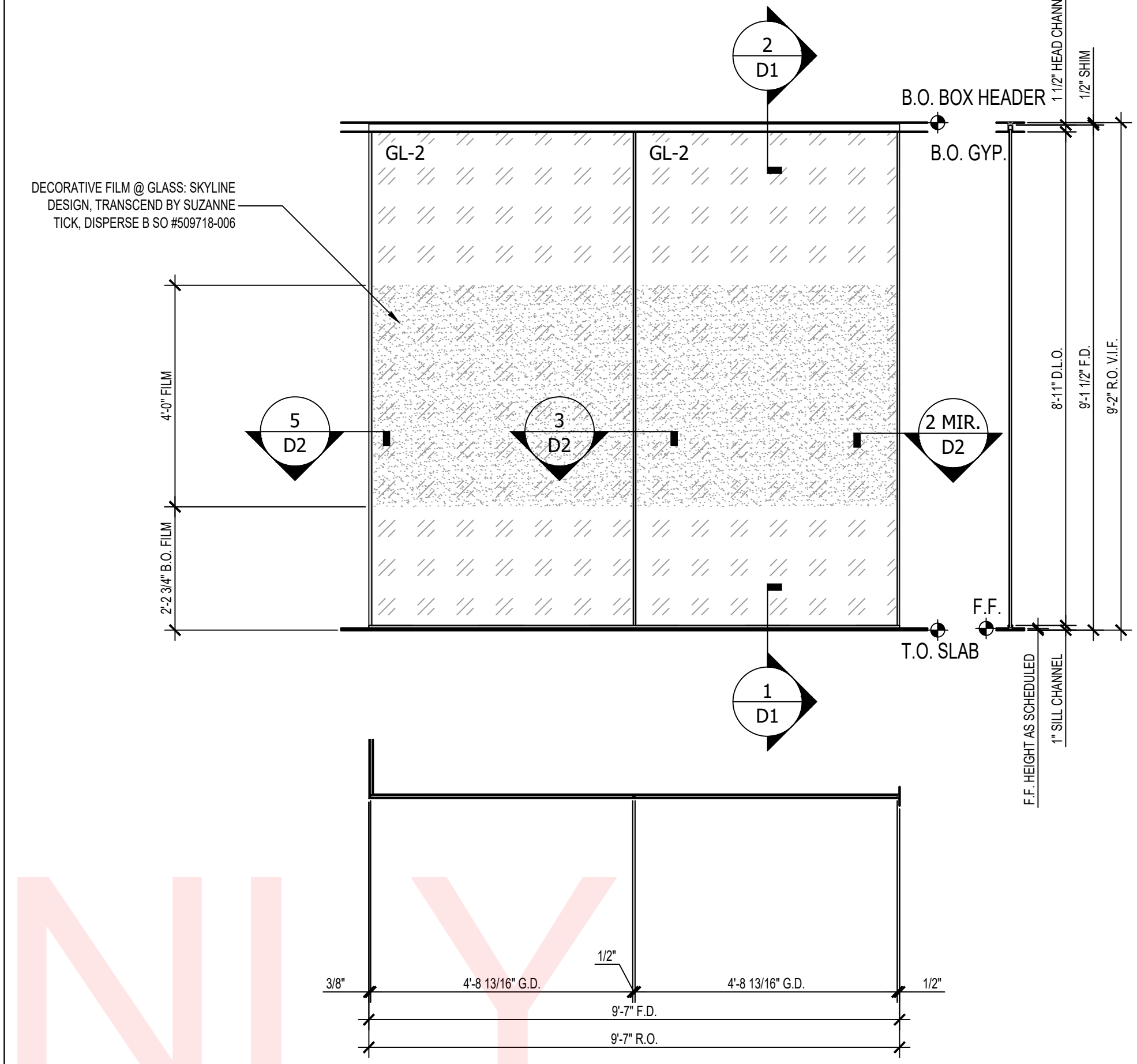
**WS2**



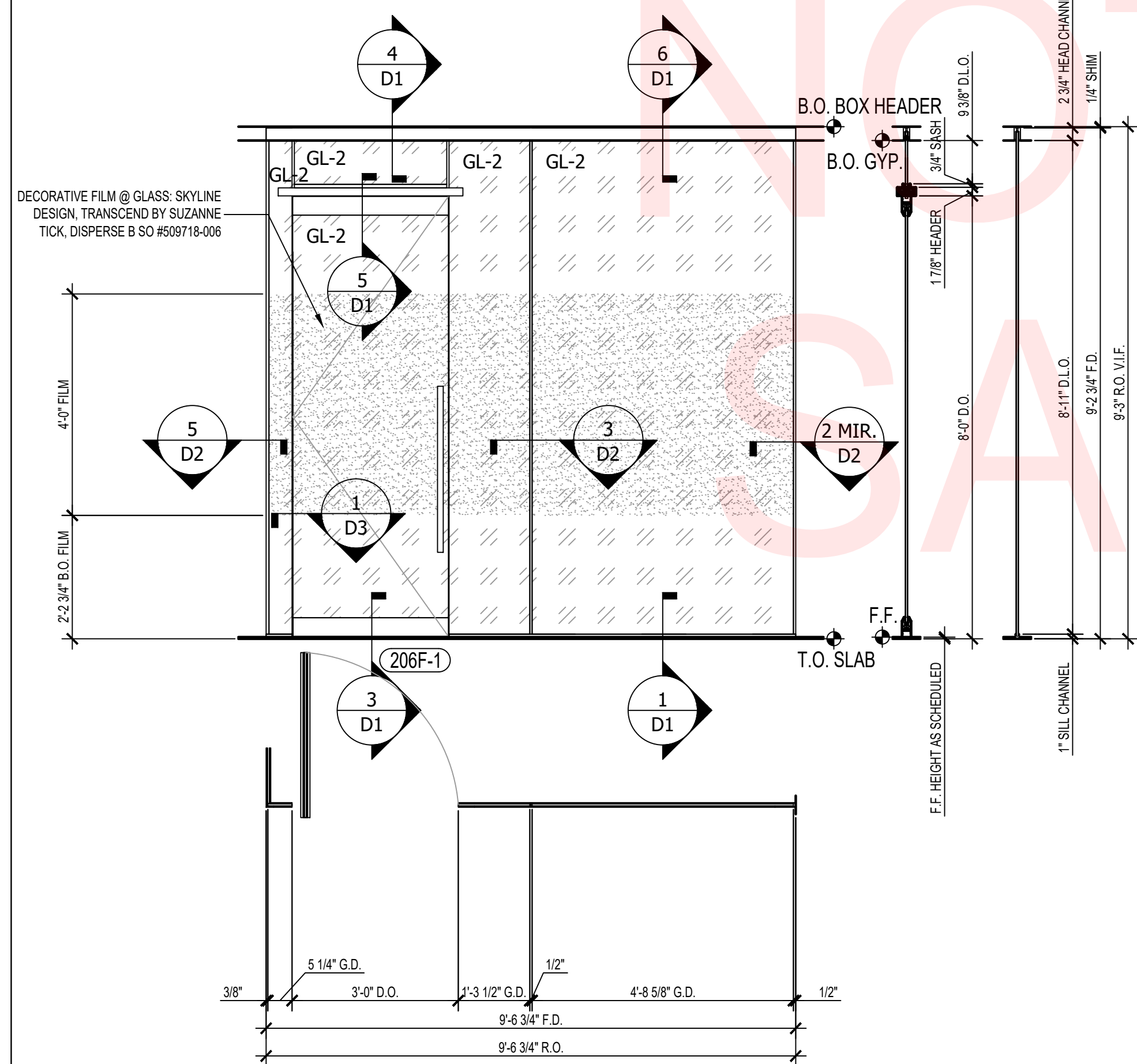
INTERIOR ALL-GLASS STOREFRONT @ 212J SOUTH  
ARCH. REF: 4/A625 SCALE: 1/2" = 1'-0" **6**



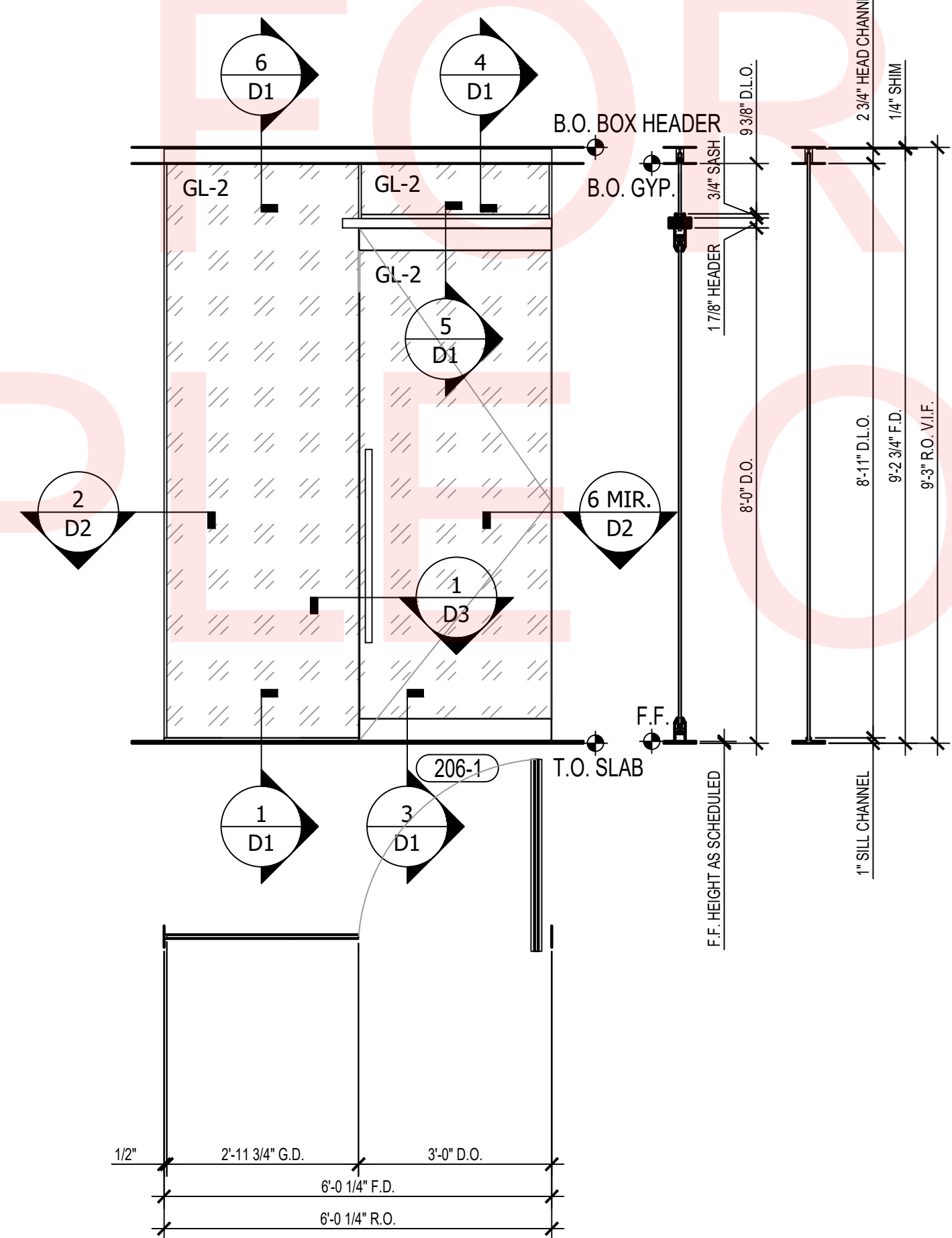
INTERIOR ALL-GLASS STOREFRONT @ 206F NORTH  
ARCH. REF: 14/A626 SCALE: 1/2" = 1'-0" **4**



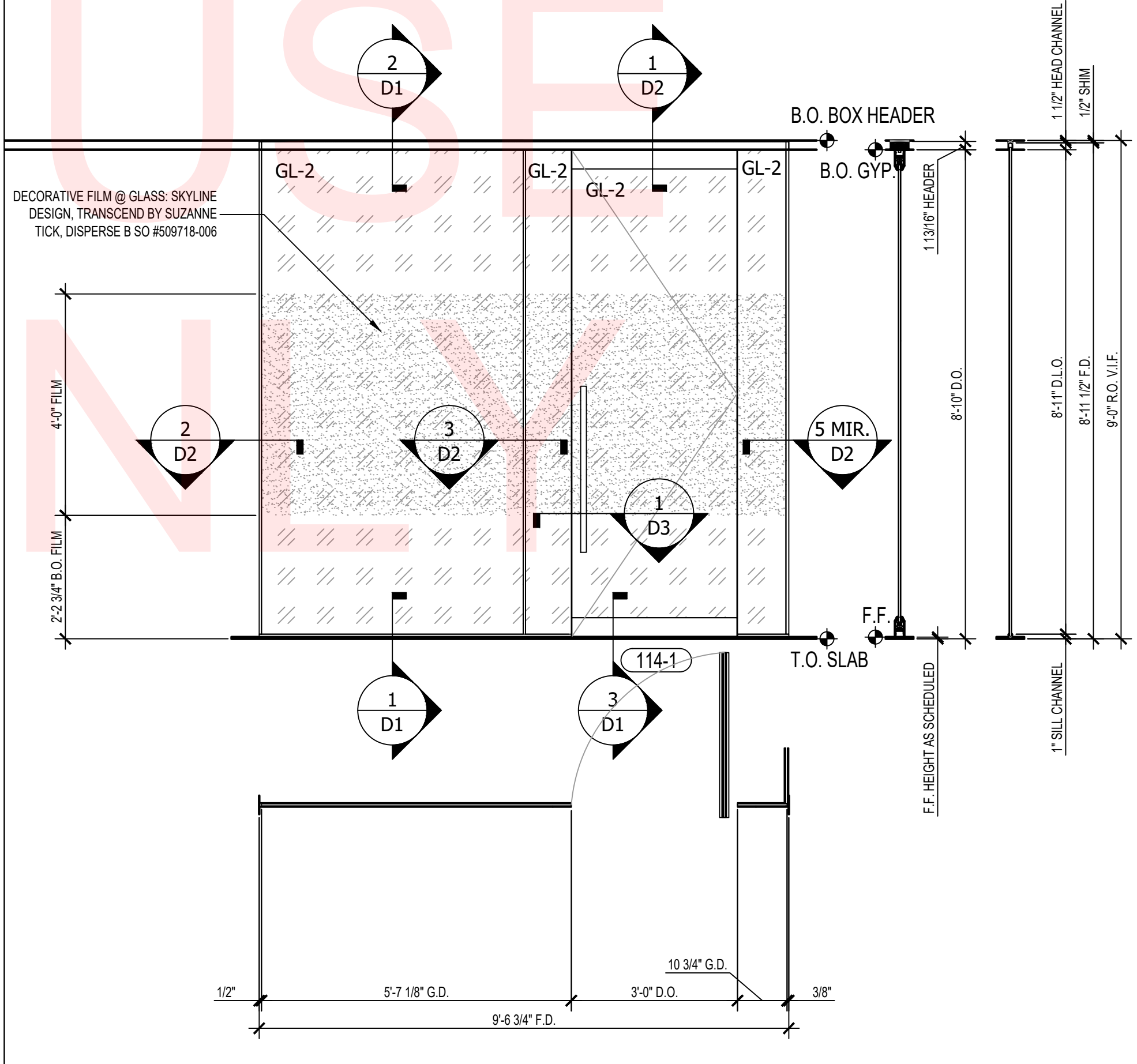
INTERIOR ALL-GLASS STOREFRONT @ 114 EAST  
ARCH. REF: 9/A624 SCALE: 1/2" = 1'-0" **2**



INTERIOR ALL-GLASS STOREFRONT @ 206F WEST  
ARCH. REF: 17/A626 SCALE: 1/2" = 1'-0" **5**



INTERIOR ALL-GLASS STOREFRONT @ 206 SOUTH  
ARCH. REF: 3/A625 SCALE: 1/2" = 1'-0" **3**



INTERIOR ALL-GLASS STOREFRONT @ 114 WEST  
ARCH. REF: 11/A624 SCALE: 1/2" = 1'-0" **1**

**YOUR  
LOGO  
HERE**

YOUR ADDRESS  
CITY, ST 12345  
PHONE: (123) 456-7890  
www.yourwebsite.com

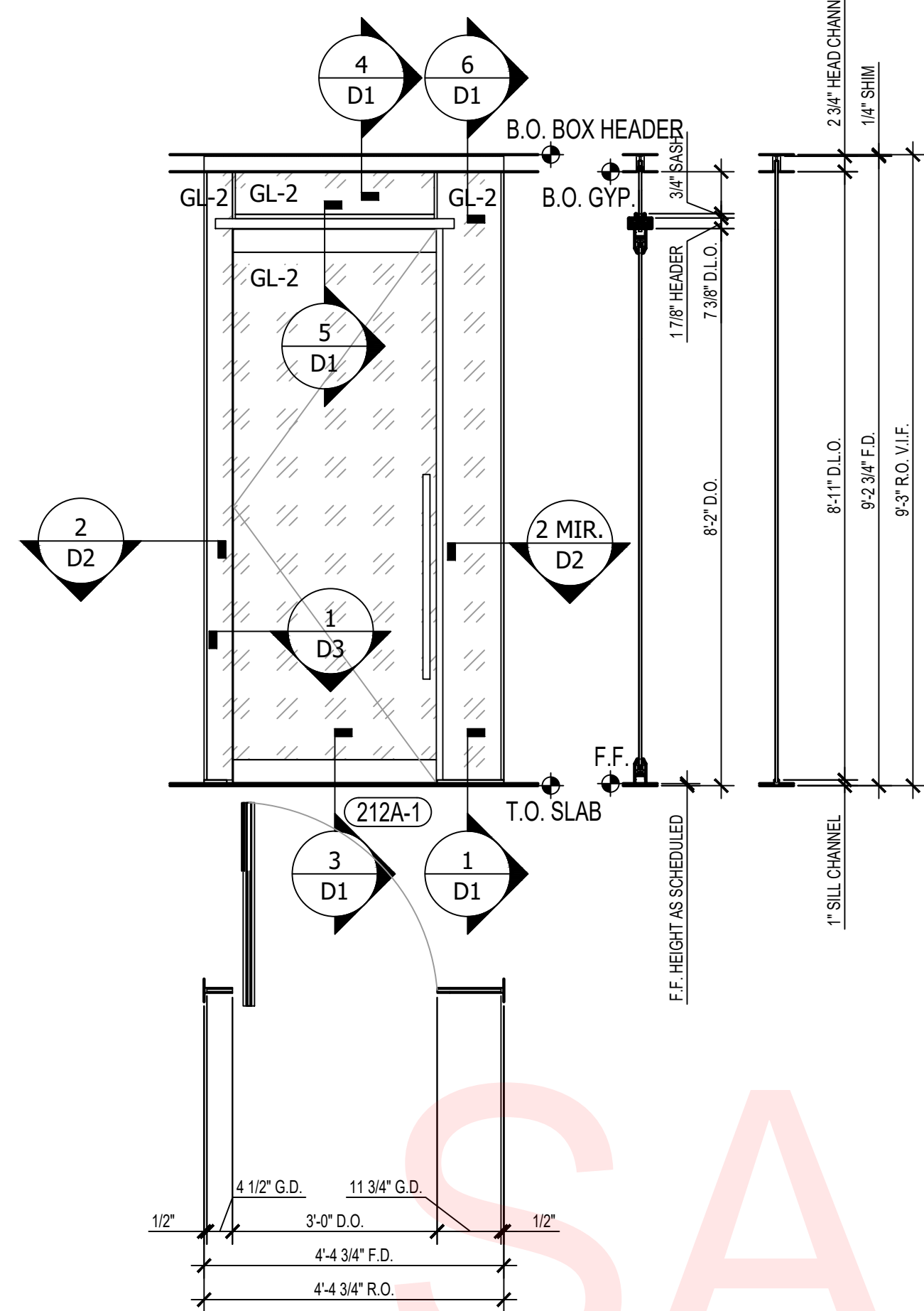
STAMPS

SADDLEBACK COLLEGE SCIENCE & MATH BLDG  
INTERIOR GLAZING  
28000 MARGUERITE PKWY  
MISSION VIEJO, CA 92692

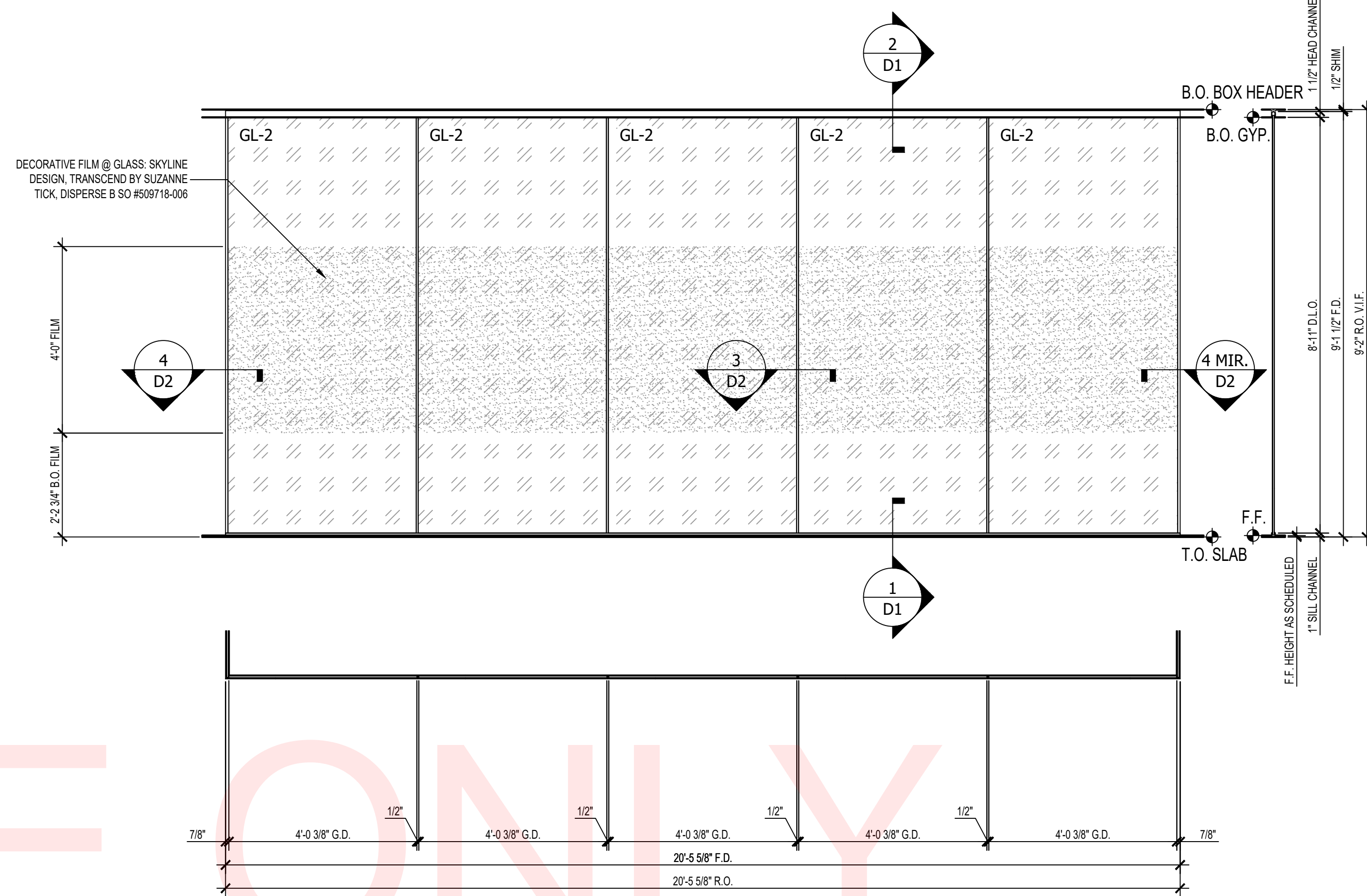
- REVISION:
- 1.
  - 2.
  - 3.
  - 4.
  - 5.

PROJECT NR: SAMPLE  
DATE: 10-05-2024  
DRAWN BY: AS  
CHECKED BY: CG  
SCALE: AS NOTED  
SHEET NUMBER:

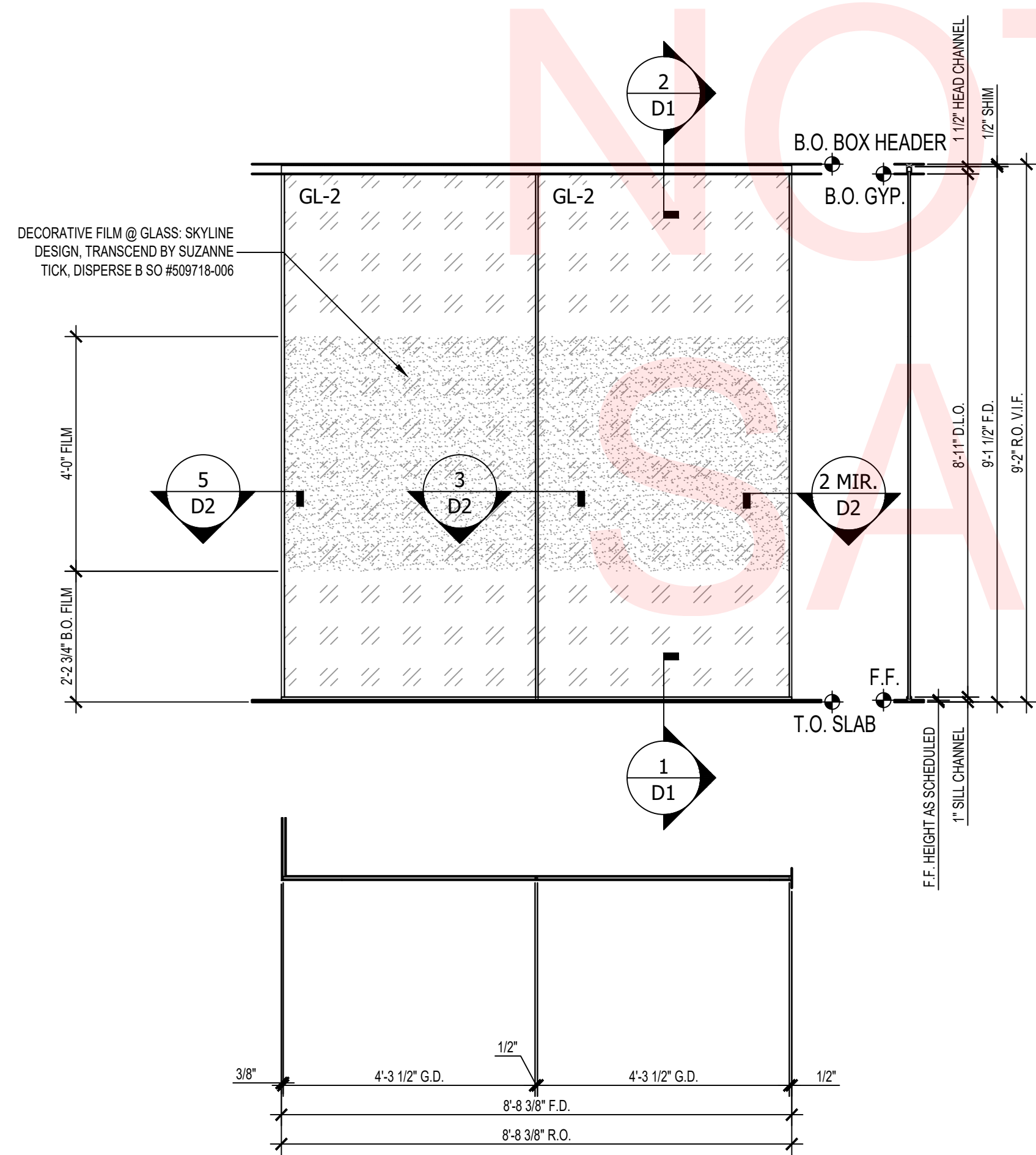
**WS3**



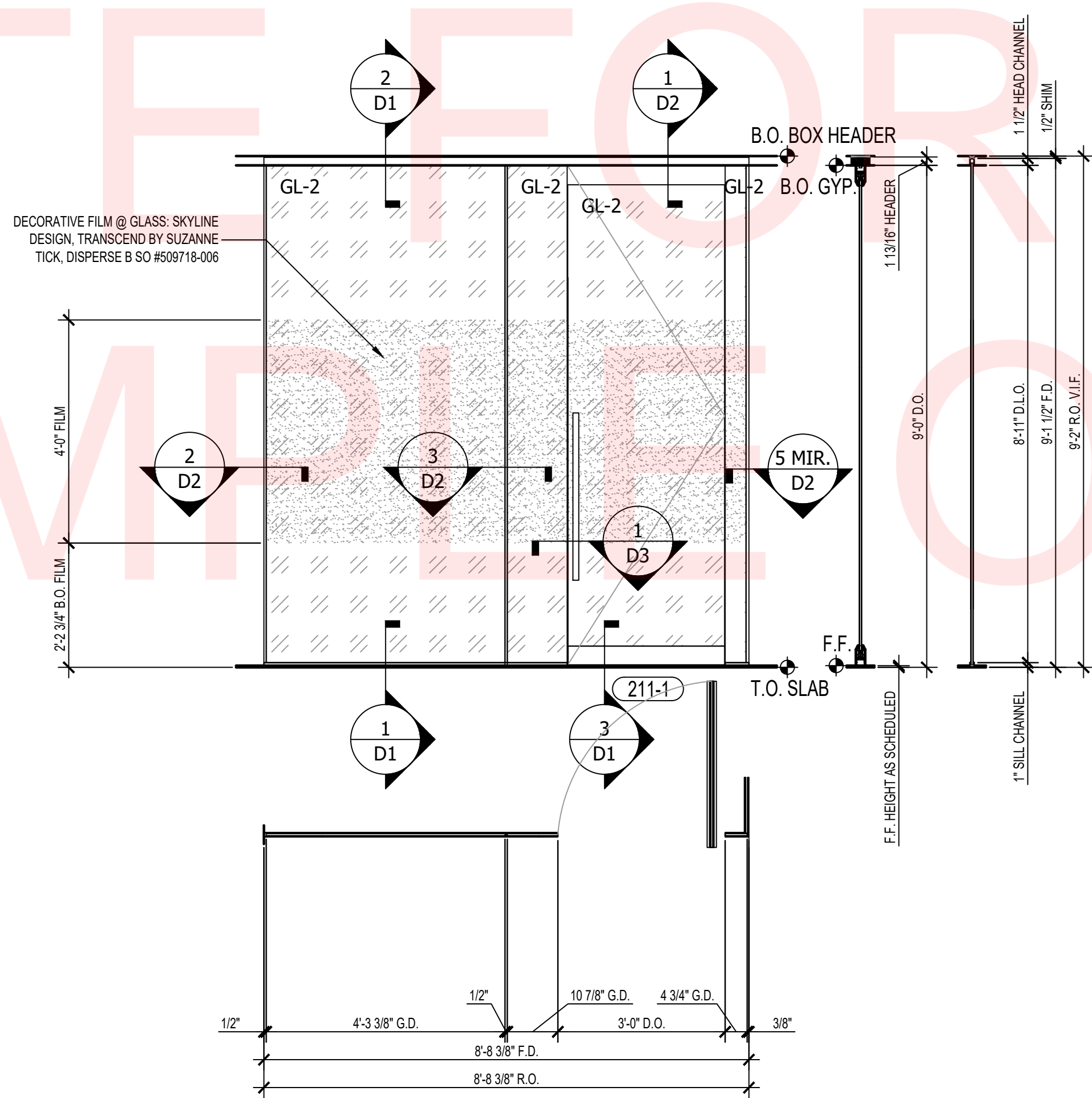
INTERIOR ALL-GLASS STOREFRONT @ 212A EAST  
ARCH. REF: 3/A628 SCALE: 1/2" = 1'-0" **5**



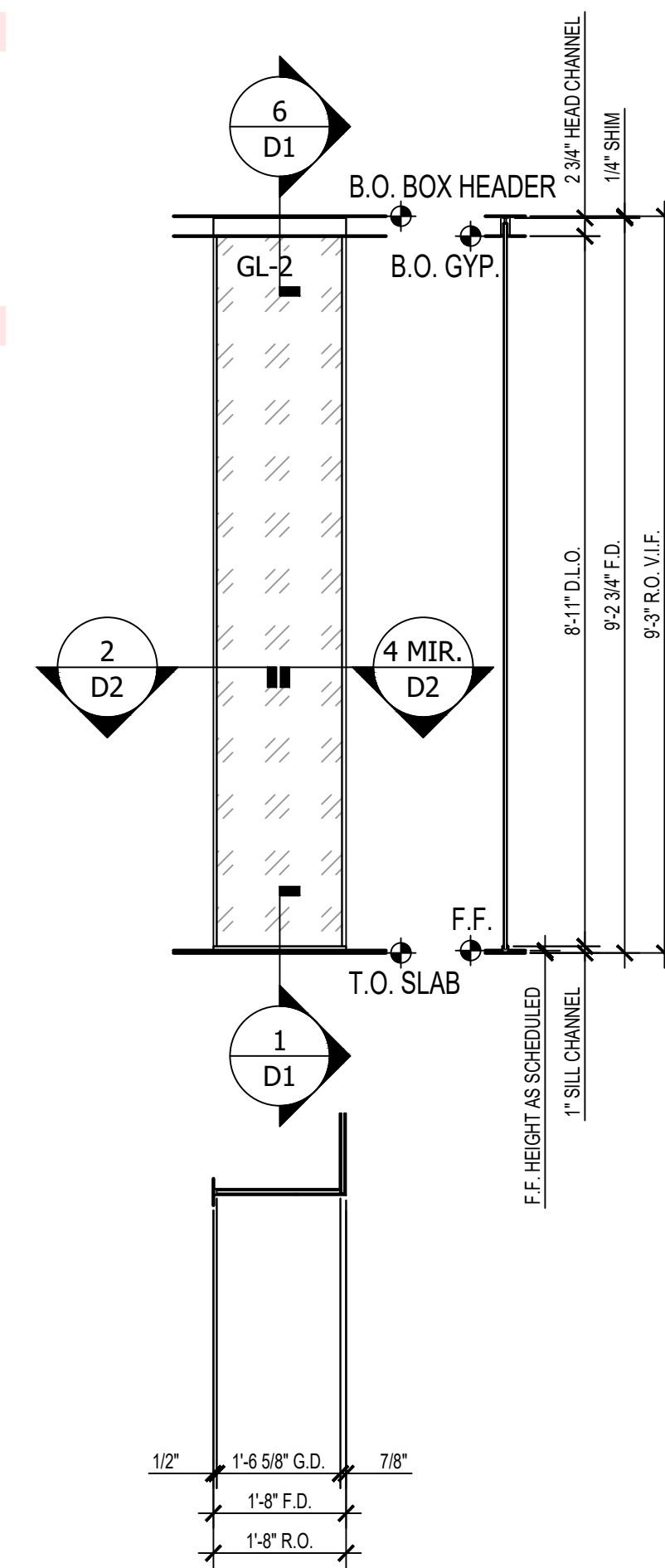
INTERIOR ALL-GLASS STOREFRONT @ 211 SOUTH  
ARCH. REF: 13/A628 SCALE: 1/2" = 1'-0" **2**



INTERIOR ALL-GLASS STOREFRONT @ 211 EAST  
ARCH. REF: 12/A628 SCALE: 1/2" = 1'-0" **4**



INTERIOR ALL-GLASS STOREFRONT @ 211 WEST  
ARCH. REF: 14/A628 SCALE: 1/2" = 1'-0" **3**



INTERIOR ALL-GLASS STOREFRONT @ 212J WEST  
ARCH. REF: 9/A627 SCALE: 1/2" = 1'-0" **1**

YOUR  
LOGO  
HERE

YOUR ADDRESS  
CITY, ST 12345  
PHONE: (123) 456-7890  
www.yourwebsite.com

STAMPS

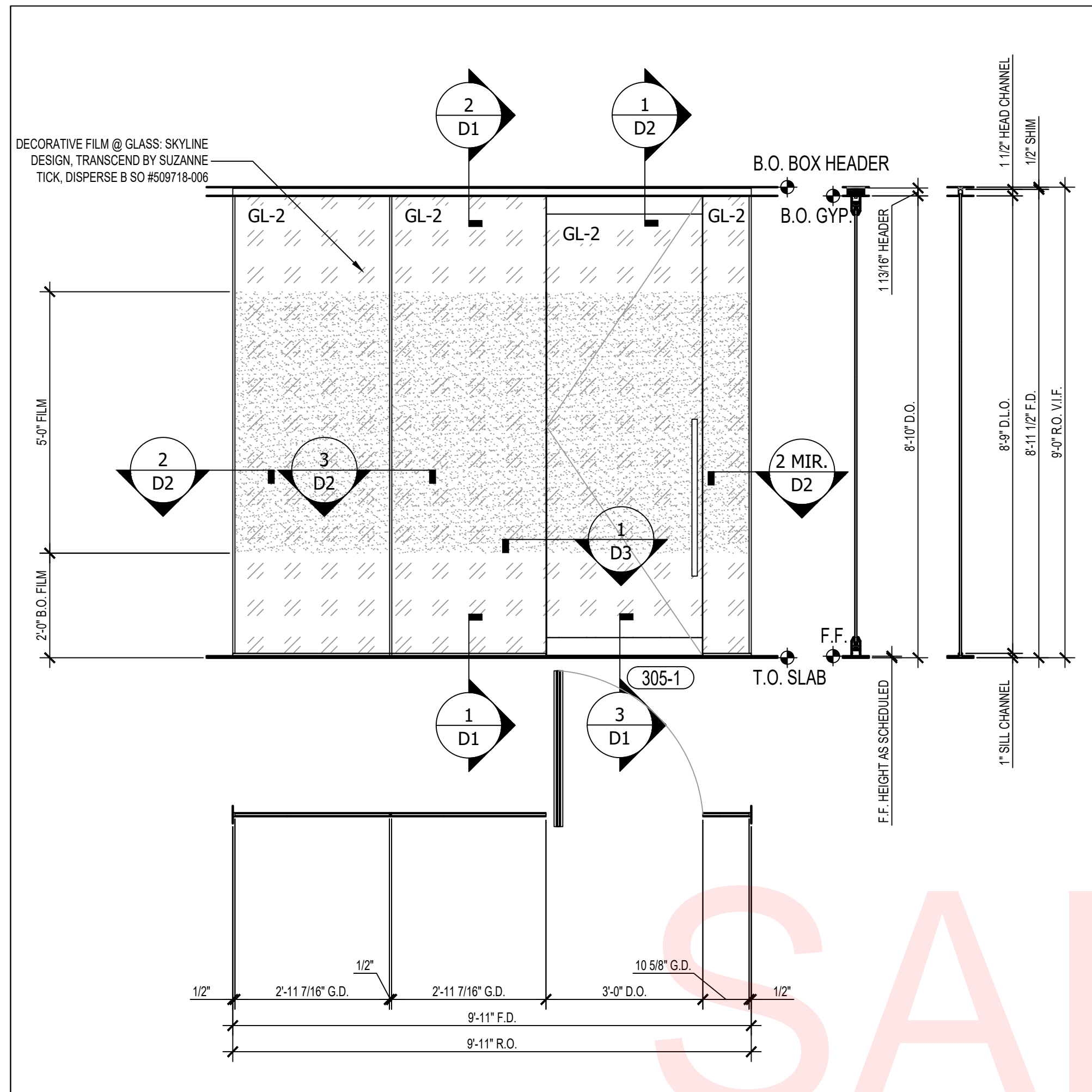
SADDLEBACK COLLEGE SCIENCE & MATH BLDG  
INTERIOR GLAZING  
28000 MARGUERITE PKWY  
MISSION VIEJO, CA 92692

REVISION:

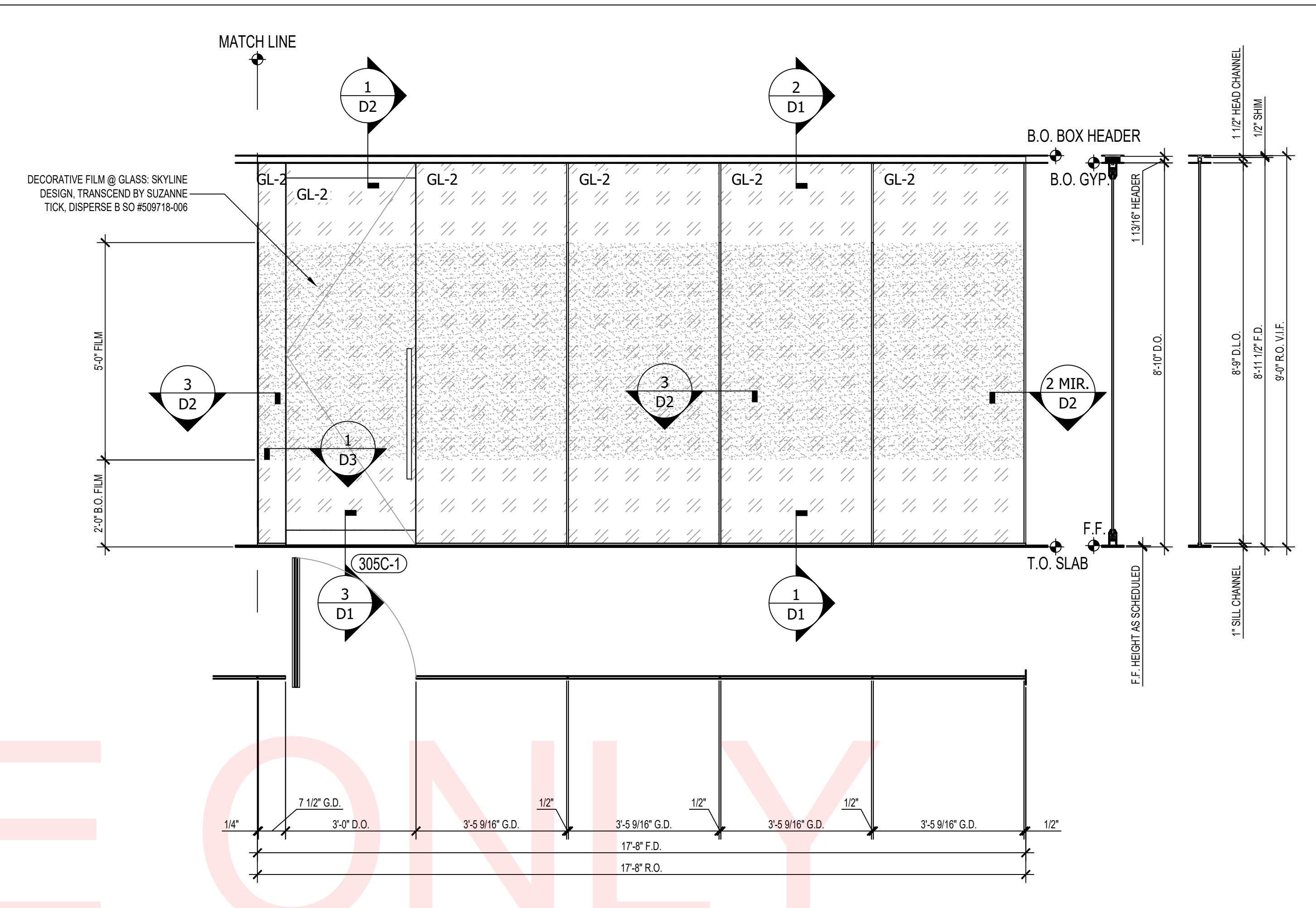
- 1.
- 2.
- 3.
- 4.
- 5.

PROJECT NR: SAMPLE  
DATE: 10-05-2024  
DRAWN BY: AS  
CHECKED BY: CG  
SCALE: AS NOTED  
SHEET NUMBER:

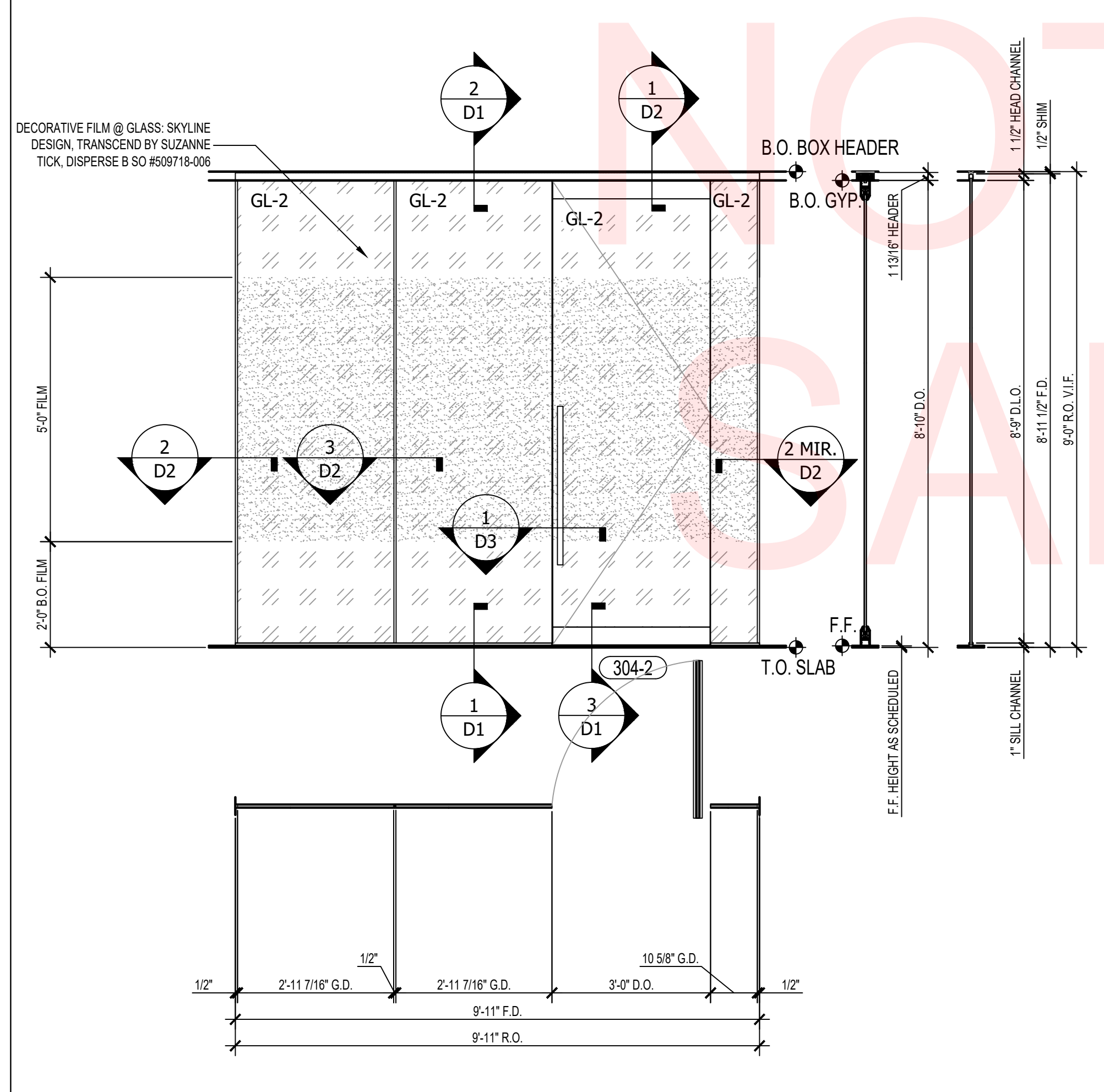
**WS4**



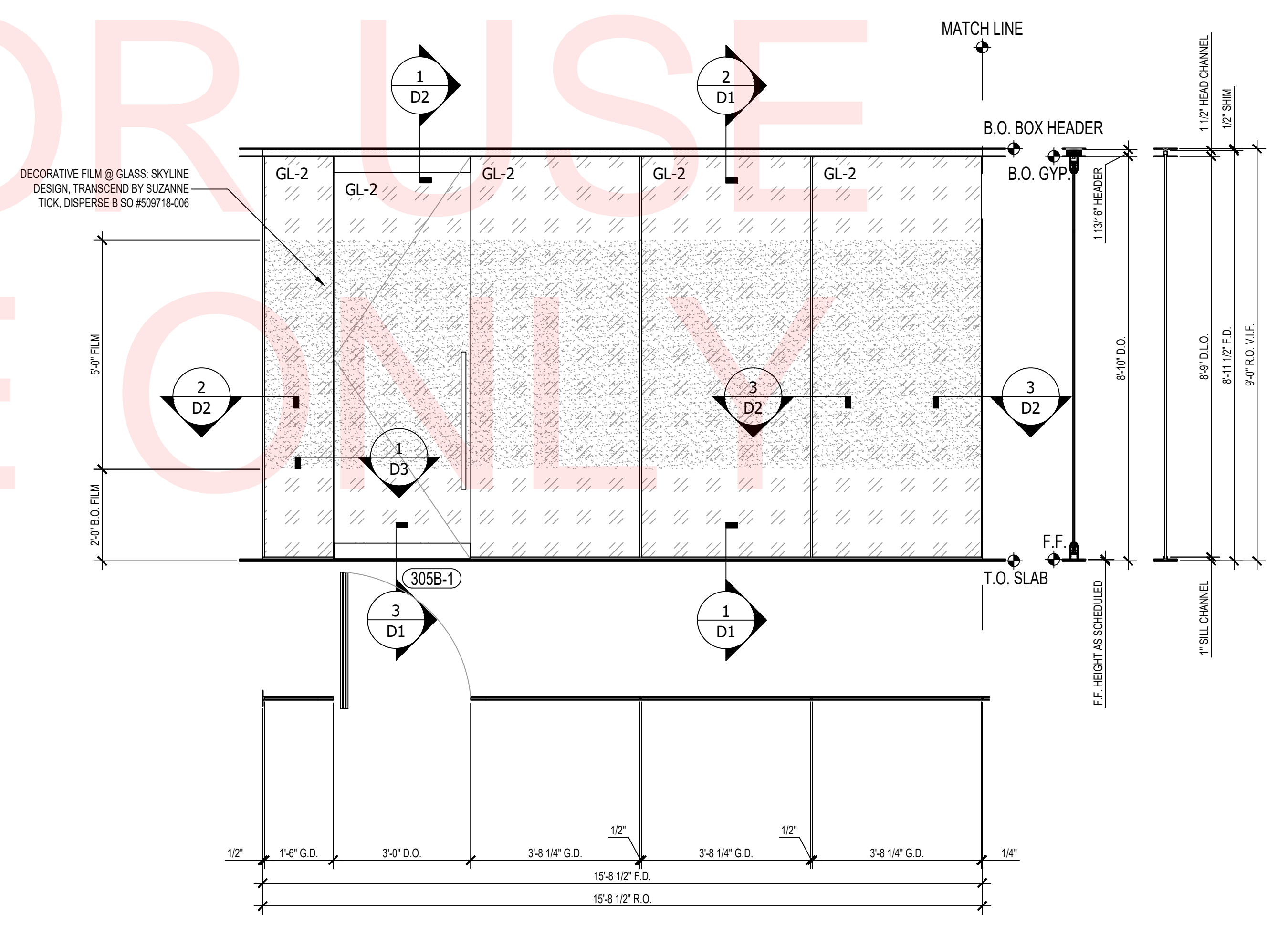
INTERIOR ALL-GLASS STOREFRONT @ 305 SOUTH  
ARCH. REF: 3/A635 SCALE: 1/2" = 1'-0" **4**



INTERIOR ALL-GLASS STOREFRONT @ 305C WEST  
ARCH. REF: 2/A635 SCALE: 1/2" = 1'-0" **2**



INTERIOR ALL-GLASS STOREFRONT @ 304 SOUTH  
ARCH. REF: 1/A635 SCALE: 1/2" = 1'-0" **3**



INTERIOR ALL-GLASS STOREFRONT @ 305B WEST  
ARCH. REF: 2/A635 SCALE: 1/2" = 1'-0" **1**

**YOUR  
LOGO  
HERE**

YOUR ADDRESS  
CITY, ST 12345  
PHONE: (123) 456-7890  
www.yourwebsite.com

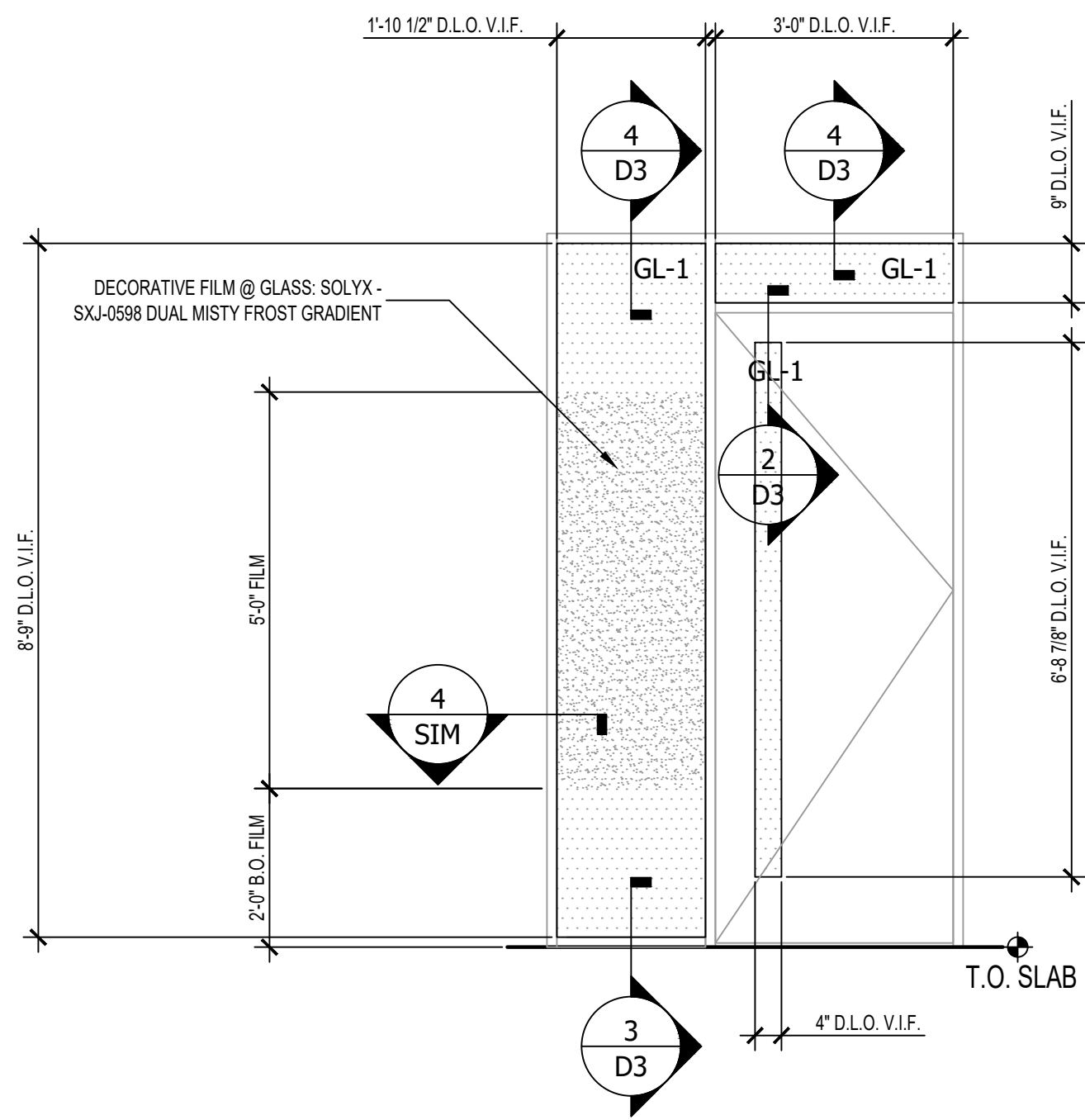
STAMPS

SADDLEBACK COLLEGE SCIENCE & MATH BLDG  
INTERIOR GLAZING  
28000 MARGUERITE PKWY  
MISSION VIEJO, CA 92692

REVISION:  
1.  
2.  
3.  
4.  
5.

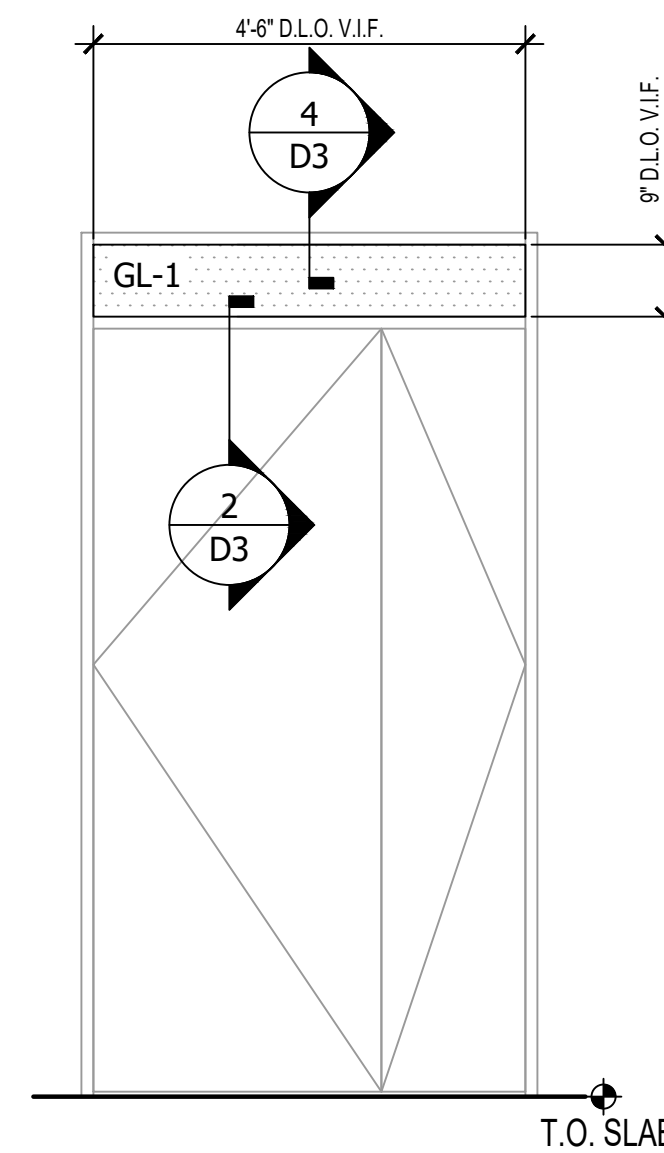
PROJECT NR: SAMPLE  
DATE: 10-05-2024  
DRAWN BY: AS  
CHECKED BY: CG  
SCALE: AS NOTED  
SHEET NUMBER:

**WS5**



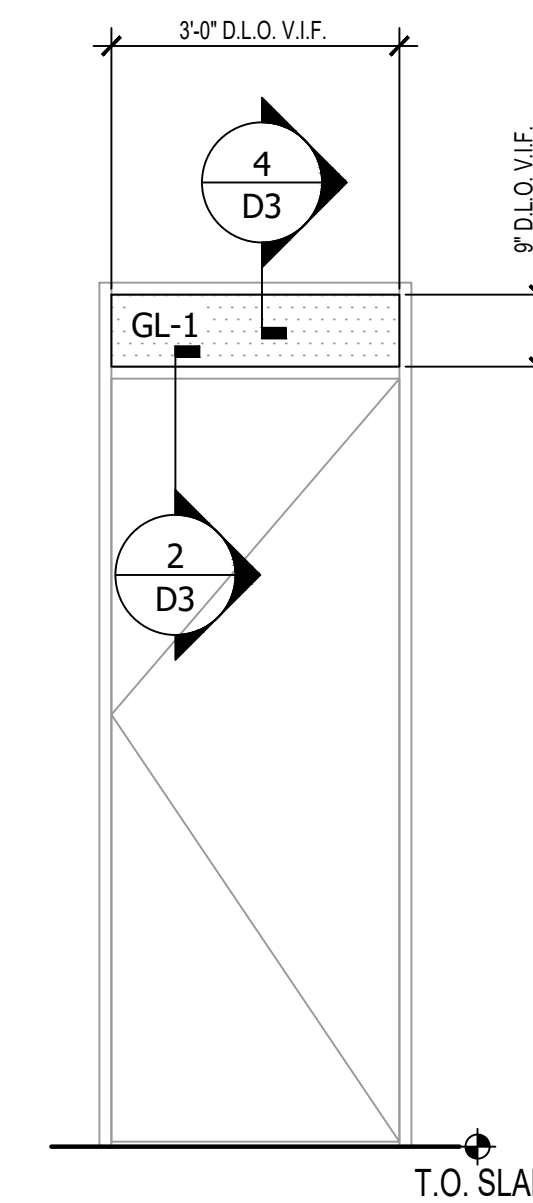
113A-1

3080 NARROW VISION LITE WOOD DOOR TYPE NV W/ AL-FRAME TRANSOM LITE AND SIDELITE W/ WINDOW FILM  
ARCH. REF: 8/A623 SCALE: 1/2" = 1'-0" **6**



107-1

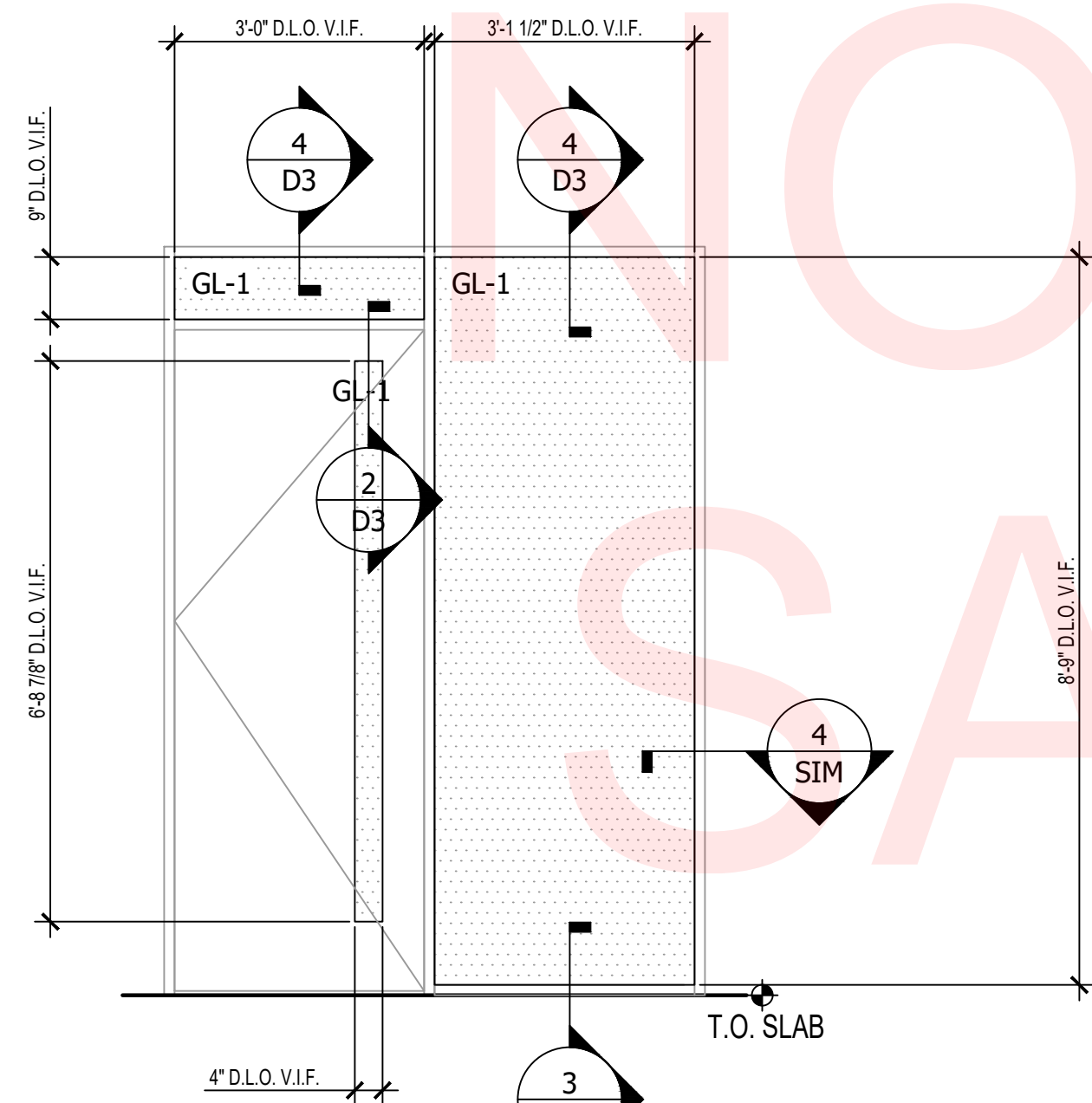
4'-6" X 8'-0" UNEQUAL PAIR FLUSH WOOD DOOR TYPE F W/ AL-FRAME TRANSOM LITE  
ARCH. REF: 16/A621 SCALE: 1/2" = 1'-0" **4**



OPPOSITE HAND

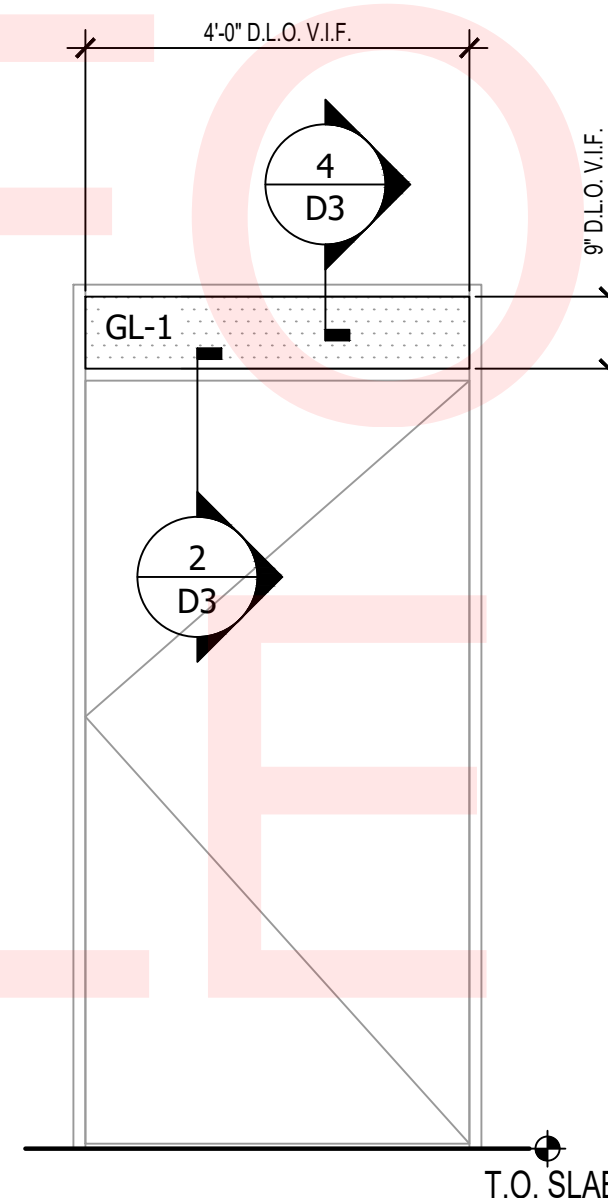
- |       |       |       |       |       |      |
|-------|-------|-------|-------|-------|------|
| M3-1  | M2-1  | 104-1 | W1-1  | W2-1  | W3-1 |
| 210-1 | 112-1 | AG1-1 | 209-1 | AG3-1 |      |
| M1-1  | 116-2 | 303-1 |       |       |      |

3080 FLUSH WOOD DOOR TYPE F W/ AL-FRAME TRANSOM LITE  
ARCH. REF: 1/A620 SCALE: 1/2" = 1'-0" **2**



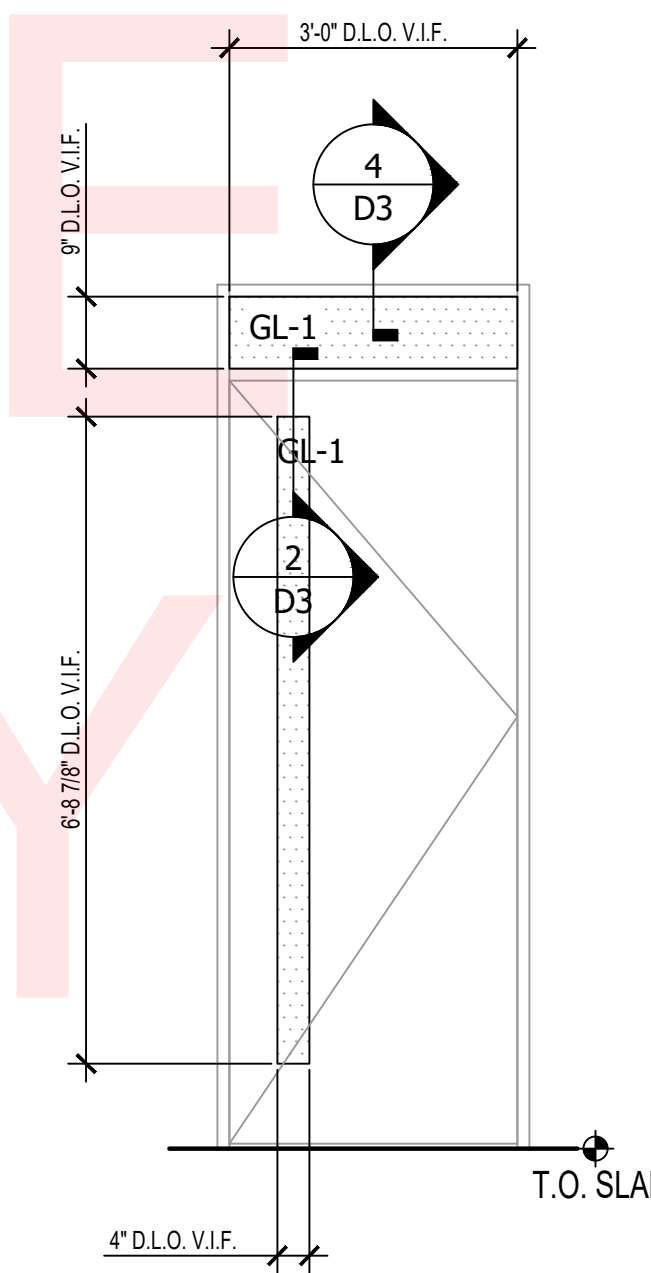
- OPPOSITE HAND
- |       |       |       |       |       |
|-------|-------|-------|-------|-------|
| 203-2 | 102-2 | 115-1 | 201-1 | 308-2 |
| 110-1 |       |       | 202-1 |       |
|       |       |       | 204-2 |       |
|       |       |       | 213-1 |       |
|       |       |       | 214-1 |       |

3080 NARROW VISION LITE WOOD DOOR TYPE NV W/ AL-FRAME TRANSOM LITE AND SIDELITE  
ARCH. REF: 1/A620 SCALE: 1/2" = 1'-0" **5**



108-1

4080 FLUSH WOOD DOOR TYPE F W/ AL-FRAME TRANSOM LITE  
ARCH. REF: 1/A620 SCALE: 1/2" = 1'-0" **3**



OPPOSITE HAND

- |       |        |        |       |       |        |
|-------|--------|--------|-------|-------|--------|
| 306-1 | 203-1  | 101-1  | 101-2 | 201-2 | 305A-1 |
| 307-1 | 205-1  | 102-1  | 115-2 | 202-2 | 306-2  |
|       | 206E-1 | 103-1  |       | 204-1 | 307-2  |
|       | 212B-1 | 110-2  |       | 213-2 | 308-1  |
|       |        | 113H-2 |       | 214-2 |        |

3080 NARROW VISION LITE WOOD DOOR TYPE NV W/ AL-FRAME TRANSOM LITE  
ARCH. REF: 3/A620 SCALE: 1/2" = 1'-0" **1**

YOUR  
LOGO  
HERE

YOUR ADDRESS  
CITY, ST 12345  
PHONE: (123) 456-7890  
www.yourwebsite.com

STAMPS

SAMPLE ONLY

NOTE FOR USE

SAMPLE ONLY

SADDLEBACK COLLEGE SCIENCE & MATH BLDG  
INTERIOR GLAZING  
28000 MARGUERITE PKWY  
MISSION VIEJO, CA 92692

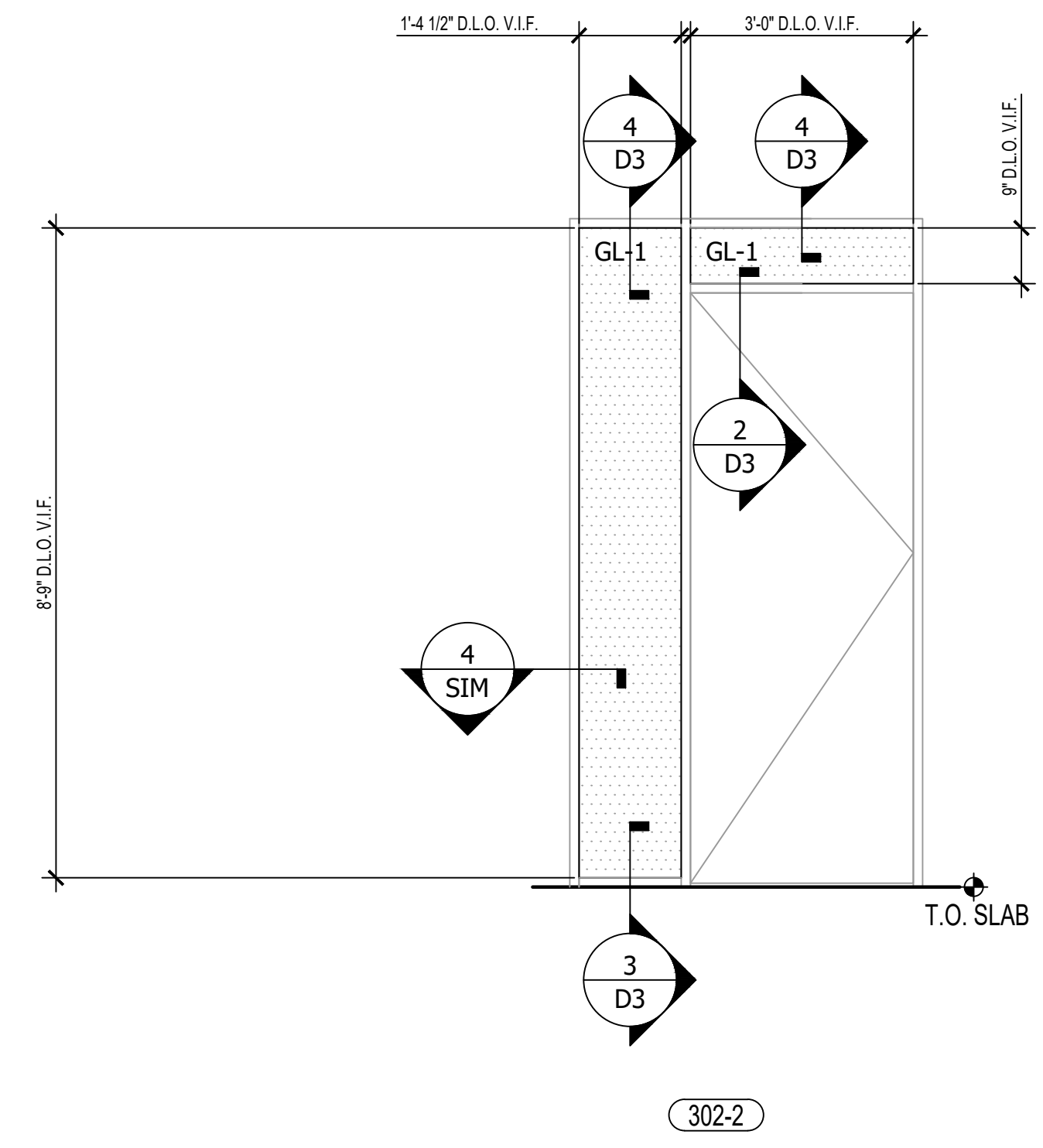
REVISION:

- 1.
- 2.
- 3.
- 4.
- 5.

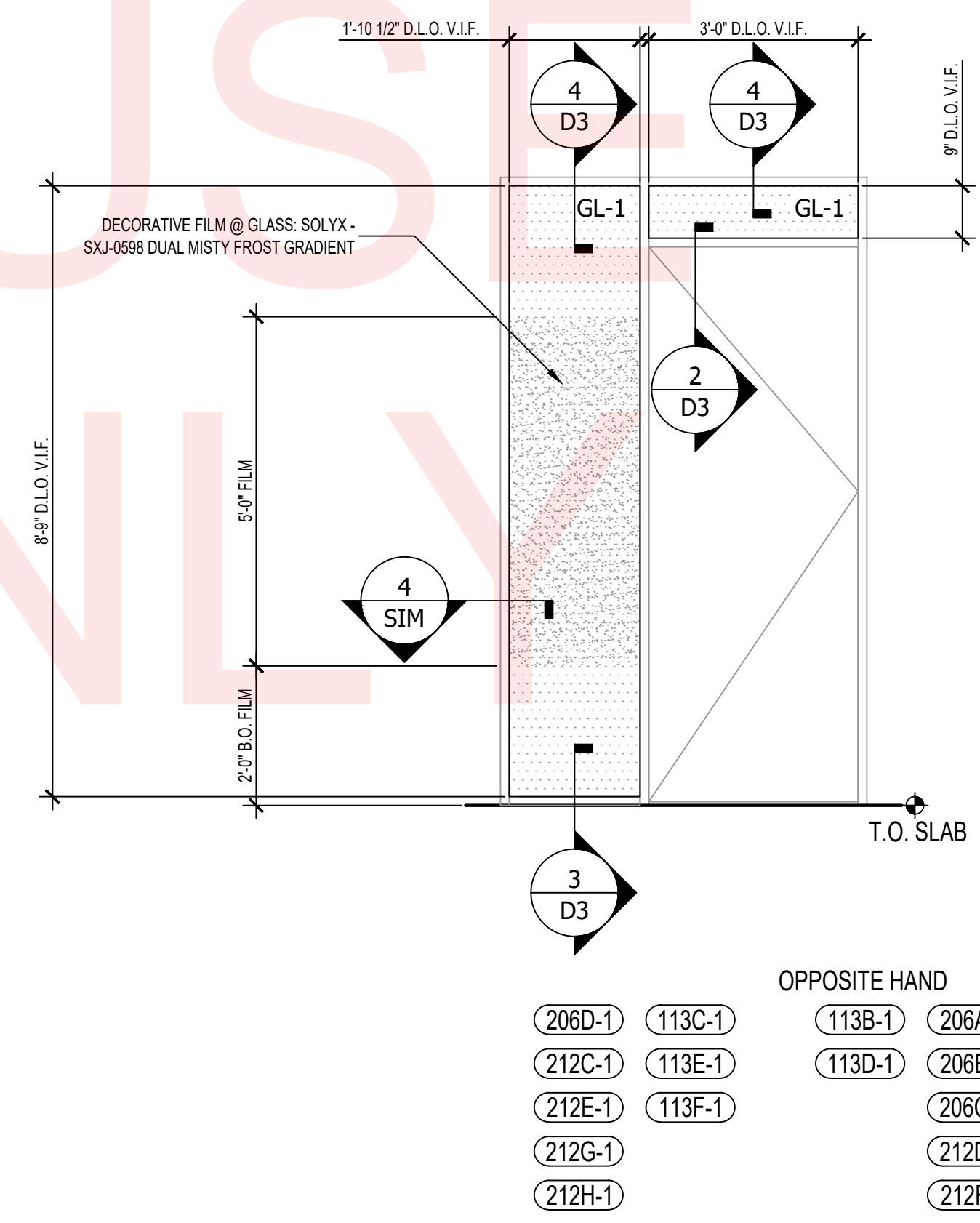
PROJECT NR: SAMPLE  
DATE: 10-05-2024  
DRAWN BY: AS  
CHECKED BY: CG  
SCALE: AS NOTED  
SHEET NUMBER:

BL1

SAMPLE ONLY  
 NOTE FOR USE  
 SAMPLE ONLY



3080 FLUSH WOOD DOOR TYPE F W/ AL-FRAME TRANSOM LITE AND SIDELITE  
 ARCH. REF: 1/A630 SCALE: 1/2" = 1'-0" **2**



3080 FLUSH WOOD DOOR TYPE F W/ AL-FRAME TRANSOM LITE AND SIDELITE W/ WINDOW FILM  
 ARCH. REF: 8/A623 SCALE: 1/2" = 1'-0" **1**

YOUR  
 LOGO  
 HERE

YOUR ADDRESS  
 CITY, ST 12345  
 PHONE: (123) 456-7890  
 www.yourwebsite.com

STAMPS

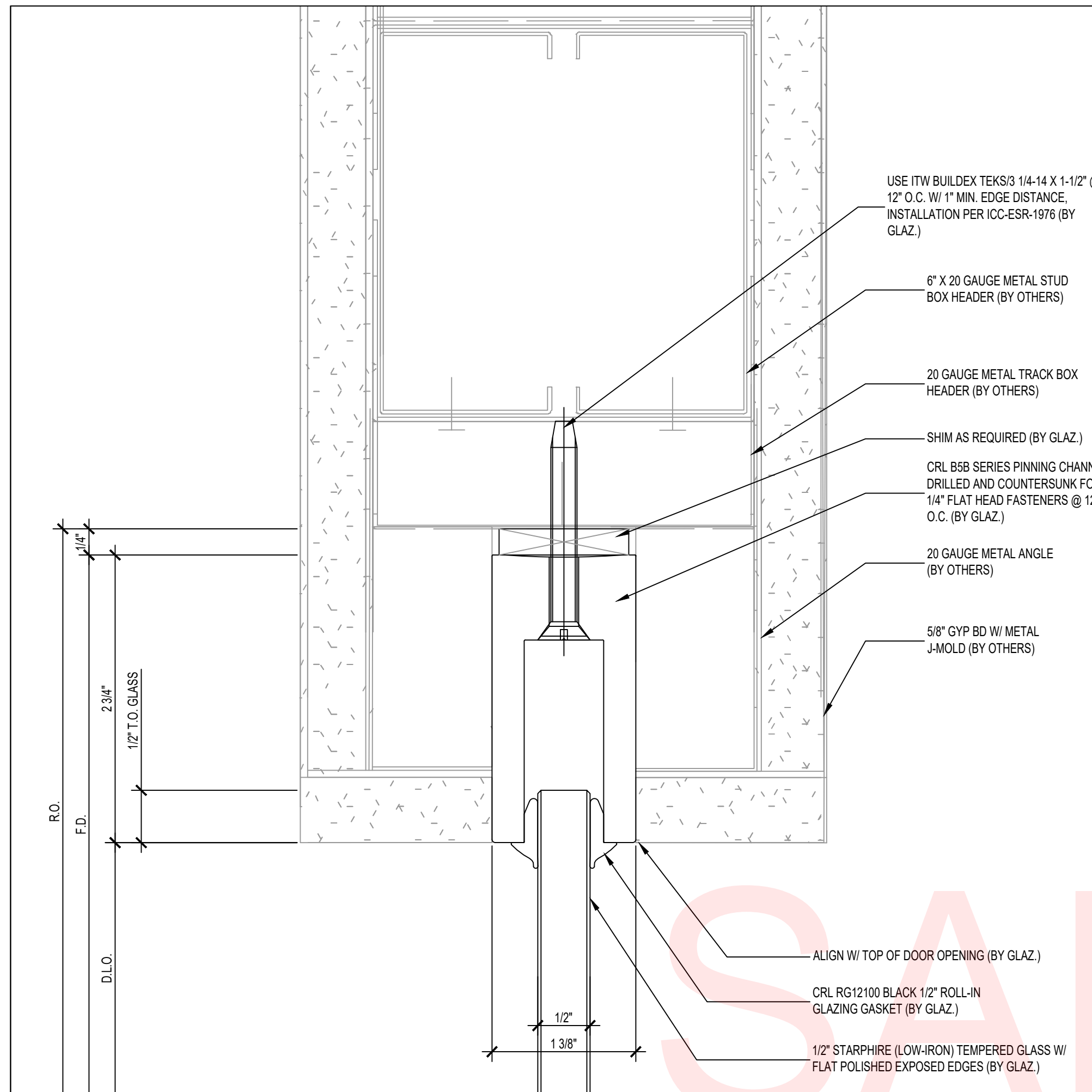
SADDLEBACK COLLEGE SCIENCE & MATH BLDG  
 INTERIOR GLAZING  
 28000 MARGUERITE PKWY  
 MISSION VIEJO, CA 92692

- REVISION:
- - 
  - 
  - 
  -

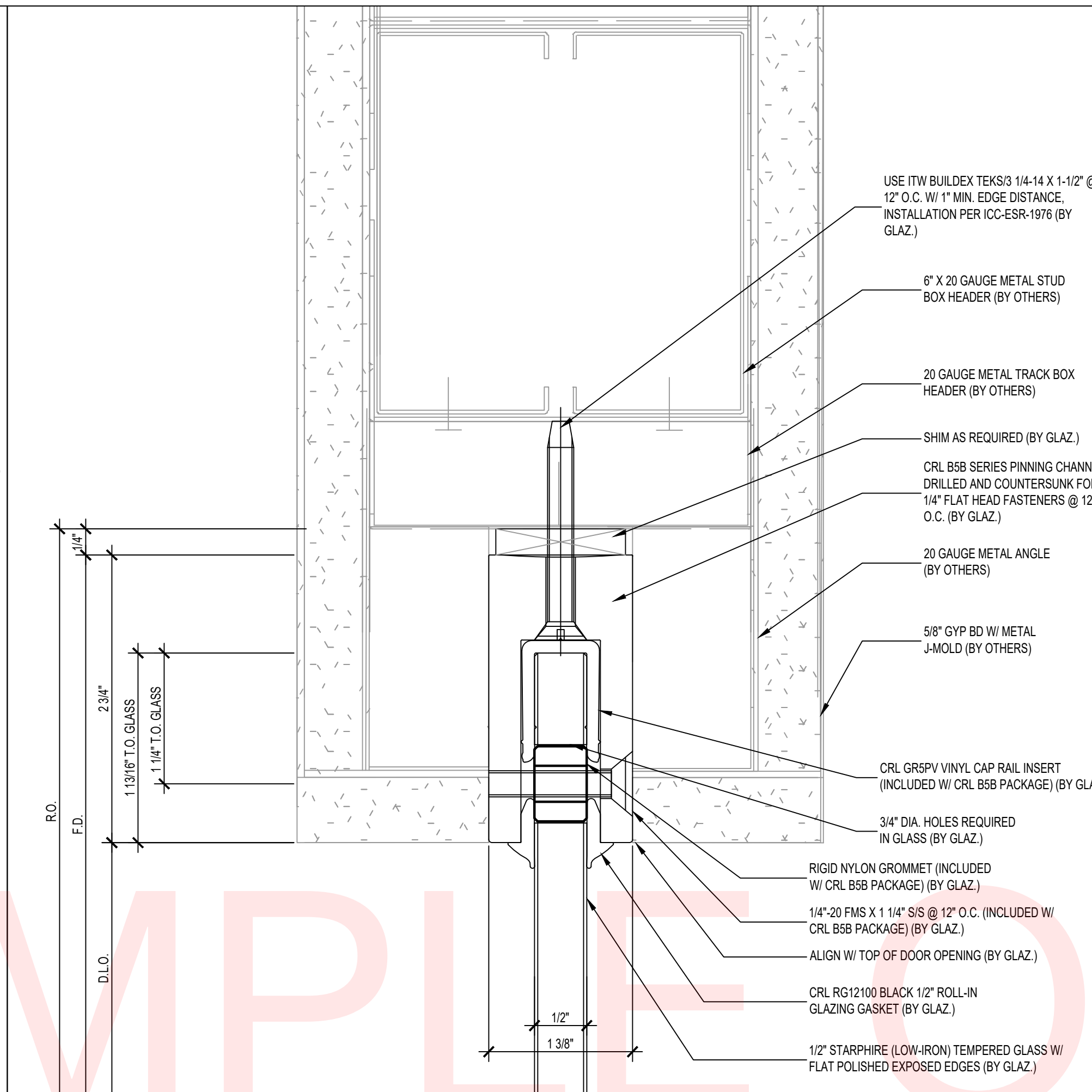
PROJECT NR: SAMPLE  
 DATE: 10-05-2024  
 DRAWN BY: AS  
 CHECKED BY: CG  
 SCALE: AS NOTED

SHEET NUMBER:

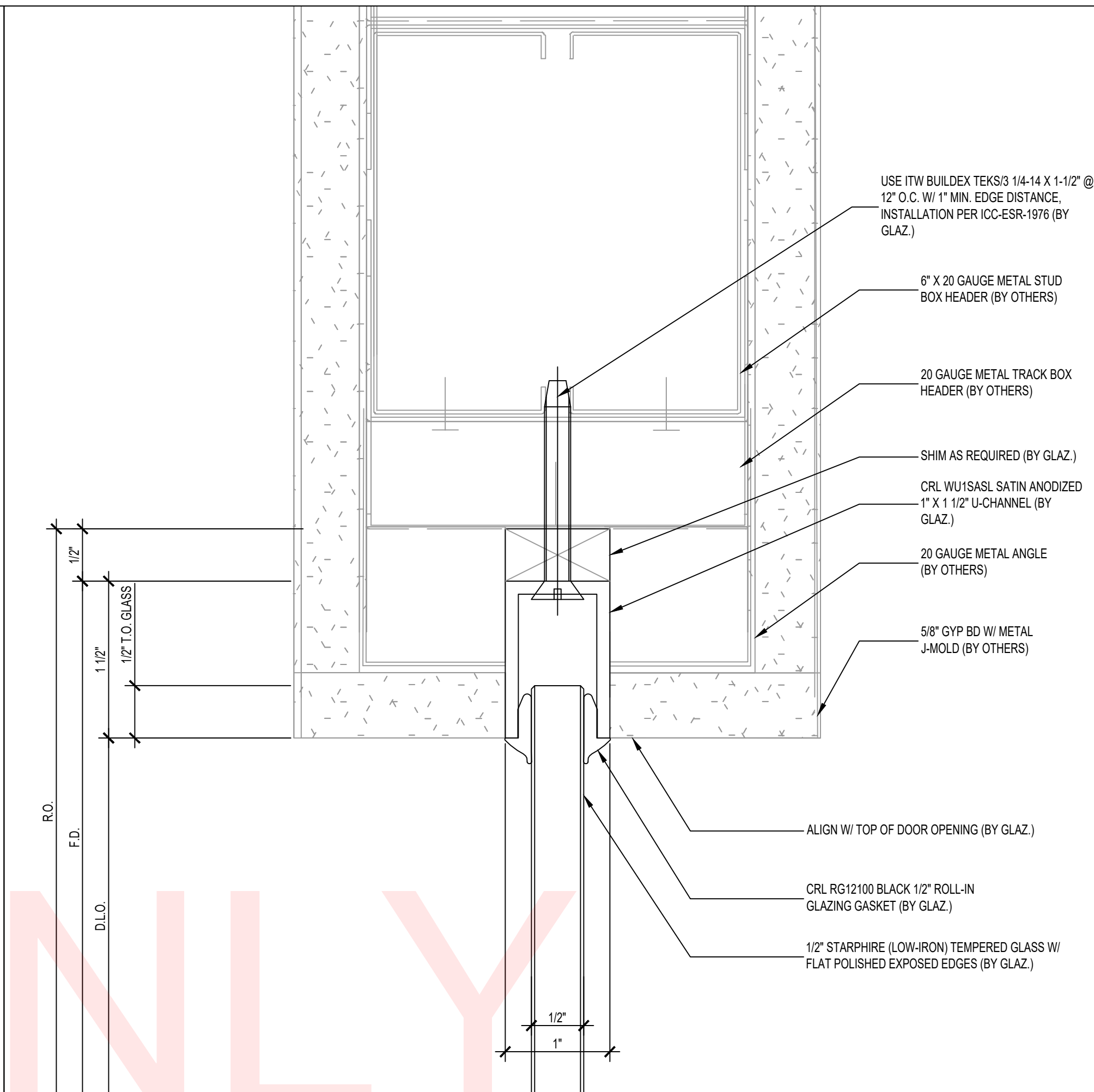
**BL2**



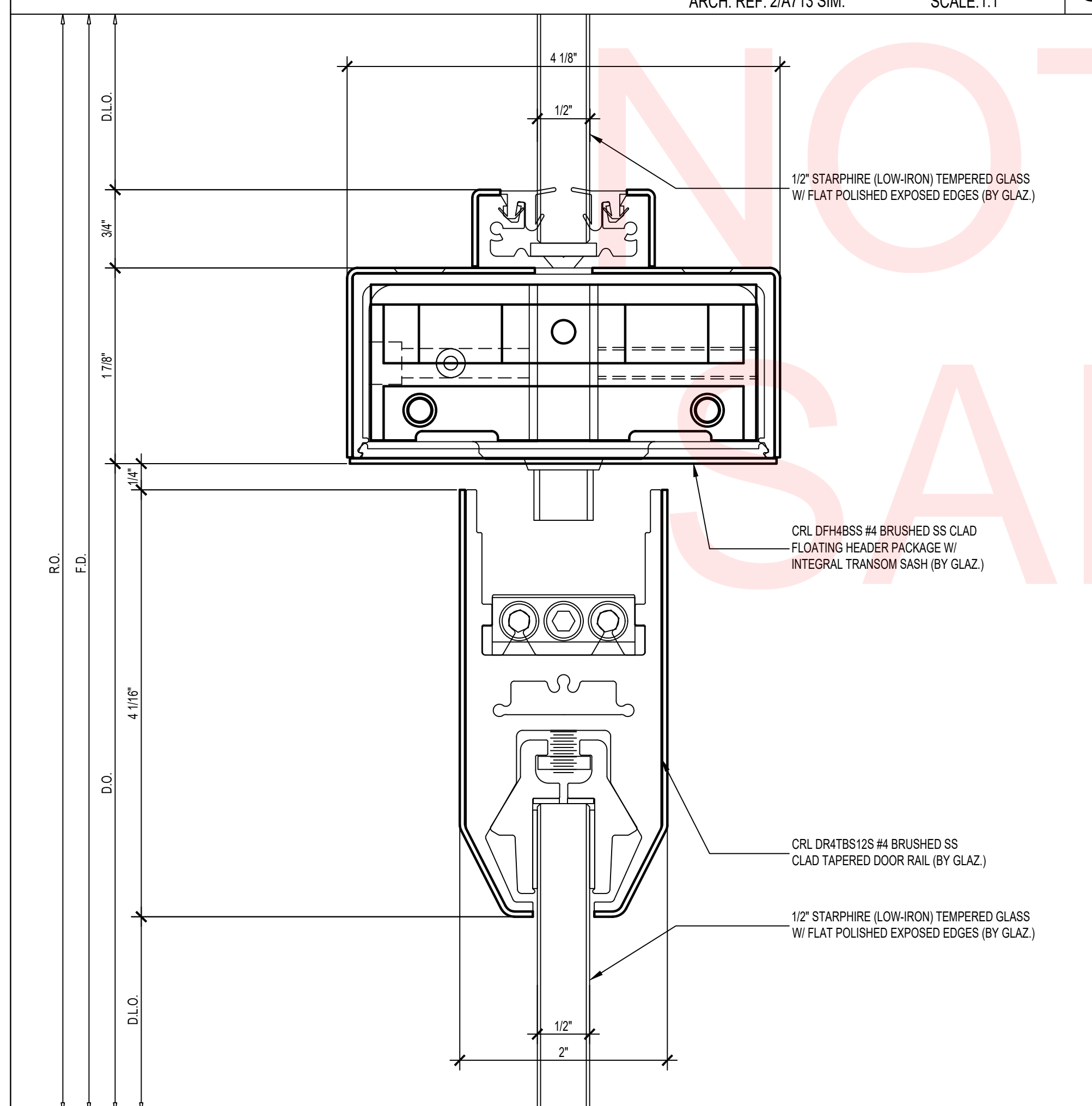
DETAIL - INTERIOR ALL-GLASS STOREFRONT PINNING CHANNEL AT SIDELEITE HEAD  
ARCH. REF: 2/A713 SIM. SCALE: 1:1 **6**



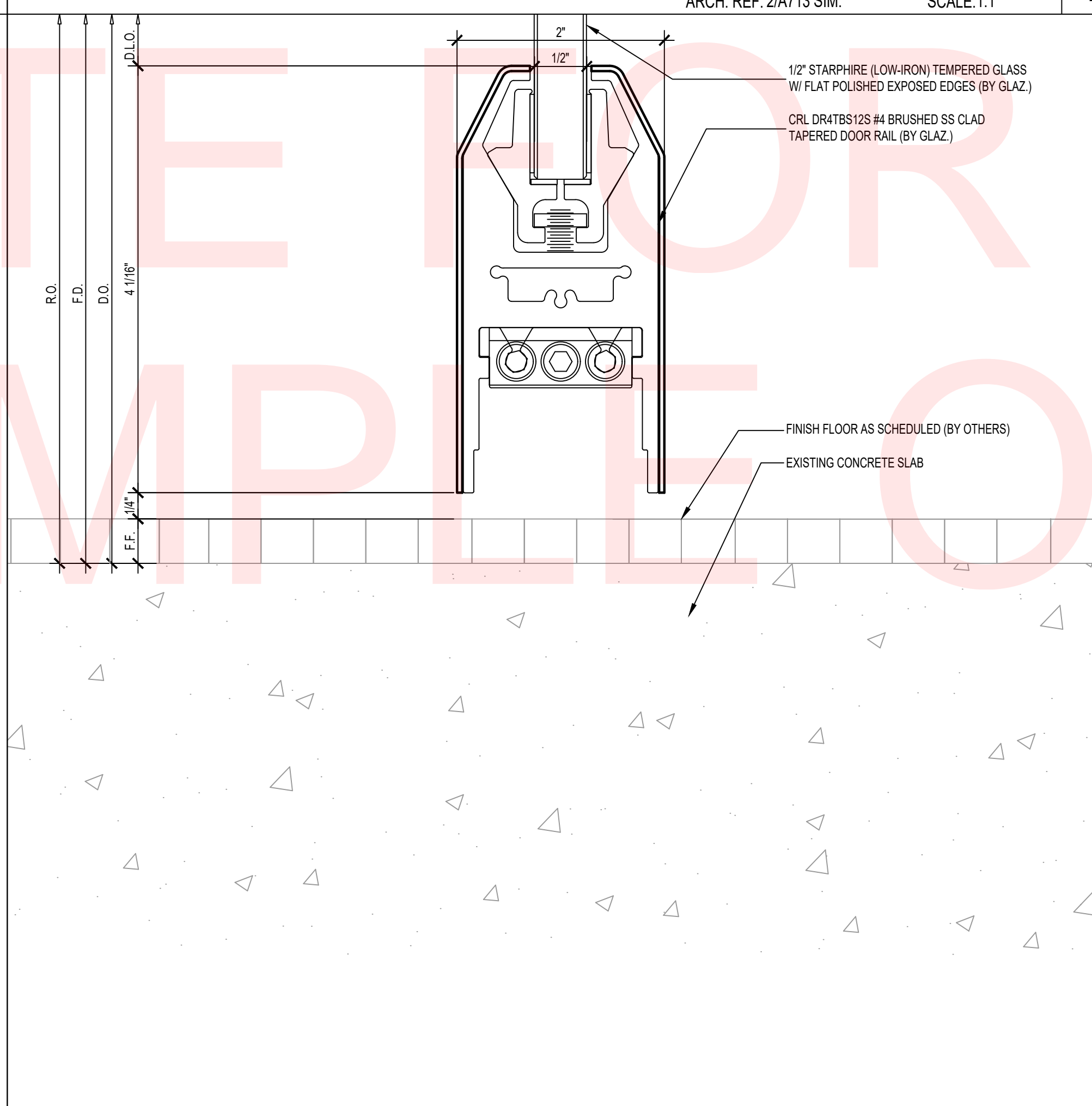
DETAIL - INTERIOR ALL-GLASS STOREFRONT PINNING CHANNEL AT TRANSOM HEAD  
ARCH. REF: 2/A713 SIM. SCALE: 1:1 **4**



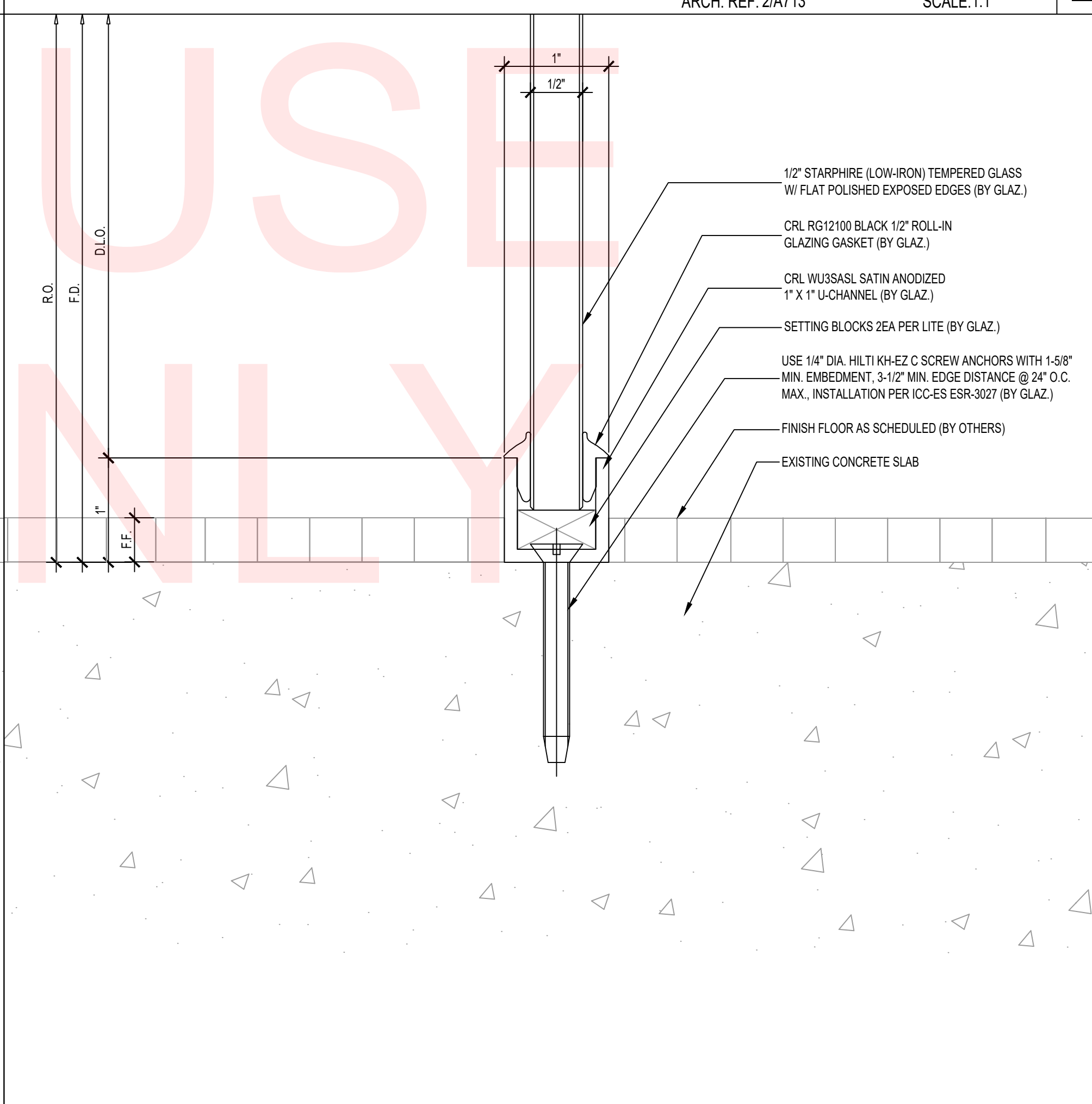
DETAIL - INTERIOR ALL-GLASS STOREFRONT U-CHANNEL HEAD  
ARCH. REF: 2/A713 SCALE: 1:1 **2**



DETAIL - INTERIOR ALL-GLASS STOREFRONT DOOR TOP RAIL AND FLOATING HEADER  
ARCH. REF: 3/A713 SIM. SCALE: 1:1 **5**



DETAIL - INTERIOR ALL-GLASS STOREFRONT DOOR BOTTOM RAIL  
ARCH. REF: 3/A713 SCALE: 1:1 **3**



DETAIL - INTERIOR ALL-GLASS STOREFRONT U-CHANNEL SILL  
ARCH. REF: 2/A713 SCALE: 1:1 **1**

**YOUR  
LOGO  
HERE**

YOUR ADDRESS  
CITY, ST 12345  
PHONE: (123) 456-7890  
www.yourwebsite.com

STAMPS

SADDLEBACK COLLEGE SCIENCE & MATH BLDG  
INTERIOR GLAZING  
28000 MARGUERITE PKWY  
MISSION VIEJO, CA 92692

REVISION:

1.	
2.	
3.	
4.	
5.	

PROJECT NR: SAMPLE  
DATE: 10-05-2024  
DRAWN BY: AS  
CHECKED BY: CG  
SCALE: AS NOTED  
SHEET NUMBER:

**D1**

YOUR  
LOGO  
HERE

YOUR ADDRESS  
CITY, ST 12345  
PHONE: (123) 456-7890  
www.yourwebsite.com

STAMPS

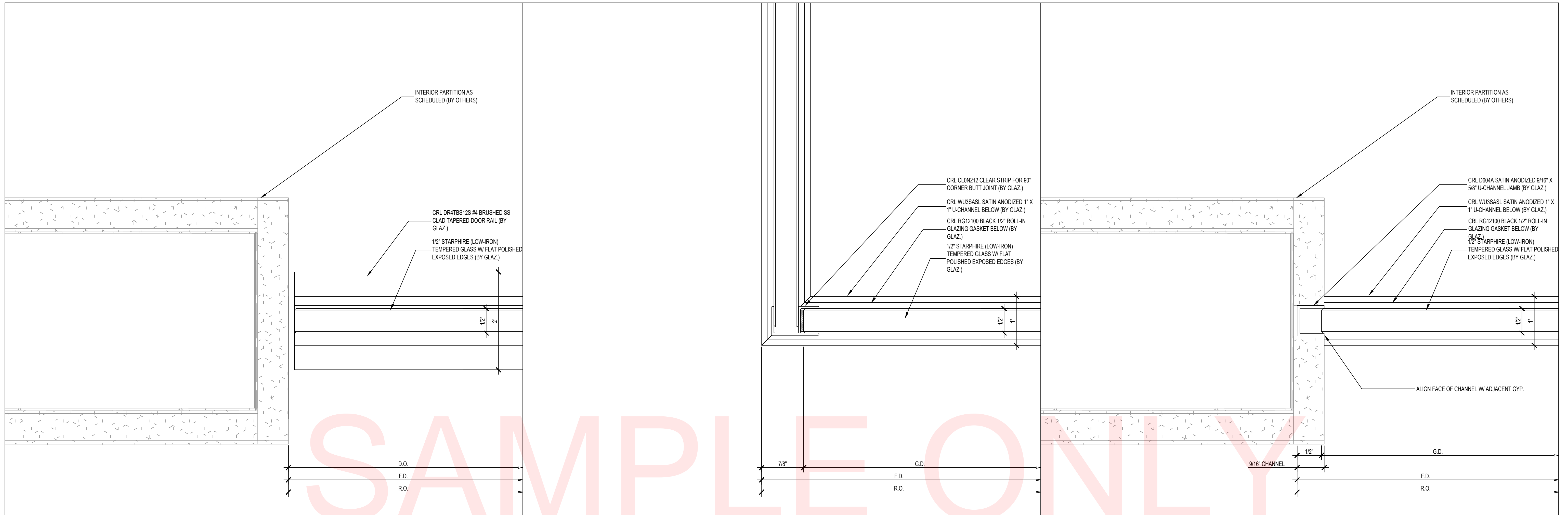
SADDLEBACK COLLEGE SCIENCE & MATH BLDG  
INTERIOR GLAZING  
28000 MARGUERITE PKWY  
MISSION VIEJO, CA 92692

REVISION:

- 1.
- 2.
- 3.
- 4.
- 5.

PROJECT NR: SAMPLE  
DATE: 10-05-2024  
DRAWN BY: AS  
CHECKED BY: CG  
SCALE: AS NOTED  
SHEET NUMBER:

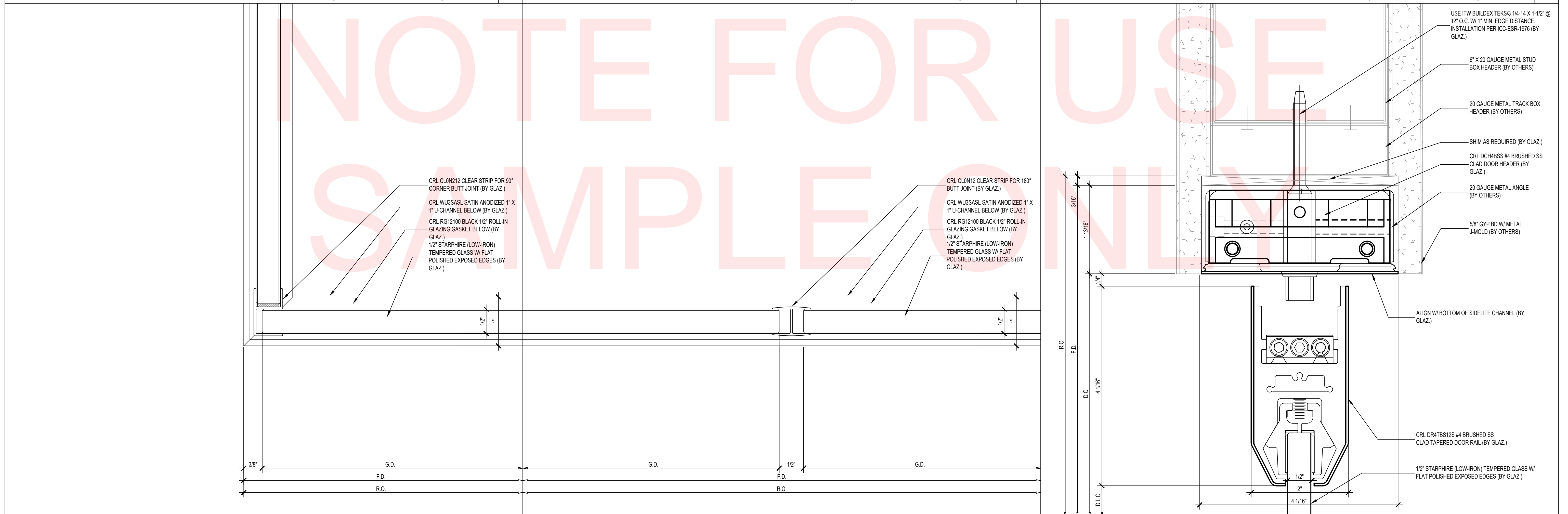
D2



DETAIL - INTERIOR ALL-GLASS STOREFRONT DOOR JAMB AT INTERIOR PARTITION  
ARCH. REF: 1/A713 SIM. SCALE:1:1 **6**

DETAIL - INTERIOR ALL-GLASS STOREFRONT 90° CORNER BUTT JOINT  
ARCH. REF: 1/A713 SCALE:1:1 **4**

DETAIL - INTERIOR ALL-GLASS STOREFRONT U-CHANNEL JAMB  
ARCH. REF: 1/A713 SCALE:1:1 **2**



DETAIL - INTERIOR ALL-GLASS STOREFRONT 90° CORNER BUTT JOINT  
ARCH. REF: 3/A713 SIM. SCALE:1:1 **5**

DETAIL - INTERIOR ALL-GLASS STOREFRONT VERTICAL BUTT JOINT  
ARCH. REF: 1/A713 SCALE:1:1 **3**

DETAIL - INTERIOR ALL-GLASS STOREFRONT DOOR TOP RAIL AND HEADER  
ARCH. REF: 3/A713 SCALE:1:1 **1**

SAMPLE ONLY

YOUR  
LOGO  
HERE

YOUR ADDRESS  
CITY, ST 12345  
PHONE: (123) 456-7890  
www.yourwebsite.com

STAMPS

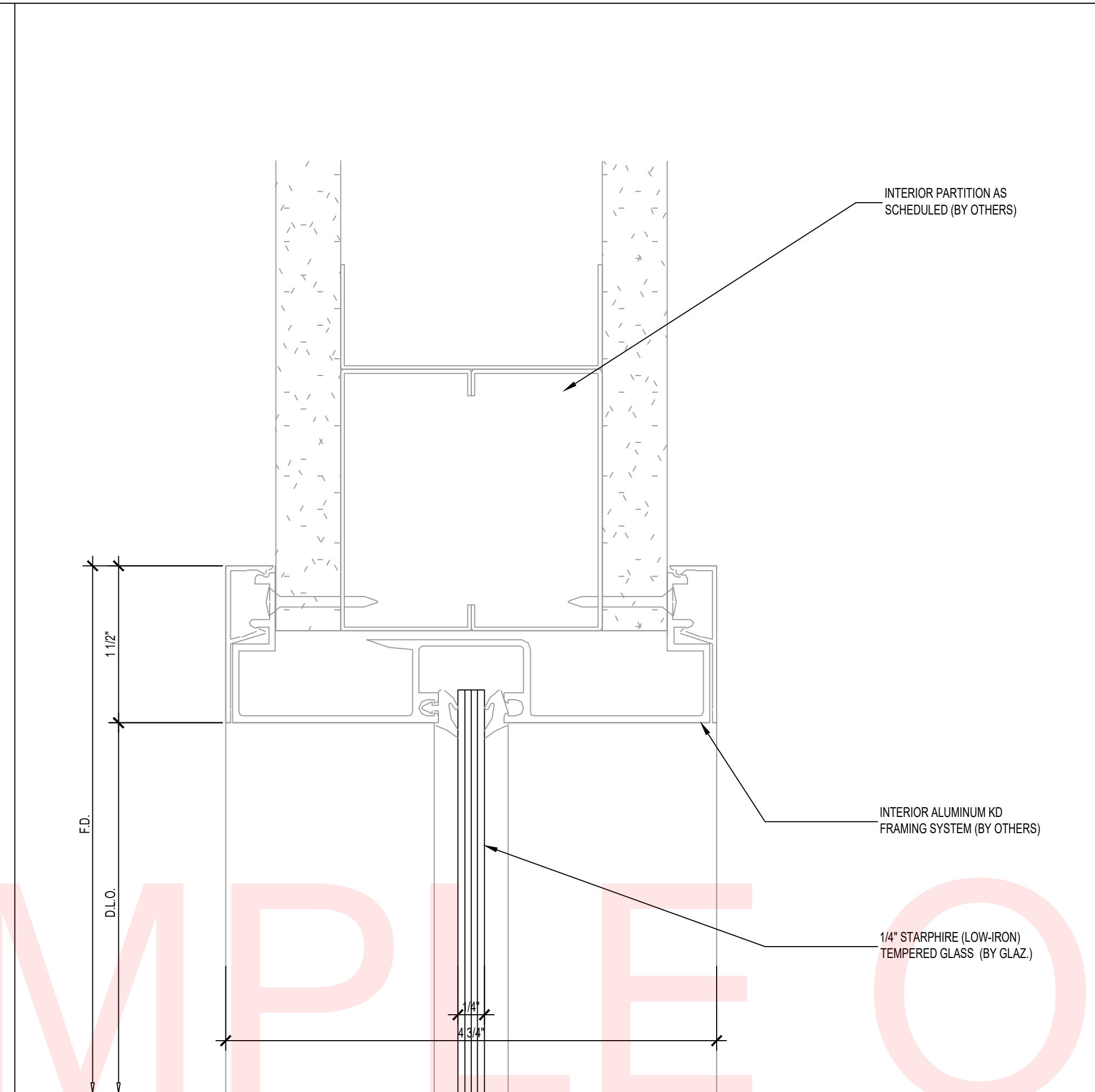
SADDLEBACK COLLEGE SCIENCE & MATH BLDG  
INTERIOR GLAZING  
28000 MARGUERITE PKWY  
MISSION VIEJO, CA 92692

REVISION:

- 1.
- 2.
- 3.
- 4.
- 5.

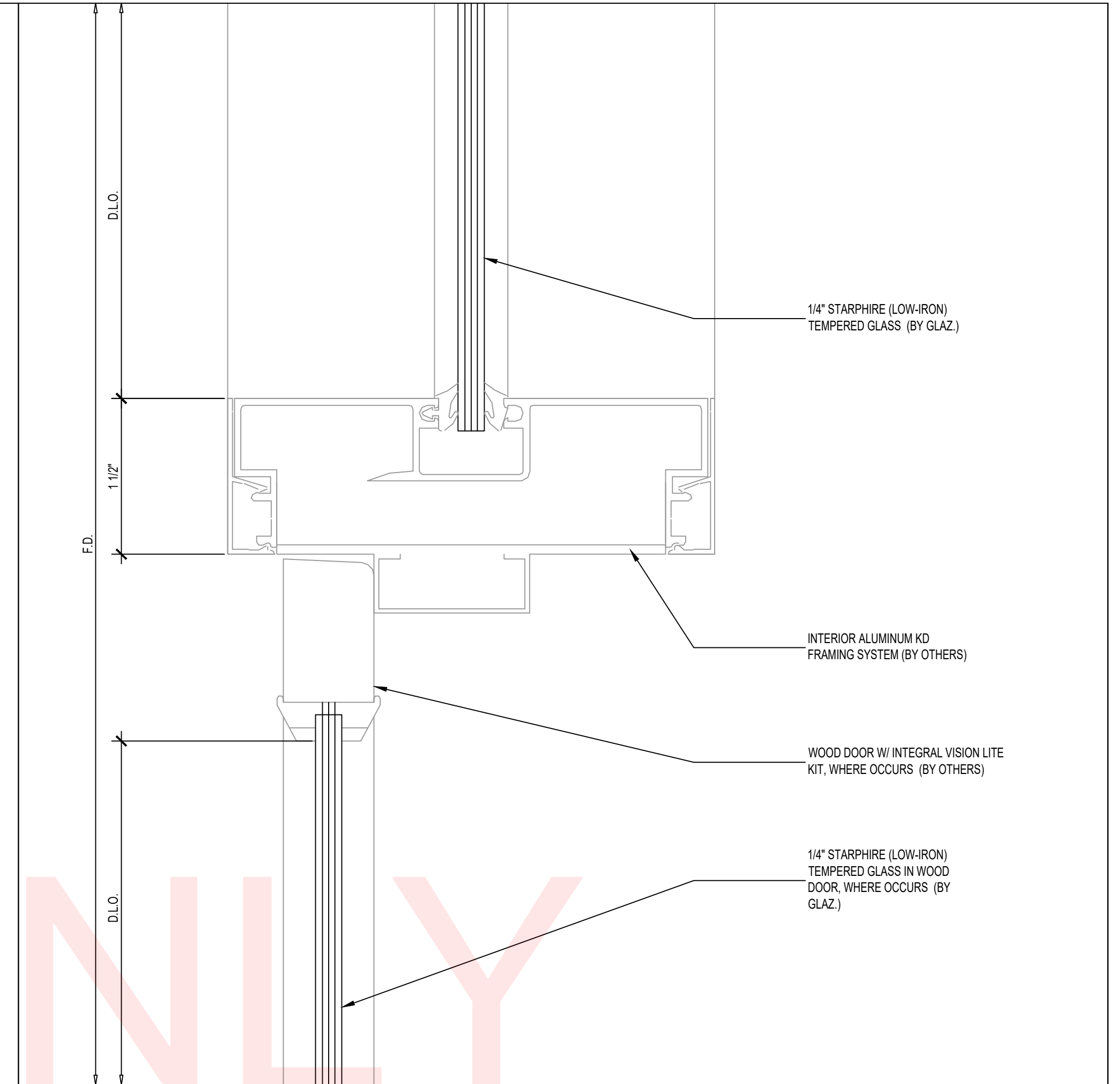
PROJECT NR: SAMPLE  
DATE: 10-05-2024  
DRAWN BY: AS  
CHECKED BY: CG  
SCALE: AS NOTED  
SHEET NUMBER:

**D3**



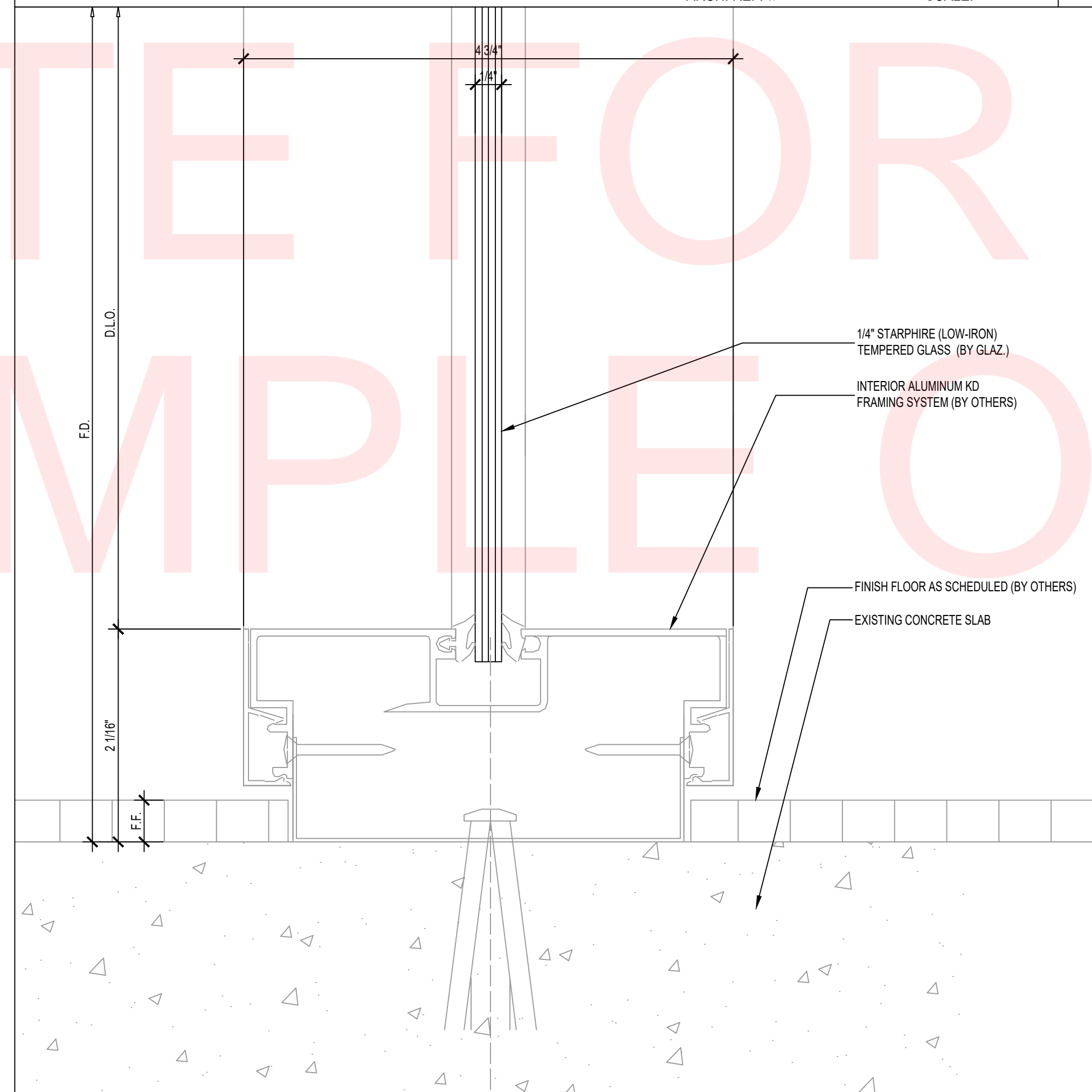
DETAIL - INTERIOR VISION LITE FOR KD ALUM. TRANSOM FRAME AT HEAD BY OTHERS  
ARCH. REF: 6/A711 SCALE:1:1

**4**



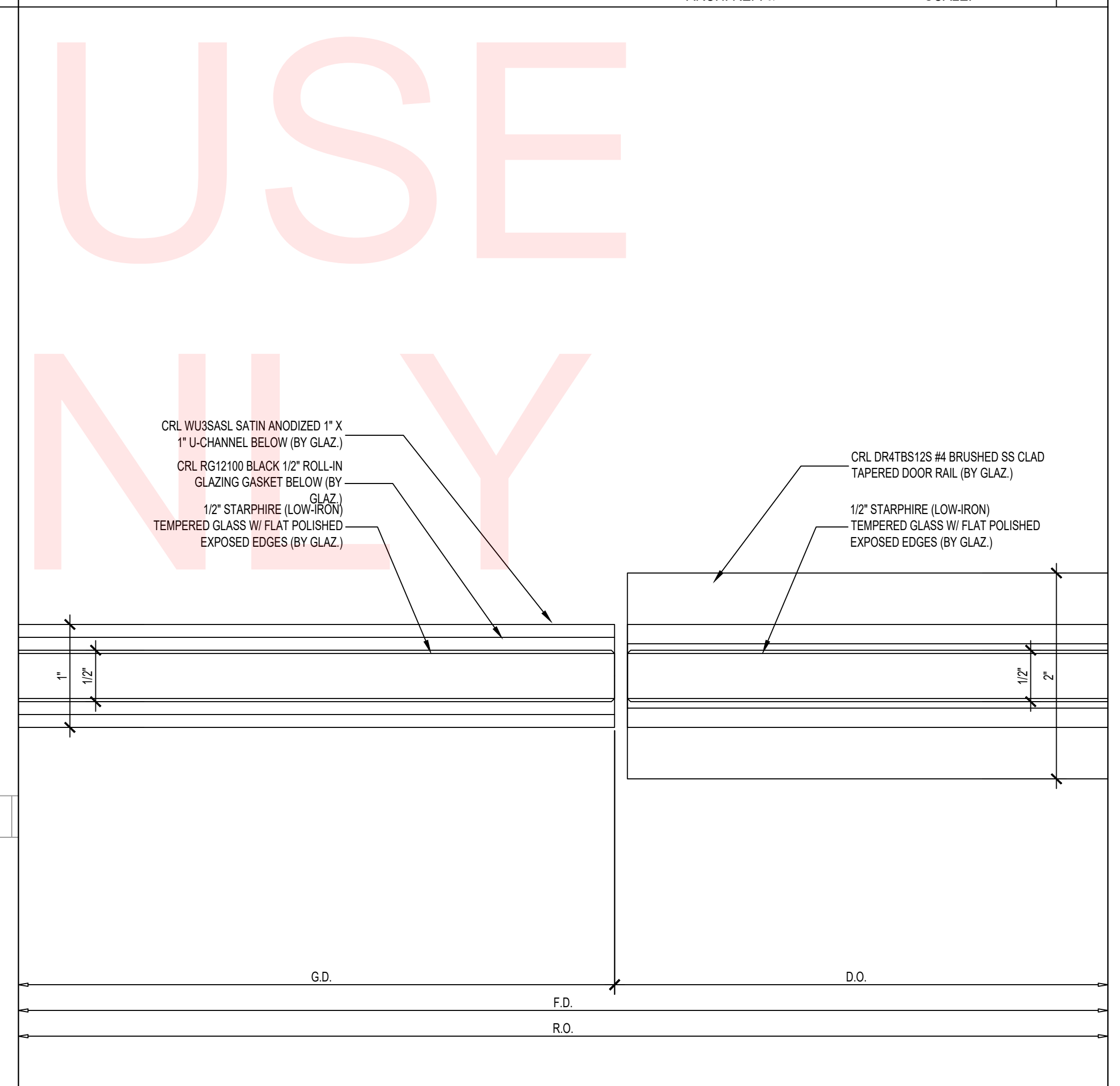
DETAIL - INTERIOR VISION LITE FOR KD ALUM. TRANSOM FRAME AND WOOD DOOR (WHERE OCCURS) BY OTHERS  
ARCH. REF: 6/A711 SIM. SCALE:1:1

**2**



DETAIL - INTERIOR VISION LITE FOR KD ALUM. TRANSOM FRAME AT SILL BY OTHERS  
ARCH. REF: 6/A711 SCALE:1:1

**3**



DETAIL - INTERIOR ALL-GLASS STOREFRONT DOOR AT SILTITE  
ARCH. REF: 1/A713 SIM. SCALE:1:1

**1**

SAMPLE ONLY  
NOTE FOR USE  
SAMPLE ONLY